



US00D359019S

United States Patent [19] Kimball

[11] Patent Number: **Des. 359,019**
[45] Date of Patent: **** Jun. 6, 1995**

[54] **BOAT FENDER**

80590 8/1952 Norway .

[75] Inventor: **William C. Kimball**, Gloversville, N.Y.

OTHER PUBLICATIONS

1993 Nelson A. Taylor Co., Inc. Catalog pp. 3-5, 7-10.

[73] Assignee: **N.A. Taylor Co., Inc.**, Gloversville, N.Y.

Primary Examiner—Kay H. Chin
Attorney, Agent, or Firm—Nixon & Vanderhye

[**] Term: **14 Years**

[57] CLAIM

[21] Appl. No.: **20,949**

The ornamental design for a boat fender, as shown and described.

[22] Filed: **Apr. 5, 1994**

DESCRIPTION

[52] U.S. Cl. **D12/168; D12/317**

[58] Field of Search **D12/168, 317; 114/219; 267/69, 74**

FIG. 1 is an isometric view of a boat fender showing my new design;

FIG. 2 is a bottom plan view thereof;

FIG. 3 is a top plan view thereof;

FIG. 4 is a right side elevational view thereof, the left side elevational view being a mirror image of that shown;

FIG. 5 is a front end view thereof;

FIG. 6 is an isometric view of a second embodiment of a boat fender showing my new design;

FIG. 7 is a right side elevational view of the boat fender of **FIG. 6**, the left side elevational view being a mirror image of that shown;

FIG. 8 is a bottom plan view of the boat fender of **FIG. 6**;

FIG. 9 is a top plan view of the boat fender of **FIG. 6**; and,

FIG. 10 is a front end view of the boat fender of **FIG. 6**.

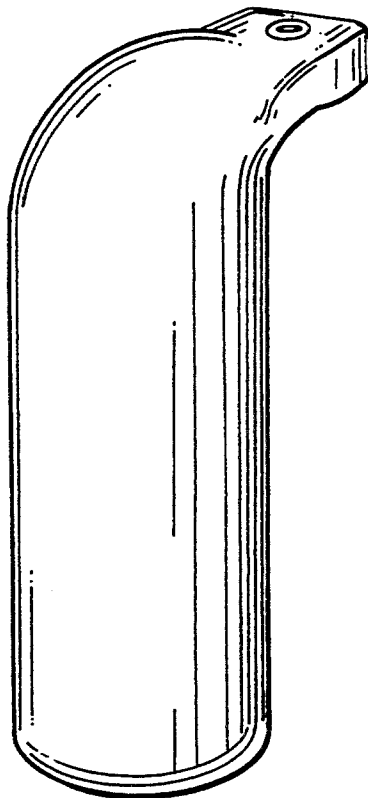
[56] References Cited

U.S. PATENT DOCUMENTS

D. 219,893	2/1971	Simpton	D12/168
D. 259,194	5/1981	Koughan	D12/168
D. 297,627	9/1988	Patton	D12/317
708,476	9/1902	Higgins .	
2,905,129	9/1959	Denend et al. .	
3,121,888	2/1964	Morgan et al. .	
4,664,053	5/1987	Mesinger .	
4,843,994	7/1989	Wilson et al. .	

FOREIGN PATENT DOCUMENTS

1151958	8/1983	Canada .
319362	6/1989	European Pat. Off. .
647886	10/1962	Italy .
5-39085	2/1993	Japan .






FIG. 1

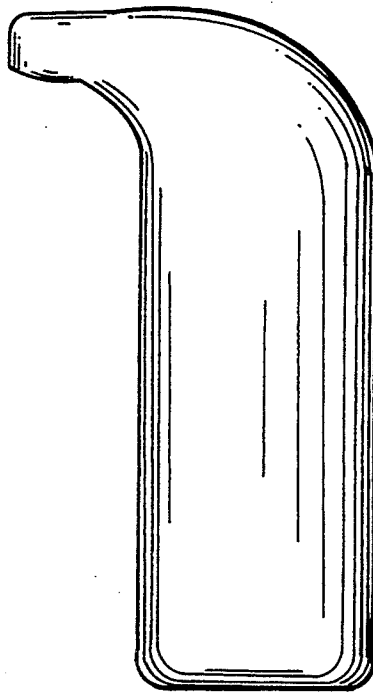


FIG. 4

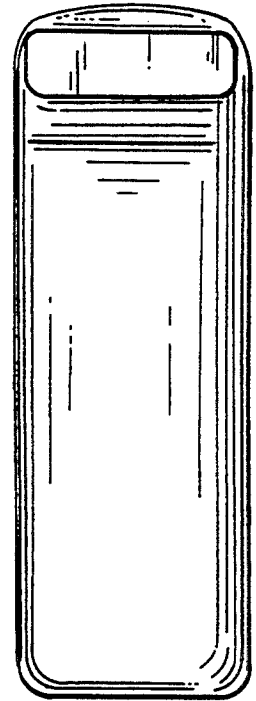


FIG. 5

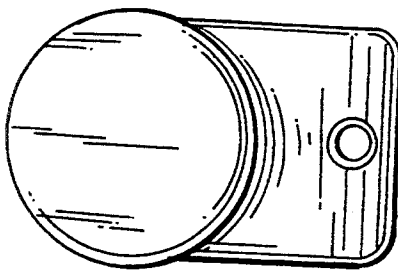


FIG. 2

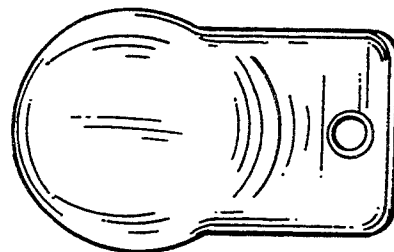


FIG. 3




FIG. 6




FIG. 7




FIG. 10

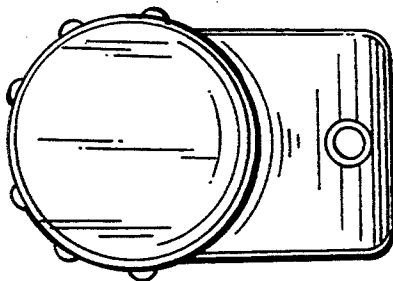


FIG. 8

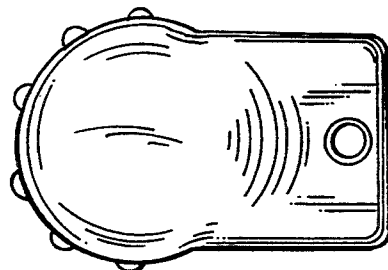


FIG. 9