



US00D358902S

United States Patent [19]
Webster, III

[11] **Patent Number: Des. 358,902**
[45] **Date of Patent: ** May 30, 1995**

- [54] **LIGHTING FIXTURE**
- [75] **Inventor: George B. Webster, III, Wayzata, Minn.**
- [73] **Assignee: Sterner Lighting Systems Incorporated, Winsted, Minn.**
- [**] **Term: 14 Years**
- [21] **Appl. No.: 18,504**
- [22] **Filed: Feb. 8, 1994**
- [52] **U.S. Cl. D26/87; D26/67**
- [58] **Field of Search D26/67-71, D26/80-92, 72; 362/145, 147, 362, 431, 432**
- [56] **References Cited**
U.S. PATENT DOCUMENTS
D. 209,081 10/1967 Netland D26/71

- D. 220,778 5/1971 Jablonski et al. D26/71
- D. 221,183 7/1971 Bobrick D26/71
- D. 272,475 1/1984 Yahraus D26/71 X
- 4,234,912 11/1980 Barnes et al. 362/145

Primary Examiner—Susan J. Lucas
Attorney, Agent, or Firm—Westman, Champlin & Kelly

[57] **CLAIM**

The ornamental design for a lighting fixture, as shown and described.

DESCRIPTION

FIG. 1 is a perspective view;
FIG. 2 is a left side view;
FIG. 3 is a front elevational view;
FIG. 4 is a rear elevational view;
FIG. 5 is a top plan view;
FIG. 6 is a bottom plan view; and,
FIG. 7 is a right side view.

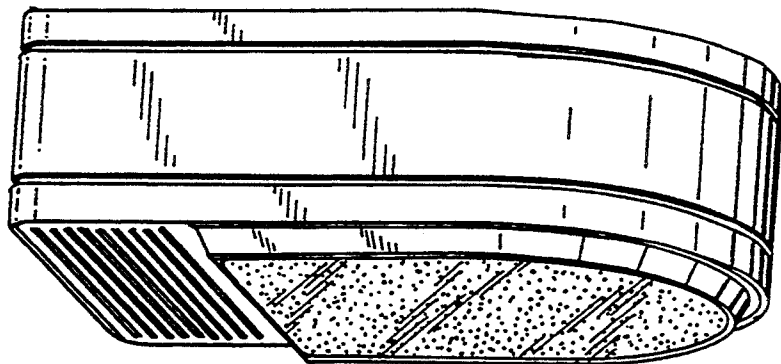


Fig. 1

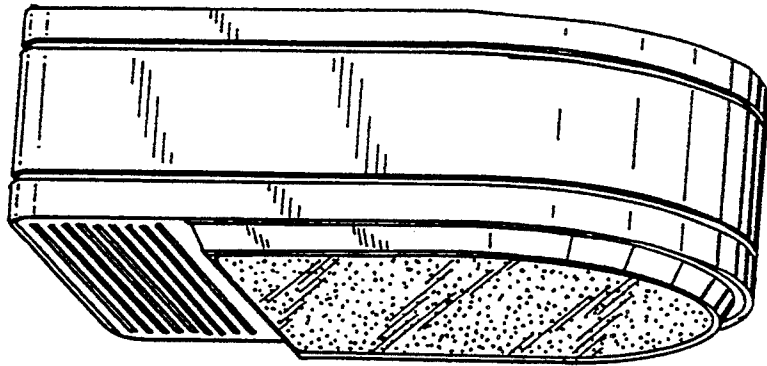


Fig. 2

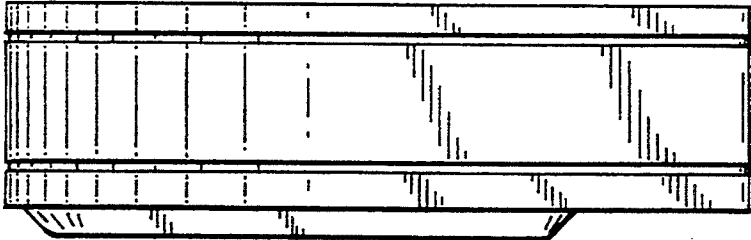


Fig. 3

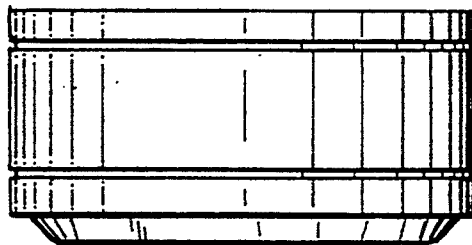
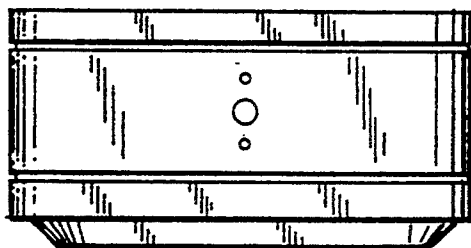


Fig. 4



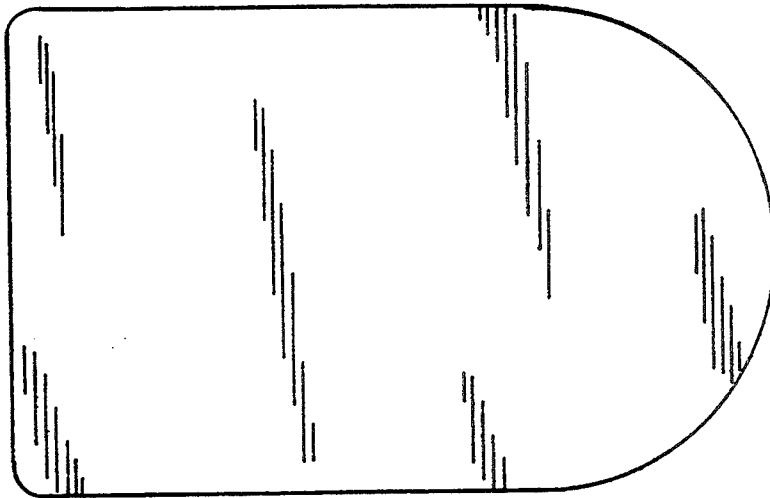


Fig. 5

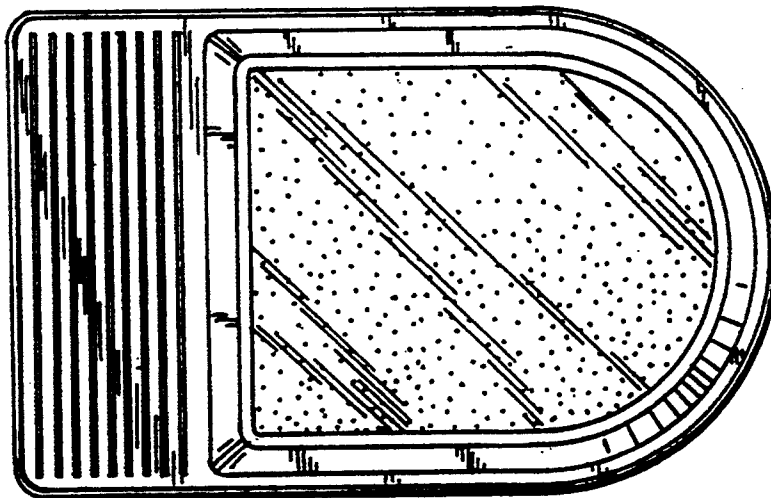


Fig. 6

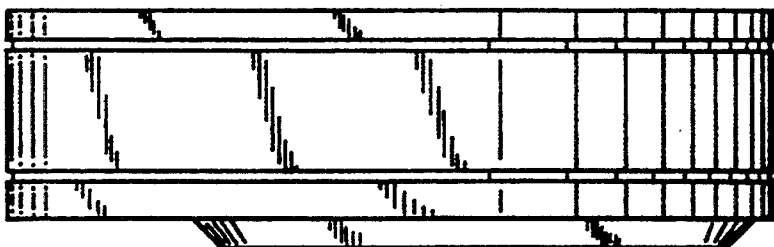


Fig. 7