



US00D887235S

(12) **United States Design Patent**
King, Jr.

(10) **Patent No.:** **US D887,235 S**
(45) **Date of Patent:** **** Jun. 16, 2020**

- (54) **FLOORING CHISEL**
- (71) Applicant: **Skitter & Squirt Adventures, LLC**,
Missoula, MT (US)
- (72) Inventor: **Jack M. King, Jr.**, Phoenix, AZ (US)
- (73) Assignee: **Skitter & Squirt Adventures, LLC**,
Missoula, MT (US)
- (**) Term: **15 Years**
- (21) Appl. No.: **29/688,207**
- (22) Filed: **Apr. 18, 2019**
- (51) **LOC (12) Cl.** **08-05**
- (52) **U.S. Cl.**
USPC **D8/47; D8/70**
- (58) **Field of Classification Search**
USPC D8/14, 47, 70, 88; D32/46, 49
CPC B25D 3/00; B66F 15/00; E04D 15/003;
E04D 15/04
See application file for complete search history.

D431,101 S *	9/2000	Gracy	D32/49
6,339,975 B1 *	1/2002	Harpell	E04D 15/003 254/131.5
D487,559 S *	3/2004	Callander	D8/47
7,013,984 B2 *	3/2006	Atkinson	B25D 17/02 173/1
D528,840 S *	9/2006	Greiner	D6/559
D570,063 S *	5/2008	Manak	D32/49
D617,967 S *	6/2010	Lambert	D32/46
D648,356 S *	11/2011	Clark	D15/29
D672,106 S *	12/2012	Lee	D32/49
D752,937 S *	4/2016	Schneider	D8/47
D798,127 S *	9/2017	Fain	D8/89
D803,642 S *	11/2017	Vanettes	D8/10

* cited by examiner

Primary Examiner — Philip S Hyder

(74) *Attorney, Agent, or Firm* — Lisa Foundation Patent Law Clinic

(57) **CLAIM**

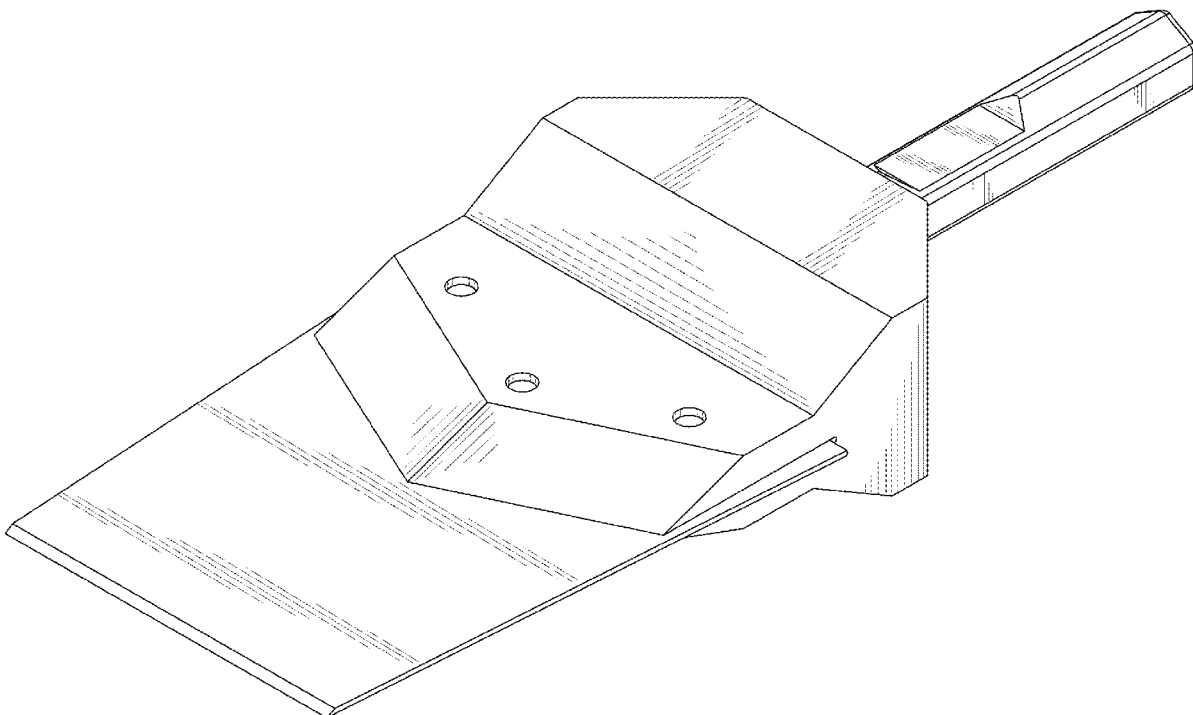
The ornamental design for a flooring chisel, as shown.

DESCRIPTION

FIG. 1 is a top, front and right side perspective view of a flooring chisel, showing my new design;
 FIG. 2 is a top, rear and left side perspective view of the floor chisel;
 FIG. 3 is a top plan view of the floor chisel
 FIG. 4 is a right side elevation view of the floor chisel;
 FIG. 5 is a left side elevation view of the floor chisel;
 FIG. 6 is a bottom plan view of the floor chisel;
 FIG. 7 is a front elevation view of the floor chisel; and,
 FIG. 8 is a rear elevation view of the floor chisel.

1 Claim, 5 Drawing Sheets

- (56) **References Cited**
U.S. PATENT DOCUMENTS
- 1,471,461 A * 10/1923 Harmon B25D 3/00
30/168
- 2,535,253 A * 12/1950 Anderson A01G 20/30
30/128
- D313,682 S * 1/1991 Martin D32/40
- 5,301,429 A * 4/1994 Bundy B44D 3/164
15/236.01
- 5,875,515 A * 3/1999 Dallas A47J 43/288
15/236.01



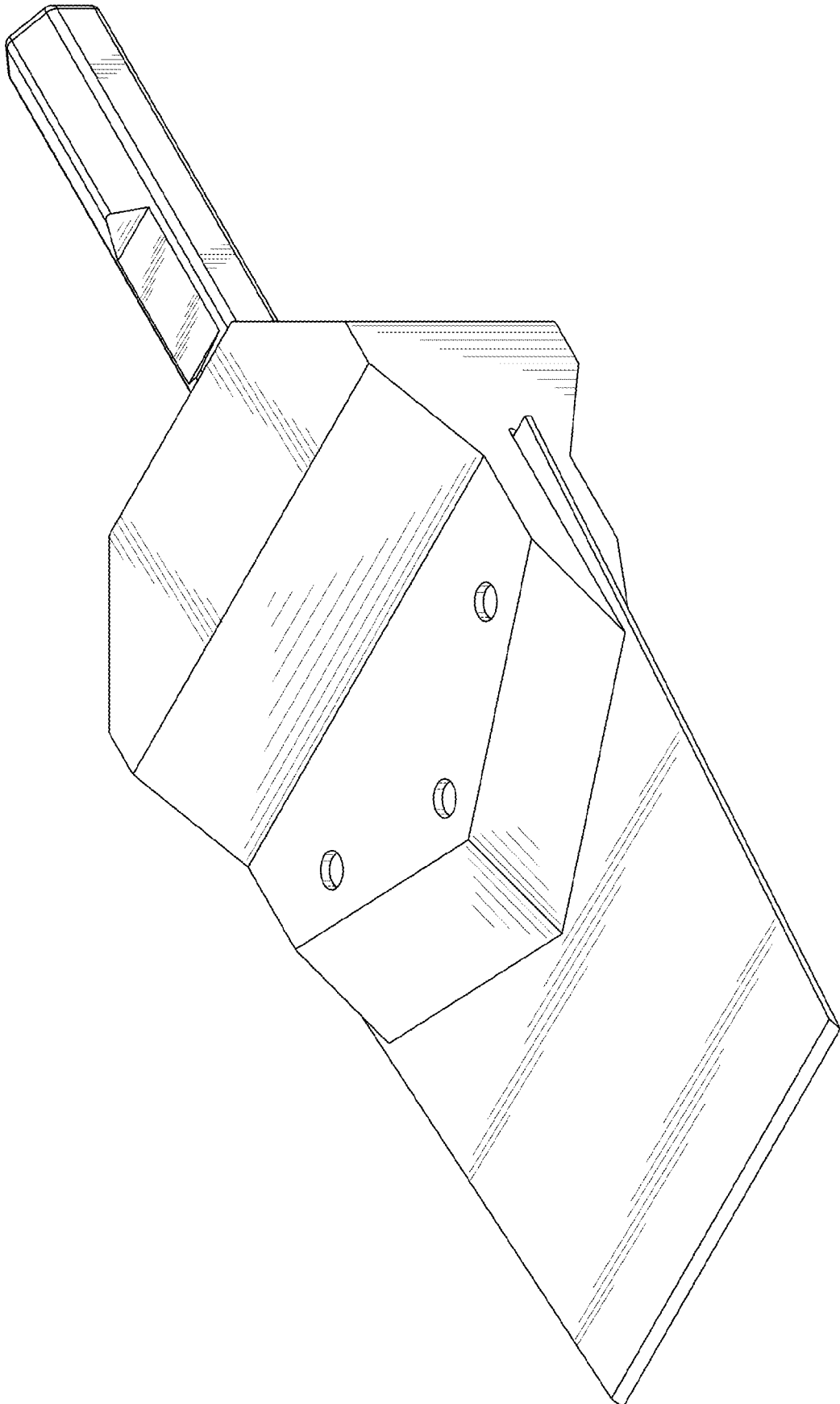


FIG. 1

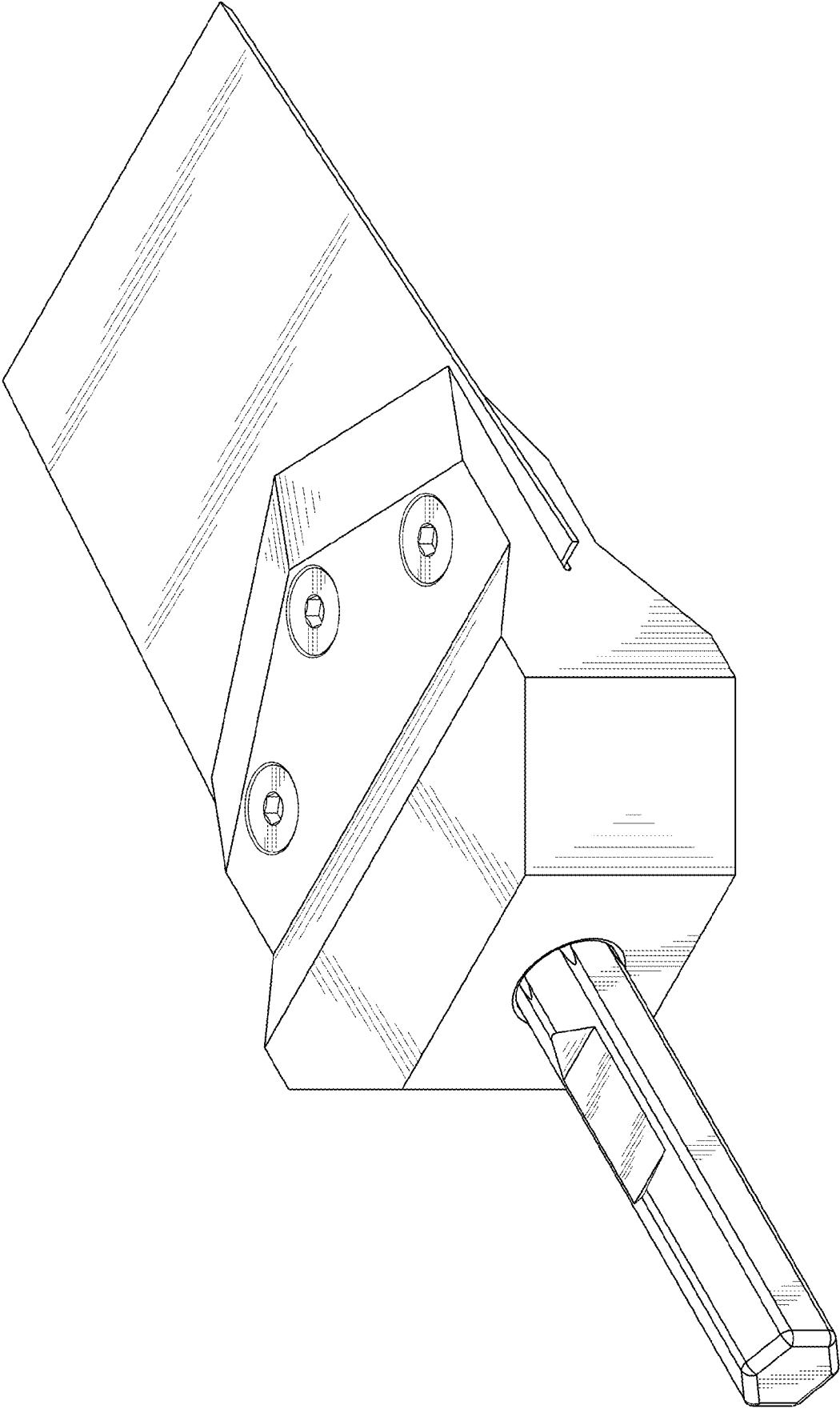


FIG. 2

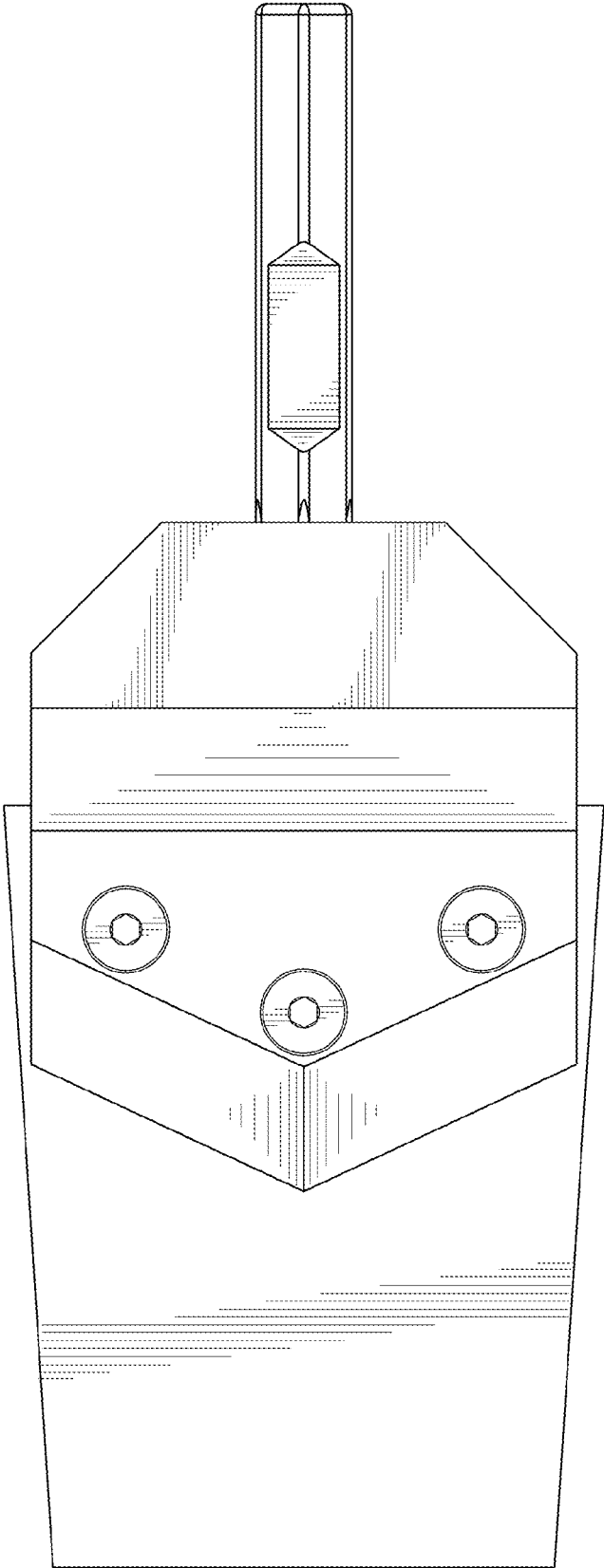


FIG. 3

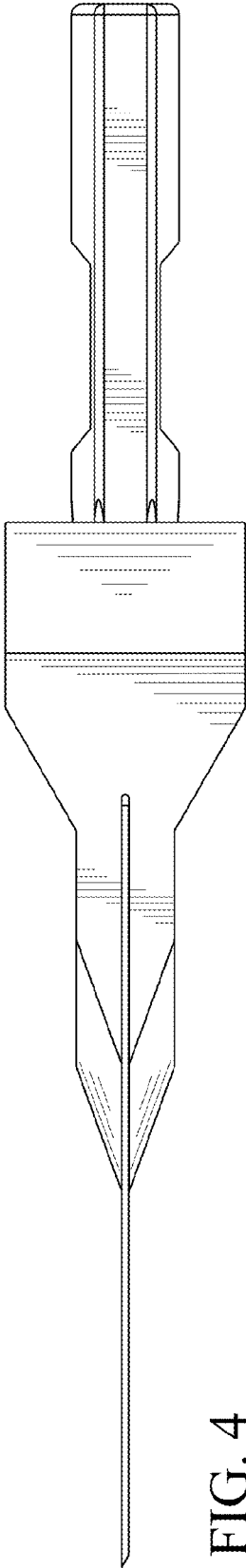


FIG. 4

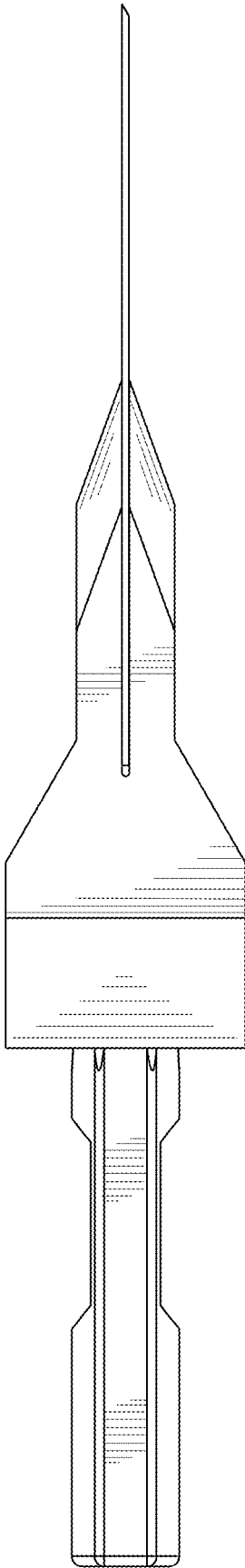


FIG. 5

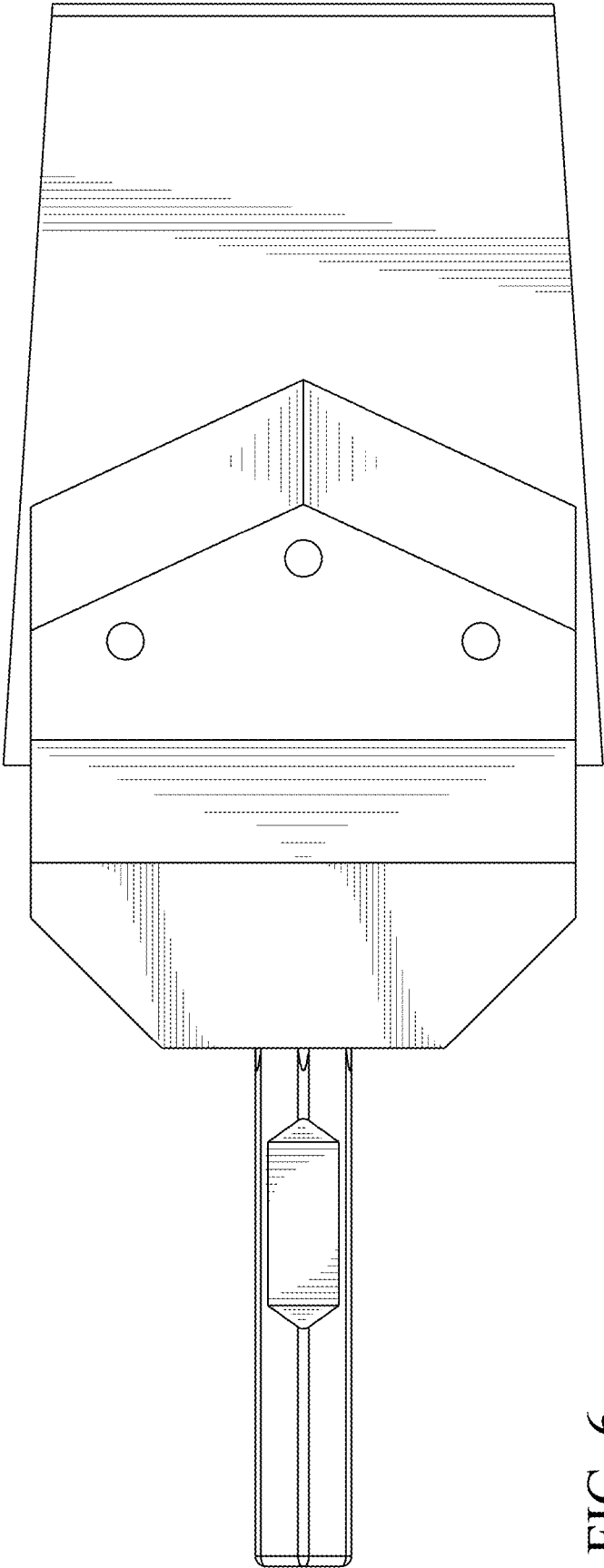


FIG. 6

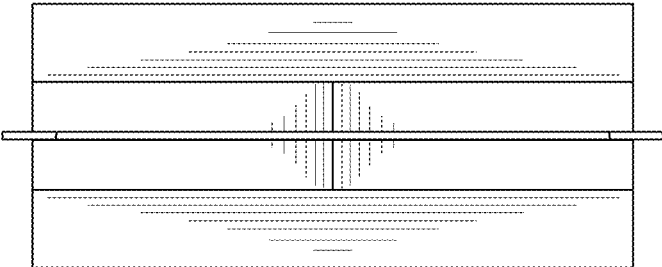


FIG. 7

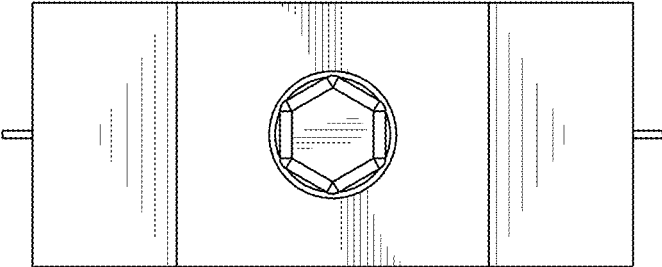


FIG. 8