



US 20110134852A1

(19) **United States**

(12) **Patent Application Publication**  
**CORDEIRO**

(10) **Pub. No.: US 2011/0134852 A1**

(43) **Pub. Date: Jun. 9, 2011**

(54) **BSS/PBSS SUPPORT AND SCHEDULE-FREE  
NETWORKING IN 60GHZ**

(52) **U.S. Cl. .... 370/329**

(76) **Inventor: Carlos CORDEIRO, Portland (US)**

(57) **ABSTRACT**

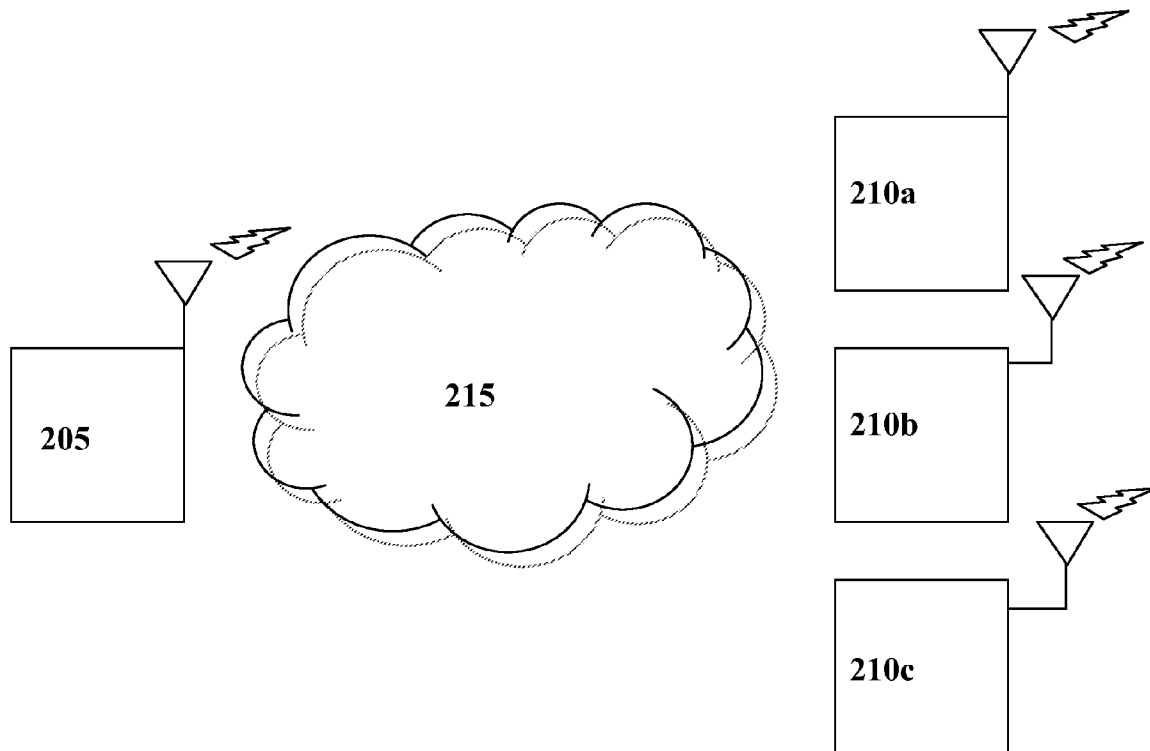
(21) **Appl. No.: 12/630,426**

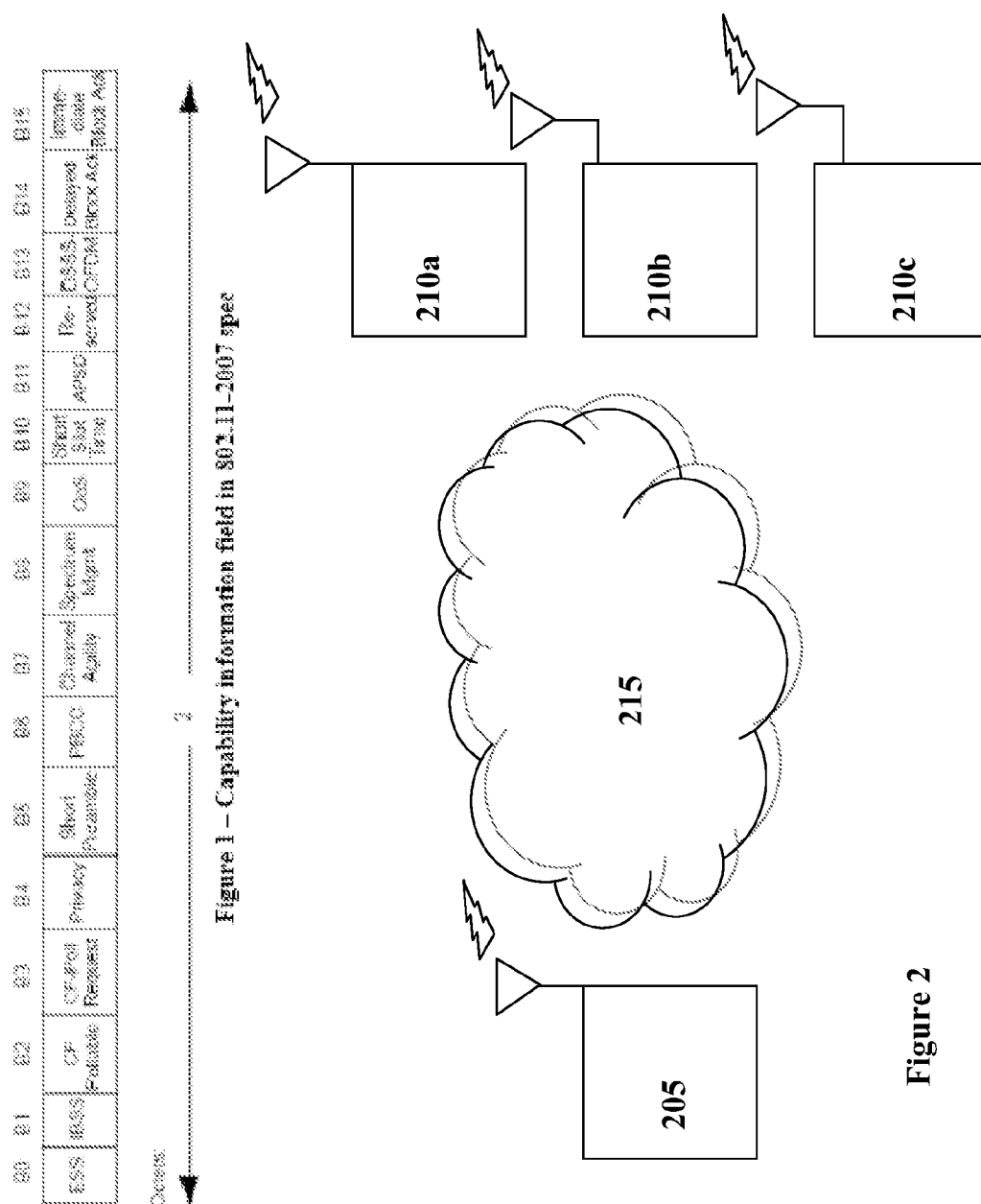
In accordance with various aspects of the disclosure, an apparatus is disclosed that includes a network coordinator module configured to coordinate operation in one or more wireless network architecture modes and configured to communicate to a network station an active mode of the one or more wireless network architecture modes that is active for communication; and a scheduler module that is configured to schedule communication to the network station.

(22) **Filed: Dec. 3, 2009**

**Publication Classification**

(51) **Int. Cl.**  
**H04W 72/04** (2009.01)





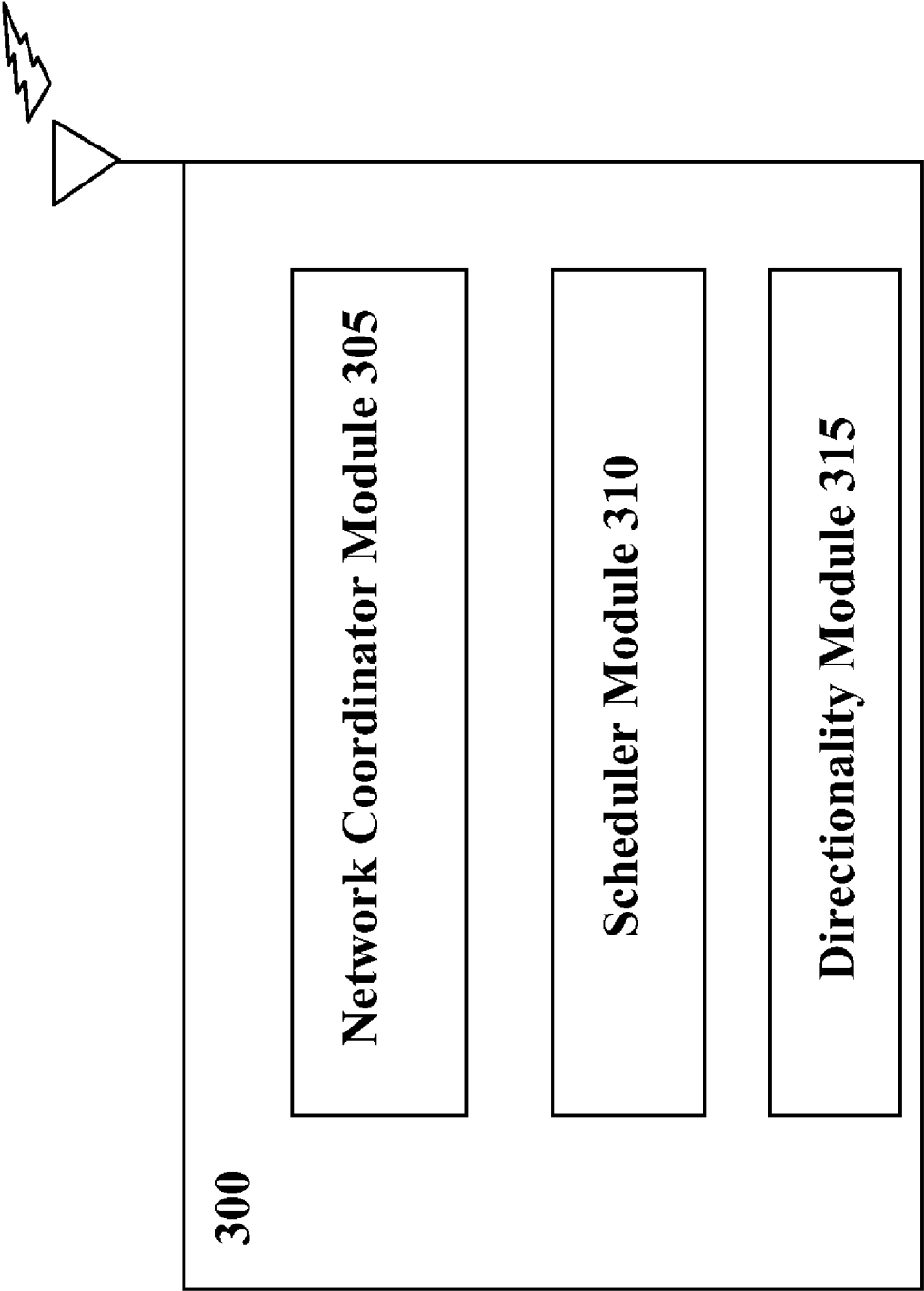


Figure 3

	BSS type 405	CBP only 410	Reserved 415
Bits:	B0-B1	B2	B3-B7

Figure 4

B0 505	B1 510	BSS type 515
1	1	Infrastructure BSS
1	0	PBSS
0	1	IBSS
0	0	Reserved

Figure 5




Figure 6

## BSS/PBSS SUPPORT AND SCHEDULE-FREE NETWORKING IN 60GHZ

### BACKGROUND

[0001] This disclosure relates generally to the field of wireless network communication, and in particular to a basic service set (BSS)/personal basic service set (PBSS) support and schedule-free networking in millimeter wave or high-frequency communication networks.

[0002] Devices in a wireless network operating, using the IEEE 802.11 architecture, are set up to either communicate with the assistance of a central station (STA)—an access point (AP)—or directly, one to the other, without any assistance from the access point. The first is called “Infrastructure Mode” and the other is called “Ad Hoc” mode (also called peer-to-peer or contention-free service). Either mode may be selected for a wireless network, however all devices communicating directly with each other must use the same mode. Beacon frames are used to signal which of these two modes is in operation within the network. The length of the beacon interval is a programmable parameter and it is adjusted with this invention so that an optimum amount of isochronous audio data can be sent to the receivers, with minimum system delay. A 802.11 network can operate according to a single one of these architectures at a time, and the architecture in use is signaled through the Capability Information field carried in the Beacon and Probe Response frames the AP transmits in an infrastructure BSS or a STA transmits in a IBSS. Standard usages for this wireless architecture include web browsing, internet access, backup, etc.

[0003] However, work has been initiated to amend the 802.11 standard for mmWave (60 GHz) usages, which are of very different nature than traditional 802.11 usages. Mmwave usages and applications include wireless display, sync&go, wireless computing, which are not covered by the 802.11 standard. MMW (millimeter band or mmW) is a radio frequency band having a wavelength of ten to one millimeter or from 30 to 300 Gigahertz in frequency. Compared to lower bands of radiation, terrestrial radio signals in this band are extremely prone to atmospheric attenuation, making them difficult to use of long distances.

[0004] Conventional scheduled access mechanisms, such as 15.3, WiMAX, etc., require the client STAs to decode and parse the network scheduling information, which tends to increase complexity at all STAs associated with the network. What is needed is to provide a simpler (schedule-free) implementations for scheduled access protocols.

### BRIEF DESCRIPTION OF THE DRAWINGS

[0005] FIG. 1 shows a conventional Capability Information field in 802.11-2007 specification.

[0006] FIG. 2 shows an example network architecture in accordance with various aspects of the present disclosure.

[0007] FIG. 3 shows an example network coordinator, PCP or AP in accordance with various aspects of the present disclosure.

[0008] FIG. 4 shows an example Capability Information field in accordance with various aspects of the present disclosure.

[0009] FIG. 5 shows an example BSS type field in accordance with various aspects of the present disclosure.

[0010] FIG. 6 shows an example beacon interval structure in accordance with various aspects of the present disclosure.

### DETAILED DESCRIPTION

[0011] In the description that follows, like components have been given the same reference numerals, regardless of whether they are shown in different embodiments. To illustrate an embodiment(s) of the present disclosure in a clear and concise manner, the drawings may not necessarily be to scale and certain features may be shown in somewhat schematic form. Features that are described and/or illustrated with respect to one embodiment may be used in the same way or in a similar way in one or more other embodiments and/or in combination with or instead of the features of the other embodiments.

### DEFINITIONS

[0012] Active mode: An active mode is a wireless network architecture mode that is active for communication.

[0013] Ad Hoc mode: On wireless computer networks, ad-hoc mode is a method for wireless devices to directly communicate with each other. Operating in ad-hoc mode allows all wireless devices within range of each other to discover and communicate in peer-to-peer fashion.

[0014] Access Point (AP): Any entity that has a station (STA) functionality and provides access to the distribution services, via the wireless medium (WM) for associated STAs.

[0015] Basic Service Set (BSS): A set of stations (STAs) that have successfully synchronized using the JOIN service primitives and one STA that has used the START primitive. Membership in a BSS does not imply that wireless communication with all other members of the BSS is possible.

[0016] Beacon Frame: A Beacon frame is one of the management frames in IEEE 802.11 based WLANs. It contains all the information about the network. Beacon frames are transmitted periodically to announce the presence of a Wireless LAN network. Beacon frames are transmitted by the Access Point (AP) in an infrastructure BSS. In IBSS network beacon generation is distributed among the stations. For example, a Beacon frame can include a MAC header, Frame body and FCS and have fields including a timestamp field, a beacon interval field which is a time-interval between beacon transmissions, and capability information field which can span 16 bits and contain information about capability of the device/network.

[0017] Contention-free period (CFP): The time period during operation of a point coordinator function (PCF) when the right to transmit is assigned to stations (STAs) solely by a point coordinator (PC), allowing frame exchanges to occur between members of the basic service set (BSS) without contention for the wireless medium (WM).

[0018] Data transmission time (DTT): The time stations use to exchange data.

[0019] Extended service set (ESS): A set of one or more interconnected basic service sets (BSSs) that appears as a single BSS to the logical link control (LLC) layer at any station (STA) associated with one of those BSSs.

[0020] Independent basic service set (IBSS): A basis services set (BSS) that forms a self-contained network, and in which no access to a distribution system (DS) is available.

[0021] In 802.11, two network architectures are defined: infrastructure BSS (basic service set), or BSS for short, and IBSS (independent basic service set). A 802.11 network can

operate according to a single one of these architectures at a time, and the architecture in use is signaled through the Capability Information field carried in the Beacon and Probe Response frames the AP transmits in a BSS or a STA transmits in a IBSS.

**[0022]** Infrastructure: The infrastructure includes the distribution system medium (DSM), access point (AP), and portal entities. It is also the logical location of distribution and integration service functions of an extended service set (ESS). An infrastructure contains one or more APs and zero or more portals in addition to the distribution system (DS).

**[0023]** Network coordinator module: A network coordinator module is configured to coordinate operation in one or more wireless network architecture modes and is configured to communicate to a network station an active mode of the one or more wireless network architecture modes that is active for communication.

**[0024]** Scheduler module: A scheduler module is configured to schedule communication to the network station.

**[0025]** Station (STA): Any device that contains an IEEE 802.11-conformant medium access control (MAC) and physical layer (PHY) interface to the wireless medium (WM).

**[0026]** Wireless medium (WM): The medium used to implement the transfer of protocol data units (PDUs) between peer physical layer (PHY) entities of a wireless local area network (LAN).

#### DESCRIPTION

**[0027]** In accordance with various embodiments of this disclosure, an apparatus is disclosed that comprises a network coordinator module configured to coordinate operation in one or more wireless network architecture modes and configured to communicate to a network station an active mode of the one or more wireless network architecture modes that is active for communication; and a scheduler module that is configured to schedule communication to the network station.

**[0028]** In accordance with various embodiments of this disclosure, an apparatus is disclosed that comprises the feature wherein the network coordinator module, the scheduler module, or both are arranged to transmit a beacon frame. Moreover, an apparatus is disclosed that comprises the feature wherein the beacon frame includes an information bit-field that has a first value if the network coordinator module transmits the beacon frame, a second value if network coordinator module transmits the beacon frame and is configured to act as an access point, and a third value if any network station in addition to the network coordinator module can transmit the beacon frame. Further, an apparatus is disclosed that further comprises a directionality module that is configured to directionally operate in a 60 GHz network architecture. Further, an apparatus is disclosed that comprises the feature wherein the one or more wireless network architecture modes includes infrastructure mode and ad hoc mode. Further, an apparatus is disclosed that comprises the feature wherein the network station is a wireless device that is arranged to operate in the infrastructure mode and enable connection with a wireless access point. Further, an apparatus is disclosed that comprises the feature wherein the information bit-field is configured to identify an operational setting of the network architecture. Further, an apparatus is disclosed that comprises the feature wherein the operational setting is in the millimeter wave band.

**[0029]** In accordance with various embodiments of this disclosure, a system is disclosed that comprises a wireless

apparatus including network coordinator module configured to coordinate operation in one or more wireless network architecture modes and a scheduler module that is configured to schedule communication; a network station configured to receive communication from the wireless apparatus to determine which mode of the one or more wireless network architecture modes is active for communication.

**[0030]** In accordance with various embodiments of this disclosure, a system is disclosed that comprises the features wherein the wireless apparatus is arranged to transmit a beacon frame. Moreover, a system is disclosed that comprises the features wherein the beacon frame includes an information bit-field that has a first value if the wireless apparatus transmits the beacon frame, a second value if wireless apparatus transmits the beacon frame is configured to act as an access point, and a third value if any network station in addition to the wireless apparatus can transmit the beacon frame. Further, a system is disclosed that comprises the features wherein the wireless apparatus includes a directionality module that is configured to directionally operate in a 60 GHz network architecture. Further, a system is disclosed that comprises the features wherein the one or more wireless network architecture modes includes infrastructure mode and ad hoc mode.

**[0031]** In accordance with various embodiments of this disclosure, a method is disclosed that comprises appending a basic service set information bit-field to a capability information field in a frame by a network coordinator. For example, the frame is selected from the group consisting of: a beacon frame, an association response frame and a probe response frame. For example, the basic service set information bit-field is arranged to have a first value if the network coordinator transmits the frame and a second value if an access point other than the network coordinator is configured to transmit the frame.

**[0032]** In accordance with various embodiments of this disclosure, a method is disclosed that comprises transmitting a management/extension frame including a CBP only field by a wireless station, wherein the CBP only field is arranged to indicate whether the wireless station has included a schedule information element as part of the frame.

**[0033]** In accordance with various embodiments of this disclosure, a method is disclosed that comprises the features wherein the wireless station is selected from the group consisting of: an access point or a network coordinator. Moreover, a method is disclosed that comprises the features wherein the frame is selected from the group consisting of: a beacon frame and an announce frame. Further, a method is disclosed that comprises the features wherein the CBP only field is set to a first value if the frame includes a schedule information element or set to a second value if the frame does not contain the schedule information element. Further, a method is disclosed that comprises the features wherein if the CBP only field is set to the first value, the wireless station is arranged to determine channel allocations made by a network coordinator for a given beacon interval by using the schedule information element included in the frame. Further, a method is disclosed that comprises the features wherein if the CBP only field is set to the second value, the wireless station is arranged to determine that an entire beacon interval is allocated as a contention-based period.

**[0034]** These and other features and characteristics, as well as the methods of operation and functions of the related elements of structure and the combination of parts and economies of manufacture, will become more apparent upon con-

sideration of the following description and the appended claims with reference to the accompanying drawings, all of which form a part of this specification, wherein like reference numerals designate corresponding parts in the various Figures. It is to be expressly understood, however, that the drawings are for the purpose of illustration and description only and are not intended as a definition of the limits of claims. As used in the specification and in the claims, the singular form of “a”, “an”, and “the” include plural referents unless the context clearly dictates otherwise.

**[0035]** FIG. 1 shows a conventional Capability Information field in 802.11-2007 specification. The conventional Capability Information field includes a number of subfields, such as subfields B0-B15 that are used to indicate requested or advertised optional capabilities. The length of the conventional Capability Information field is shown as 2 octets. Each Capability Information subfield can be interpreted according to a management/extension frame subtype. Of particular note, subfield B0 identifies ESS and subfield B1 identifies IBSS.

**[0036]** FIG. 2 shows an example network architecture in accordance with various aspects of the present disclosure. A Personal Basic Service Set (PBSS) can be used to support mmWave usages. The PBSS can include a STA configured to operate as a network coordinator or a PCP (PBSS central point) 205 which can facilitate directionality in mmWave or higher frequencies networks 215, such as networks operating at or near 60 GHz. In some aspects, PCP 205 can be replaced with an AP. The PCP can schedule communication amongst network STAs 210a, 210b and 210c. Network STAs 210a, 210b and 210c can be configured as APs or as battery-operated non-APs STAs such as devices operating on the network that are enabled to be synchronized by the network and used elsewhere, for example mobile communication devices including wireless displays or phones. FIG. 2 is merely an example architecture having three network STAs; however, more or less than three may operate on the network.

**[0037]** FIG. 3 shows an example network coordinator or PCP or AP in accordance with various aspects of the present disclosure. The example network coordinator or PCP or AP is shown having a network coordinator module 305, a scheduler module 310 and a directionality module 315. The network coordinator module can be configured to coordinate operation in one or more wireless network architecture modes. For example, the wireless network modes can include infrastructure BSS, IBSS or PBSS. The network coordinator module can also be configured to communicate to a network station or STAs which mode of the one or more wireless network architecture modes is active for communication. The network stations can be a wireless device that is arranged to operate in the infrastructure mode and enable connection with a wireless access point.

**[0038]** The network coordinator module can also include a scheduler module that is configured to schedule communication to the network station. The network coordinator module can also include a directionality module that is configured to directionally operate in a high-frequency or millimeter wave band, such as a 60 GHz network architecture.

**[0039]** In some aspects, the network coordinator module, the scheduler module, or both are arranged to transmit a beacon frame. The beacon frame can include an information bit-field that has a first value if the network coordinator module transmits the beacon frame, a second value if network coordinator module transmits the beacon frame and is con-

figured to act as an access point, and a third value if any network station in addition to the network coordinator module can transmit the beacon frame. In some aspects, the information bit-field is configured to identify an operational setting of the network architecture.

**[0040]** In some aspects, the network coordinator or PCP or AP can append a basic service set information bit-field to a capability information field in a frame. The frame can be a beacon frame, an association response frame and/or a probe response frame. The basic service set information bit-field can be arranged to have a first value if the network coordinator transmits the frame and a second value if an access point other than the network coordinator is configured to transmit the frame.

**[0041]** In some aspects, a wireless network station, such as an access point or a network coordinator, can be configured to transmit a management/extension frame including a CBP only field. The CBP only field can be arranged to indicate whether the wireless station has included a schedule information element as part of the frame, wherein the frame can be a beacon frame and/or an announce frame. In some aspects, the CBP only field can be set to a first value if the frame includes a schedule information element or set to a second value if the frame does not contain the schedule information element. In some aspects, if the CBP only field is set to the first value, the wireless station is arranged to determine channel allocations made by a network coordinator for a given beacon interval by using the schedule information element included in the frame. In some aspects, if the CBP only field is set to the second value, the wireless station is arranged to determine that an entire beacon interval is allocated as a contention-based period.

**[0042]** In some aspects, the PCP can send beacons while operating in the PBSS. Frame formats can be extended to allow a STA (AP/PCP) to indicate that a PBSS network architecture is in use or, conversely, that it is not in use to support the PBSS architecture in the 802.11. An information bit-field or PBSS can be defined in the Beacon frame or in part of the mmWave Capability Information field which could be set to one by a PCP transmitting a Beacon frame, and could be set to zero by an AP transmitting a Beacon frame or Probe Response frame. This way, STAs can identify which network architecture is in operation in the mmWave band.

**[0043]** FIG. 4 shows an example Capability Information field in accordance with various aspects of the present disclosure. The example Capability Information field can contain a number of subfields, such as subfields 405-415 that are used to indicate requested or advertised optional capabilities. The length of the Capability Information field can be 2 octets; however, other suitable lengths may be used. Each Capability Information subfield can be interpreted according to a management/extension frame subtype. For example, subfield 405 can be BSS type field with bits B0-B1, subfield 410 can be CBP only field with fields B2 and subfield 415 with bits B3-B7 can be reserved for other or future uses.

**[0044]** The CBP only subfield 410 can indicate the type of link access provided by the PCP/AP in the data transmission time (DTT) of the beacon interval (BI). An AP/PCP can set the CBP only bit to 1 when the entirety of the DTT portion of the B1 is allocated as a CBP for random access. An AP/PCP can set the CBP only bit to 0 when the allocation of the DTT portion of the B1 is provided by the AP/PCP through the Extended Schedule element.

[0045] In some aspects, APs can set the ESS subfield to 1 and the IBSS subfield to 0 within transmitted Beacon or Probe Response management frames. STAs within an IBSS set the ESS subfield to 0 and the IBSS subfield to 1 in transmitted Beacon or Probe Response management frames.

[0046] FIG. 5 shows an example BSS type field 405 from FIG. 4, which indicates the type of BSS established by the STA transmitting the mmWave Beacon in accordance with various aspects of the present disclosure. Field 505 identifies B0, field 510 identifies B1, and field 515 identifies BSS type. For example, if both B0 and B1 are 1, then the BSS type identifies infrastructure BSS. HBO is 1 and B1 is 0, then the BSS type is PBSS. HBO is 0 and B1 is 1, then the BSS type is IBSS. If both B0 and B1 are 0, then the BSS type is reserved.

[0047] In accordance with some aspects, the network architecture and basic medium access mechanism in 60 GHz is based on time divisional multiple access or TDMA as a channel access method. In TDMA, the channel schedule is sent by the PCP/AP to all STAs in the network. However, transmission in a BSS setting may use random access which does not require scheduling (i.e., schedule-free). Furthermore, non-AP/non-PCP STAs that are battery operated may need to parse a potentially long and complex channel schedule, which may not be necessary in a BSS setting or even select PBSS usages.

[0048] FIG. 6 shows an example beacon interval in accordance with various aspects of the present disclosure. In some aspects, a method that allows the PCP/AP to easily notify STAs that the channel schedule for the network is provided or not is provided to support BSS and simple PBSS usages and to promote power saving. The example beacon interval is shown having beacon field 605 and beacon field 615 surrounding CBP only field 610. A beacon interval 620 is shown as representing the length of beacon field 605 and CBP only field 620. The CBP only field, also shown at subfield 410 in FIG. 4, can indicate whether the PCP/AP has included the Extended Schedule IE as part of the Beacon or Announce frame it transmits.

[0049] If the CBP only field is set to zero, the STA needs to parse the received frame looking for the Extended Schedule IE in order to figure out which allocations the PCP/AP has made in the beacon interval. On the other hand if the CBP only field is set to one, the STA knows the current frame does not contain the Extended Schedule IE. In this case, the STA assumes that the entire beacon interval is allocated as a contention-based period as indicated in FIG. 6.

[0050] The CBP only bit provides a considerable implementation simplification and power saving opportunities. It allows the AP/PCP to very easily allocate a CBP without having to use the Extended Schedule IE. It does not require non-AP/non-PCP STAs to have to decode the Extended Schedule IE, hence saving power. It can provide an easy and simple way to serve traditional BSS usages and simple PBSS usages.

[0051] Although the above disclosure discusses what is currently considered to be a variety of useful embodiments, it is to be understood that such detail is solely for that purpose, and that the appended claims are not limited to the disclosed embodiments, but, on the contrary, are intended to cover modifications and equivalent arrangements that are within the spirit and scope of the appended claims.

What is being claimed:

1. An apparatus comprising:

a network coordinator module configured to coordinate operation in one or more wireless network architecture modes and configured to communicate to a network station an active mode of the one or more wireless network architecture modes that is active for communication; and

a scheduler module that is configured to schedule communication to the network station.

2. The apparatus according to claim 1, wherein the network coordinator module, the scheduler module, or both are arranged to transmit a beacon frame.

3. The apparatus according to claim 2, wherein the beacon frame includes an information bit-field that has a first value if the network coordinator module transmits the beacon frame, a second value if network coordinator module transmits the beacon frame and is configured to act as an access point, and a third value if any network station in addition to the network coordinator module can transmit the beacon frame.

4. The apparatus according to claim 1, further comprising: a directionality module that is configured to directionally operate in a 60 GHz network architecture.

5. The apparatus according to claim 1, wherein the one or more wireless network architecture modes includes infrastructure mode and ad hoc mode.

6. The apparatus according to claim 5, wherein the network station is a wireless device that is arranged to operate in the infrastructure mode and enable connection with a wireless access point.

7. The apparatus according to claim 3, wherein the information bit-field is configured to identify an operational setting of the network architecture.

8. The apparatus according to claim 7, wherein the operational setting is in the millimeter wave band.

9. A system comprising:

a wireless apparatus including network coordinator module configured to coordinate operation in one or more wireless network architecture modes and a scheduler module that is configured to schedule communication;

a network station configured to receive communication from the wireless apparatus to determine which mode of the one or more wireless network architecture modes is active for communication.

10. The system according to claim 9, wherein the wireless apparatus is arranged to transmit a beacon frame.

11. The system according to claim 10, wherein the beacon frame includes an information bit-field that has a first value if the wireless apparatus transmits the beacon frame, a second value if wireless apparatus transmits the beacon frame is configured to act as an access point, and a third value if any network station in addition to the wireless apparatus can transmit the beacon frame.

12. The system according to claim 9, wherein the wireless apparatus includes a directionality module that is configured to directionally operate in a 60 GHz network architecture.

13. The apparatus according to claim 9, wherein the one or more wireless network architecture modes includes infrastructure mode and ad hoc mode.



**14.** A method comprising:

transmitting a management frame including a CBP only field by a wireless station, wherein the CBP only field is arranged to indicate whether the wireless station has included a schedule information element as part of the frame.

**15.** The method according to claim **14**, wherein the wireless station is selected from the group consisting of: an access point or a network coordinator.

**16.** The method according to claim **14**, wherein the frame is selected from the group consisting of: a beacon frame and an announce frame.

**17.** The method according to claim **14**, wherein the CBP only field is set to a first value if the frame includes a schedule

information element or set to a second value if the frame does not contain the schedule information element.

**18.** The method according claim **17**, wherein if the CBP only field is set to the first value, the wireless station is arranged to determine channel allocations made by a network coordinator for a given beacon interval by using the schedule information element included in the frame.

**19.** The method according to claim **17**, wherein if the CBP only field is set to the second value, the wireless station is arranged to determine that an entire beacon interval is allocated as a contention-based period.

\* \* \* \* \*