US00D340802S

United States Patent [19]

Sekine

[11] Patent Number: Des. 340,802

[45] Date of Patent: ** Nov. 2, 1993

[54] CASE FOR VIDEO-CAMERA

[75] Inventor: Naofumi Sekine, Tokyo, Japan

[73] Assignee: Canon Kabushiki Kaisha, Tokyo, Japan

[**] Term: 14 Years

[21] Appl. No.: 813,418

[22] Filed: Dec. 26, 1991

[30] Foreign Application Priority Data

Jul. 18, 1991 [JP] Japan 3-21728

[52] U.S. Cl. D3/33; D16/208

[58] Field of Search D16/200, 202-205, D16/208; 352/84, 243, 242; 354/82, 288; 358/229, 906, 909; D3/33

[56] References Cited

U.S. PATENT DOCUMENTS

D. 141,955	8/1945	Vry	D16/231
D. 161,824	2/1951	Davis	D16/205
D. 186,830	12/1959	Briskin et al.	D16/205
D. 281,200	11/1985	Thrush	D3/33
D. 304,201	10/1989	Niitsu et al.	D16/202
D. 304,595	11/1989	Nishiyama et al.	D16/202
D. 321,089	10/1991	Miyahara	D3/33
D. 334,397	3/1993	Kohno et al.	D3/33 X
D. 334,761	4/1993	Ina et al.	D16/202
D. 335,500	5/1993	Mori et al.	D16/202

OTHER PUBLICATIONS

Video Review; Mar. 1986; p. 37.

Primary Examiner—Bernard Ansher
Assistant Examiner—Mitchell Siegel
Attorney, Agent, or Firm—Fitzpatrick, Cella, Harper & Scinto

[57] CLAIM

The ornamental design for a case for video-camera, as shown and described.

DESCRIPTION

FIG. 1 is a front elevational view of a case for video-camera showing my new design;
FIG. 2 is a rear elevational view thereof;
FIG. 3 is a top plan view thereof;
FIG. 4 is a bottom plan view thereof;
FIG. 5 is a left side elevational view thereof;
FIG. 6 is a right side elevational view thereof; and,
FIG. 7 is a perspective view thereof.



FIG. 1

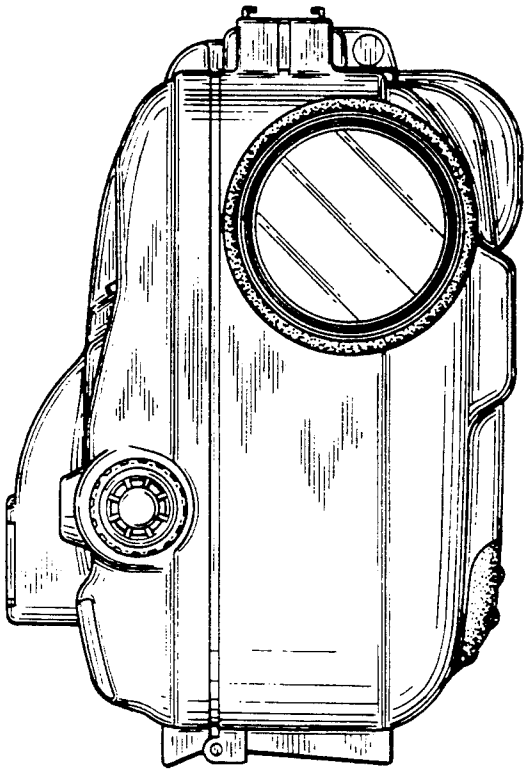

FIG. 2

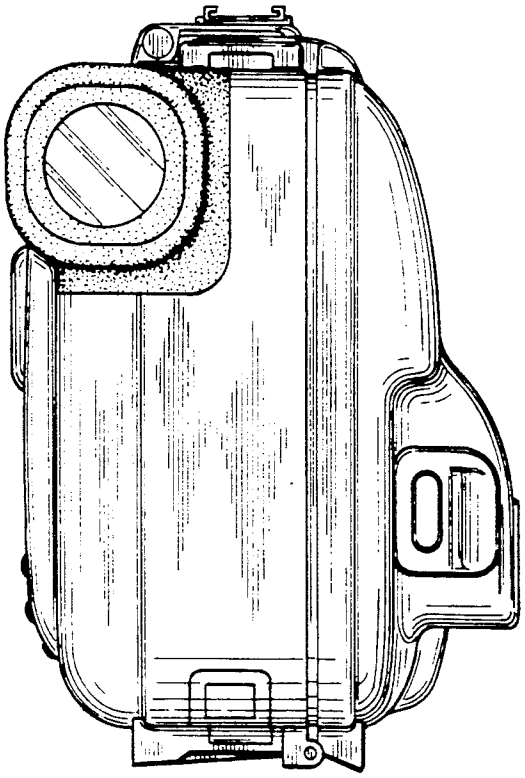

FIG. 3

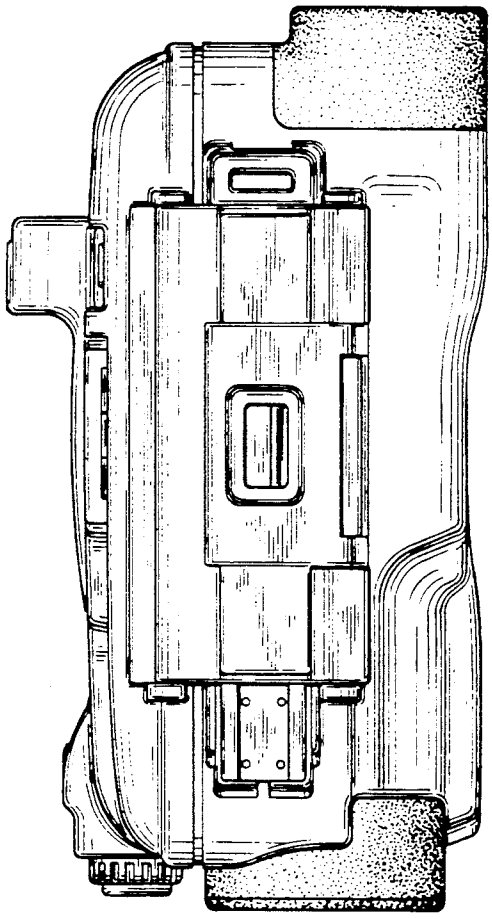

FIG. 4

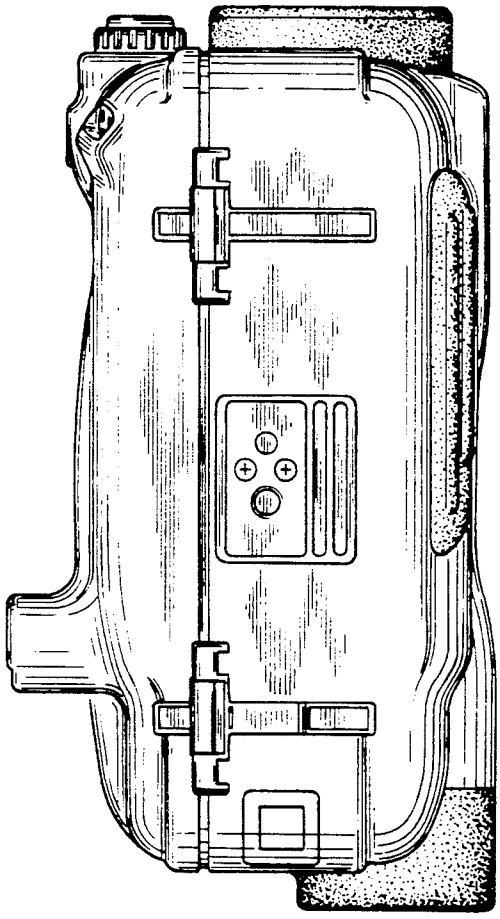

FIG. 5

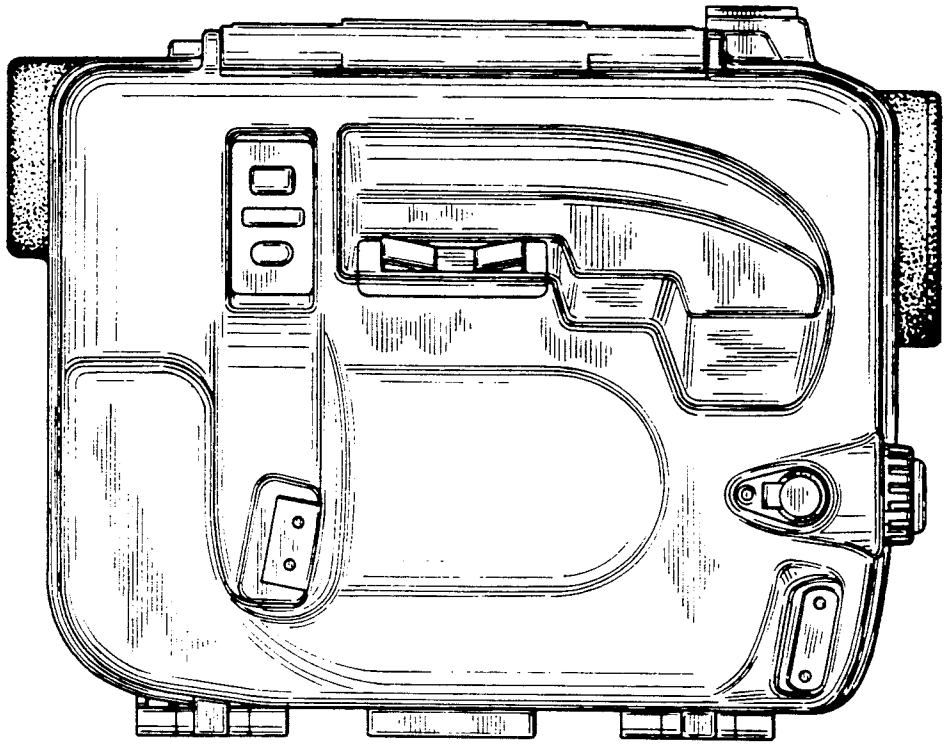

FIG. 6

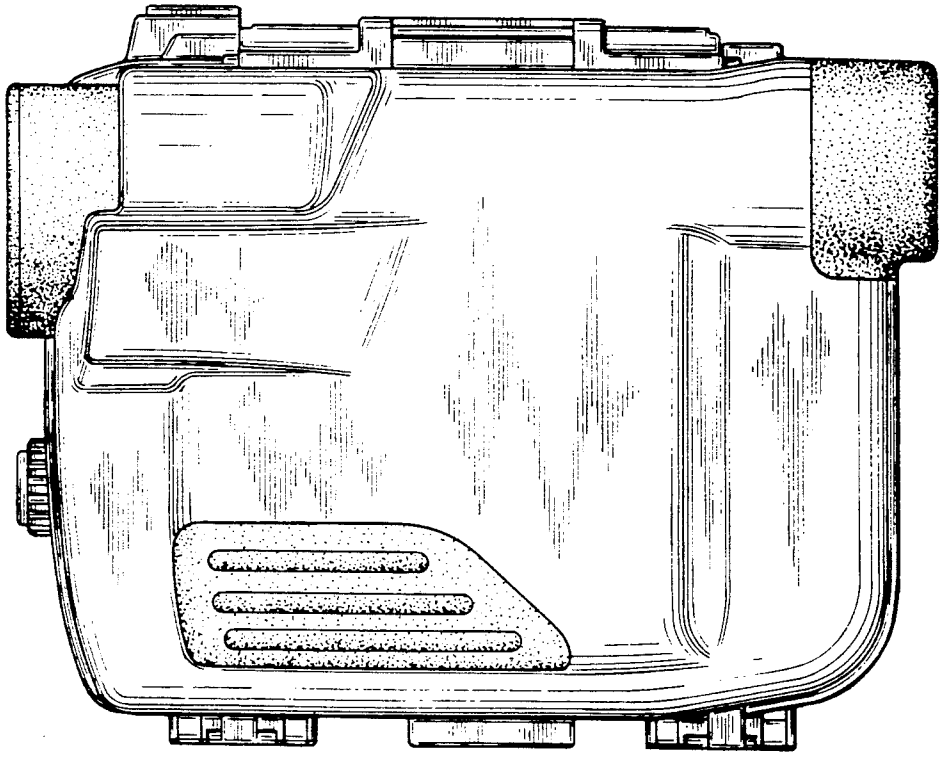

FIG. 7

