



US00D511803S

(12) **United States Design Patent**
Korkowski

(10) **Patent No.:** **US D511,803 S**

(45) **Date of Patent:** **** Nov. 22, 2005**

(54) **GOLF COURSE BOUNDARY STAKES**

(76) **Inventor:** **James F. Korkowski**, P.O. Box 6,
Brandon, MN (US) 56315

(**) **Term:** **14 Years**

(21) **Appl. No.:** **29/209,132**

(22) **Filed:** **Jul. 8, 2004**

(51) **LOC (8) Cl.** **21-02**

(52) **U.S. Cl.** **D21/789**

(58) **Field of Search** D21/789, 465;
248/219.2, 513; 116/200, 513, 209, 173

(56) **References Cited**

U.S. PATENT DOCUMENTS

- 3,903,835 A * 9/1975 Carroll 248/219.2
- D319,092 S * 8/1991 Dennesen D21/791
- 5,215,033 A * 6/1993 Gipp et al. 116/209

* cited by examiner

Primary Examiner—Mitchell Siegel

(74) *Attorney, Agent, or Firm*—Alan D. Kamrath; Nikolai & Mersereau, P.A.

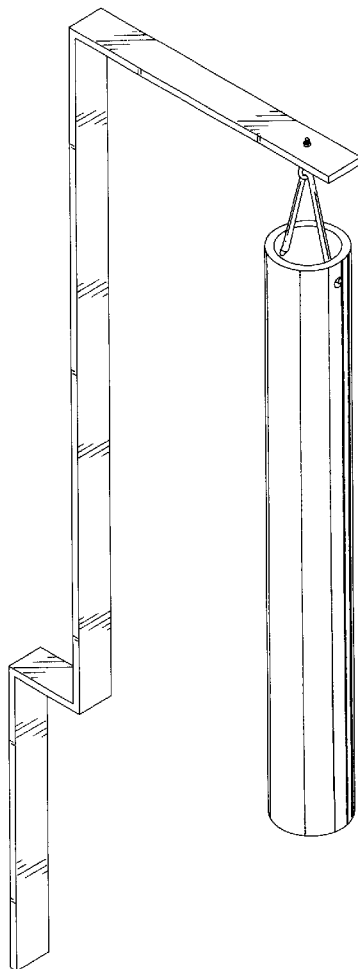
(57) **CLAIM**

The ornamental design for “golf course boundary stakes,” as shown and described.

DESCRIPTION

FIG. 1 is a perspective view of the invention;
 FIG. 2 is a side elevational view of the invention, the opposite side being a mirror image thereof;
 FIG. 3 is a back view of the invention;
 FIG. 4 is a front view of the invention; and,
 FIG. 5 is a top plan view of the invention, with no ornamentation being claimed for the bottom view.

1 Claim, 2 Drawing Sheets



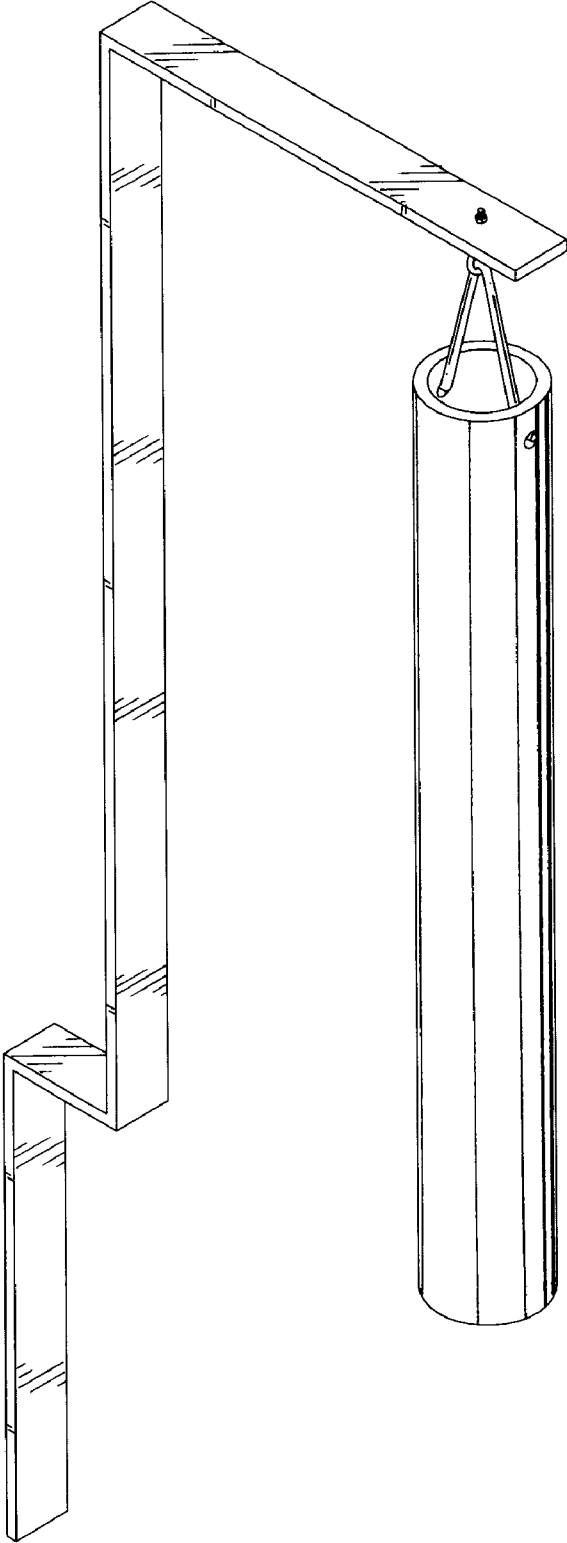


Fig. 1




Fig. 5

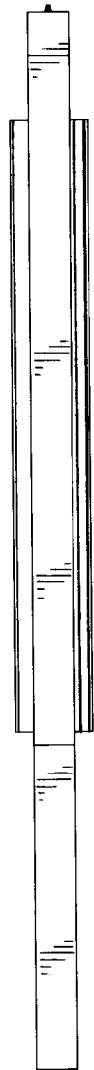


Fig. 3

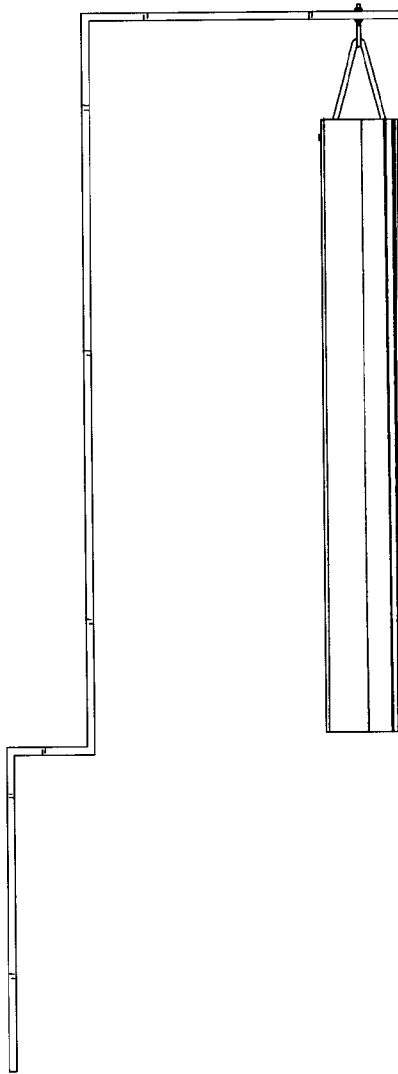


Fig. 2



Fig. 4