No. 632,982. Patented Sept. 12, 1899.

R. J. ALPE.

PUZZLE.

(Application filed Nov. 25, 1898.)

(No Model.)

Fig. 1

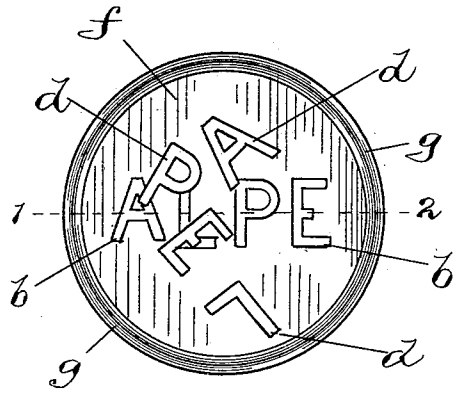

Fig. 2



Fig. 5

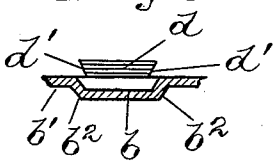

Fig. 6

Fig. 4

Fig. 3

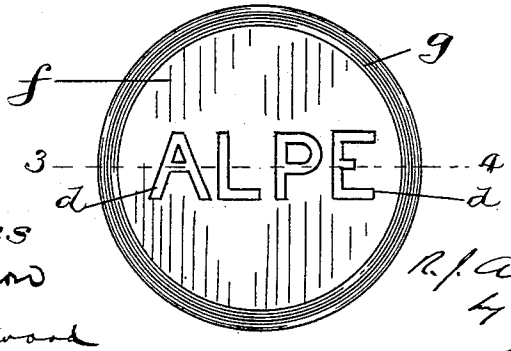

Witnesses
J. E. Cameron
M. A. Westwood

Inventor
R. J. Alpe
by C. H. Nichols
his attorney.

THE NORRIS PETERS CO., PHOTO-LITHO., WASHINGTON, D. C.

UNITED STATES PATENT OFFICE.

ROBERT J. ALPE, OF COUNTY WARWICK, ENGLAND.

PUZZLE.

SPECIFICATION forming part of Letters Patent No. 632,982, dated September 12, 1899.

Application filed November 25, 1898. Serial No. 697,380. (No model.)

To all whom it may concern:

Be it known that I, ROBERT JOHN ALPE, manufacturer, a subject of the Queen of Great Britain, residing at 117 Westminster road, in the county of Warwick, England, have invented new and useful Improvements in Puzzles, of which the following is a specification.

My invention has for its object improvements in puzzles, and applies particularly to those for advertising purposes, and by which the advertisement is thoroughly impressed upon the memory during the accomplishment of the puzzle.

My puzzle may be made easy or difficult to accomplish, as may be desired, and may be manufactured sufficiently cheap for them to be given away, or they may be shaped and ornamented to form watch-chain guards, brooches, or other articles usually made of precious metals.

In order that my invention may be clearly understood and more easily carried into practice, I have appended hereunto a sheet of drawings, upon which I have fully illustrated the nature of my said improvements.

Figure 1 is an elevation of one of my puzzles while in course of being accomplished. Fig. 2 is a section through same on line 1 2. Fig. 3 is a similar elevation to Fig. 1, but shown when accomplished. Fig. 4 is a section through same on the line 3 4. Fig. 5 is an enlarged section through the recess, showing a modification. Fig. 6 is also a section through the recess, showing a modification in the mode of forming it.

In carrying my invention into effect I stamp recesses b in the plate b' of the shape of the letters which may be required to form the desired word or words, in conjunction with which the letters d, which are cut out and shaped to fit the recesses b, are provided and incased between the recessed plate b' and the glass f, freedom being left between for the said letters d to move when the case g is shaken, the object being to get each letter into its relative recess. This may be rendered more difficult of accomplishment by slightly inclining the edges of the letter d at d', Fig. 5, and also of the recesses b at b^2, by which means the letters already in position more quickly fly out of their proper places while endeavors are being made to shake the remainder into position. Further difficulty may be created by slightly roughening the face of the plate b', so as to render a more decided shake of the case necessary for moving the letters which are not in position.

In place of stamping the letter-shaped recesses I may form my plate b' of any material and cut the recesses out from the plate, or I may perforate the plate b' and provide a back b^3, which would be secured to it as shown at Fig. 6. The form and shape of the letters or figures may be varied to a great extent, and they may be arranged so as to form one, two, or more lines of words, as may be required.

What I claim is—

1. A puzzle for advertising and other purposes consisting of a case having a translucent cover and a recessed bottom, letters movable between the cover and bottom, the recesses in the bottom corresponding to the shape of the letters, and arranged to contain them when moved into position, and beveled edges for the letters and recesses, substantially as specified.

2. A puzzle for advertising and other purposes consisting of a case having a translucent cover and a recessed bottom, letters movable between the cover and bottom, the recesses in the bottom corresponding to the shape of the letters, and arranged to contain them when moved into position, beveled edges for the letters and recesses, and a roughened surface for the recessed bottom, substantially as specified.

In testimony whereof I have signed my name to this specification in the presence of two subscribing witnesses.

ROBT. J. ALPE.

Witnesses:
LEWIS WM. JOOLUS,
WALTER H. E. BARTLAM.