

R. GORTON.
PIN TICKET.

(Application filed Nov. 30, 1897.)

(No Model.)



Fig: 1.

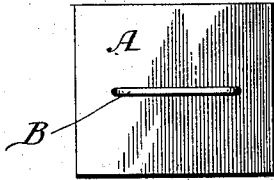


Fig: 1^b

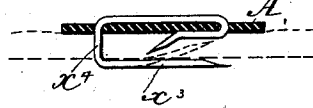


Fig: 2.

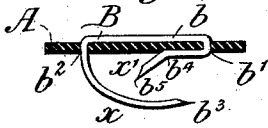


Fig: 3.

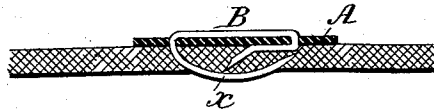


Fig: 4.

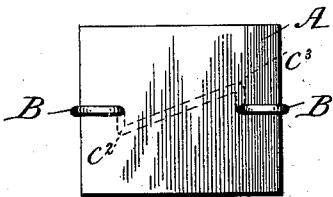


Fig: 5.

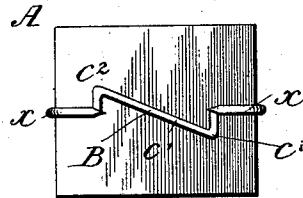


Fig: 6.

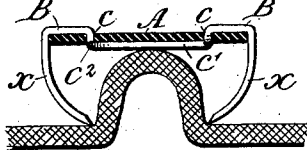


Fig: 7.

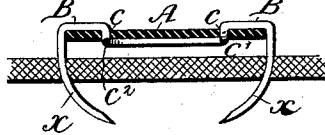


Fig: 8.



Fig: 9.

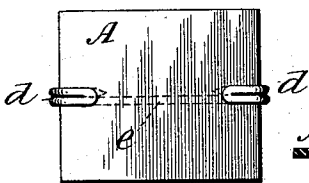


Fig: 10.

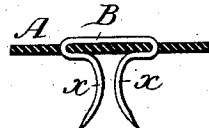
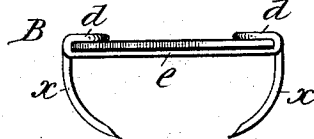


Fig: 11

Witnesses
J. A. Rennie
Geo. E. Davis.

Inventor
Robert Gorton,
By his Attorneys,
Melvin, Davidson & Wright.

UNITED STATES PATENT OFFICE.

ROBERT GORTON, OF NEWTON, MASSACHUSETTS.

PIN-TICKET.

SPECIFICATION forming part of Letters Patent No. 654,623, dated July 31, 1900.

Application filed November 30, 1897. Serial No. 660,251. (No model.)

To all whom it may concern:

Be it known that I, ROBERT GORTON, a citizen of the United States, residing at Newton, in the county of Middlesex and State of Massachusetts, have invented certain new and useful Improvements in Pin-Tickets, of which the following is a specification.

The object of my invention is to provide a pin-ticket which is simpler, more secure, and more easily and safely handled than others heretofore used.

The expired patent to Roulstone, No. 220,772, of October 21, 1879, shows a pin-ticket of the class to which my invention relates. The Roulstone ticket is, like mine, adapted to be applied to cloth, hosiery, clothing, &c., and the fastening devices are made of wire clamped to the card and having pointed fingers or pins adapted to enter the cloth; but the fingers are straight, being arranged at right angles to the surface of the card, and when inserted into the cloth and the fingers bent over the points are left exposed and are apt to scratch or cut the hands of the user unless the ticket is very carefully handled. Herzberg's patent, No. 309,390, of December 16, 1884, shows a pin-ticket in which the attaching-fingers are arranged in lines permanently parallel with the under surface of the card—that is to say, Herzberg does not contemplate bending the fingers. This form of fastening is somewhat more secure than Roulstone's; but the Herzberg tag cannot be very conveniently applied, and the points of the fingers are apt to be exposed, endangering the hands of the user.

My improvement consists in employing a bent or curved bendable attaching-finger in contradistinction to one which is straight or which is parallel with the card or arranged at right angles thereto. By my improvement the points of the pins may be more readily inserted in the cloth or fabric and when inserted may be concealed or protected and the ticket may be more readily and safely handled and more closely packed for shipment.

In the accompanying drawings I have shown several ways of applying my invention.

Figure 1 is a plan view of a pin-ticket with one of my improved fastening devices applied. Fig. 1^a shows a longitudinal central section through one form of the device. Fig. 1^b shows a longitudinal central section through another form of the device. Fig. 2

shows a longitudinal central section through still another form. Fig. 3 is a view of the device shown in Figs. 1 and 2 applied to a piece of cloth. Figs. 4 and 5 show a modified way of attaching the fastening devices to the card. Figs. 6, 7, and 8 show the manner of applying the pin-ticket illustrated in Figs. 4 and 5. Figs. 9 and 10 show another modified way of applying the fastening devices to the card. Fig. 11 shows a longitudinal central section of a modified form of my invention.

There is nothing peculiar in the card, tag, or ticket A. It may be of any usual construction and may be printed or inscribed in any suitable way. In each instance I employ a device B for attaching the card to the cloth, and this is preferably made of wire. In the form of fastening shown in Figs. 1, 2, and 3 the wire is extended at *b* across a portion of the outer face of the card, and it extends through the card at two points *b'* *b*². From *b*² the wire is bent or curved downwardly and inwardly toward the opposite point *b'*, and the extreme end of the bent or curved arm or finger is pointed at *b*³. The opposite end of the wire *b* after extending through the card at *b'* is extended backwardly beneath and close to the card directly under the wire *b* on the opposite side of the card. At *b*⁴ the wire is bent downwardly in a diagonal direction toward the curved finger *x* and is pointed at *b*⁵.

The device may be very easily applied to the desired object. In doing so the pin or finger *x* is first inserted in the fabric by a downward and forward movement and is then pressed against the fabric, concealing its point, and at the same time the point *x'* is caused to enter the fabric, thus securely locking the ticket in place, as shown in Fig. 3.

Fig. 1^a shows substantially the same form of device as that shown in Fig. 2; but instead of curving the finger *x* throughout its entire length it is curved at *x*², while the portion *x*³ is straight; but the finger is neither parallel with the under side of the card or ticket nor is it arranged at right angles thereto. On the contrary, it is inclined to the under face of the ticket, so that when it is applied to an object it will readily enter the same, and its forward end will be concealed and covered, so as not to protrude and endanger the hands of the user.

In Fig. 1^b the device is shown as quite similar to the device shown in Fig. 1^a, the only difference being that the part x^2 , which projects through the cloth or fabric, is straight instead of being curved, as shown in Fig. 1^a. The main portion of the finger is parallel with the surface of the card or ticket and not at right angles thereto or permanently parallel therewith, as it is bendable, as indicated by dotted lines.

In Figs. 4 to 8, inclusive, I have shown the fastening device B provided with two similar curved fingers $x x$, one of them being substituted for the short finger x' of Fig. 2. In this instance the fingers pass around the opposite edges of the card and connect with a horizontal portion of the wire which extends through perforations $c c$ and then along the under side of the card at c' . Preferably the part c' of the wire is bent at $c^2 c^3$ to form a Z-shaped base that will insure a firmer bearing. In applying this device to cloth the fabric should be full, as shown in Fig. 6, and the points of the fingers made to enter it by a downward pressure and straightening of the fabric, as shown in Fig. 7, and then the curved fingers may be bent and the points pressed against or into the fabric, as shown in Fig. 8.

Another modification is shown in Figs. 9 and 10. The curved fingers x are the same as those shown in Figs. 4 to 8; but in this instance the fingers pass across the edge of the card and connect with loops d of the wire, which are also connected with a straight portion e , arranged beneath the card. The card is firmly clamped between the loops d and the connecting-wire e .

In Fig. 11 the fingers are curved; but instead of being curved inwardly toward each other they are curved outwardly. The effect is nearly the same. When the fingers are moved away from each other and are pressed into the cloth or other object, their points will be concealed in substantially the same manner as that indicated in Figs. 3 and 8.

Other ways of applying the fastening device to the card might be suggested, the important feature of my invention being the use of one or more arms or fingers for entering the cloth or similar object and attaching the tag thereto, so constituted as to cause the point or points of the fingers to readily press against the fabric or become concealed therein when pressure is applied.

In Fig. 1^b the finger x^3 is not inclined relatively to the card, while in all the other figures the finger is inclined, and I prefer to make it inclined; but so far as I am aware my invention is broad enough to include a finger which is arranged otherwise than at right angles to the card and which is adapted to be bent in the manner hereinbefore stated.

I claim as my invention—

1. A pin-ticket, comprising a card and a bent flexible pointed finger attached to the card, normally inclined relatively to the un-

der surface thereof, and adapted while so bent to be forced by hand into cloth and bent by hand therein to firmly attach the card to the goods.

2. A pin-ticket, comprising a card and a bent flexible pointed finger made of small wire attached to the card, normally inclined relatively to the under surface thereof and adapted while so bent to be forced by hand into the cloth and bent by hand therein to firmly attach the ticket to the goods.

3. A pin-ticket, comprising a card and a curved flexible pointed finger of small wire attached to the card, normally inclined relatively to the under surface thereof, and adapted while so bent to be forced by hand into cloth and bent by hand therein to firmly attach the ticket to the goods, said curved finger being provided with devices for preventing it from slipping relatively to the card.

4. A pin-ticket comprising a card, a pointed curved or bent finger of small flexible wire attached to the card and normally inclined relatively to the under surface thereof, and another pointed finger attached to the opposite end of the card and normally inclined relatively to the under surface thereof, both of said fingers being while so bent adapted to be forced by hand into cloth and bent by hand therein to firmly attach the card to the goods.

5. A pin-ticket comprising a card, a bent flexible pointed finger attached to the card and adapted to be inserted into the cloth, and another relatively-short inclined finger attached to the opposite end of the card pointing toward the first-mentioned finger and adapted to enter the cloth in an opposite direction to that in which the first-mentioned finger entered.

6. A pin-ticket, comprising a card, a bent pointed finger of small flexible wire attached to the card and adapted to be inserted into cloth, said finger being provided with devices for preventing it from slipping relatively to the card, and another relatively short and stiff pointed finger or spur attached to the opposite end of the card, pointing toward the first-mentioned finger, and lying in a plane within the extremities of said first-mentioned finger.

7. A pin-ticket comprising a card, a bent flexible pointed finger attached to the card normally inclined relatively to the under surface thereof and adapted while so bent to be forced by hand into the cloth and bent by hand therein, and another relatively-short pointed finger, pointing toward the first-mentioned finger and adapted to enter the cloth in an opposite direction to that in which the first-mentioned finger entered.

In testimony whereof I have hereunto subscribed my name.

ROBERT GORTON.

Witnesses:

ALPHONSO W. BELCHER,
EDWIN P. FOSS.