



US00D724335S

(12) **United States Design Patent**  
**Ashley**

(10) **Patent No.:** **US D724,335 S**

(45) **Date of Patent:** **\*\* Mar. 17, 2015**

(54) **CAR SEAT FOAM**

(71) Applicant: **TMI Products, Inc.**, Corona, CA (US)

(72) Inventor: **Larry Wayne Ashley**, Ontario, CA (US)

(\*\*) Term: **14 Years**

(21) Appl. No.: **29/469,104**

(22) Filed: **Oct. 7, 2013**

(51) **LOC (10) Cl.** ..... **06-01**

(52) **U.S. Cl.**

USPC ..... **D6/356**

(58) **Field of Classification Search**

CPC .... B60N 2/0715; B60N 2/449; B60N 2/4882;  
A47C 7/022; A47C 7/40

USPC ..... D6/334-336, 356, 367, 374, 716, 716.1,  
D6/716.2, 716.3, 716.4; 297/344.1,  
297/452.21, 452.24, 452.26, 452.29,  
297/452.34, 452.35

See application file for complete search history.

(56) **References Cited**

**U.S. PATENT DOCUMENTS**

D371,465 S *	7/1996	Stulik	.....	D6/356
D504,784 S *	5/2005	Hahn et al.	.....	D6/356
D677,916 S *	3/2013	Beckenbach	.....	D6/356
D683,976 S *	6/2013	Ashley et al.	.....	D6/356
D683,977 S *	6/2013	Ashley et al.	.....	D6/356
D684,384 S *	6/2013	Ashley et al.	.....	D6/356

D684,385 S *	6/2013	Ashley et al.	.....	D6/356
D684,386 S *	6/2013	Ashley et al.	.....	D6/356
D684,387 S *	6/2013	Ashley et al.	.....	D6/356
D684,388 S *	6/2013	Ashley et al.	.....	D6/356
D684,389 S *	6/2013	Ashley et al.	.....	D6/356
D684,390 S *	6/2013	Ashley et al.	.....	D6/356
D684,391 S *	6/2013	Ashley et al.	.....	D6/356

\* cited by examiner

*Primary Examiner* — Mimosa De

(57) **CLAIM**

I claim the ornamental design for a car seat foam, as shown and described.

**DESCRIPTION**

FIG. 1 depicts a perspective three quarter elevational view of a car seat foam backrest, according to the invention.

FIG. 2 depicts a front elevational view of a car seat foam backrest thereof;

FIG. 3 depicts a left side elevational view of a car seat foam (backrest and bottom) thereof;

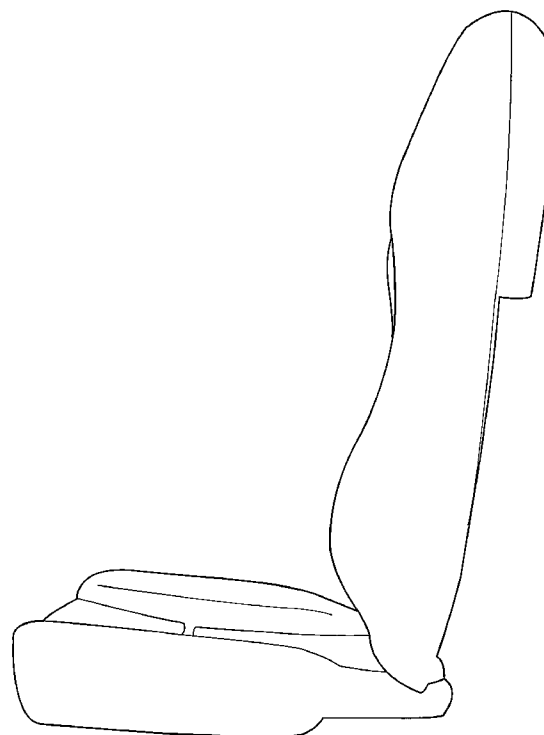
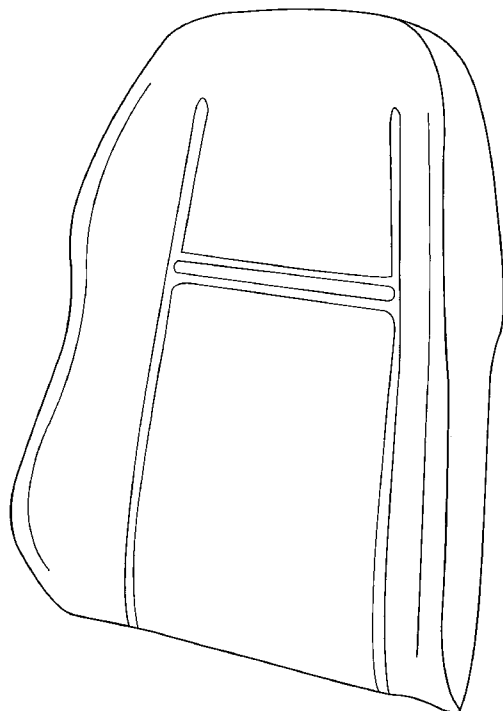
FIG. 4 depicts a right side elevational view of a car seat foam (backrest and bottom) thereof;

FIG. 5 depicts a perspective front view of a car seat foam bottom thereof; and,

FIG. 6 depicts a perspective three quarter elevational view of a car seat foam bottom thereof.

FIGS. 1, 2, 5 and 6 show the car seat foam bottom or the car seat foam backrest separately for ease of illustration.

**1 Claim, 6 Drawing Sheets**



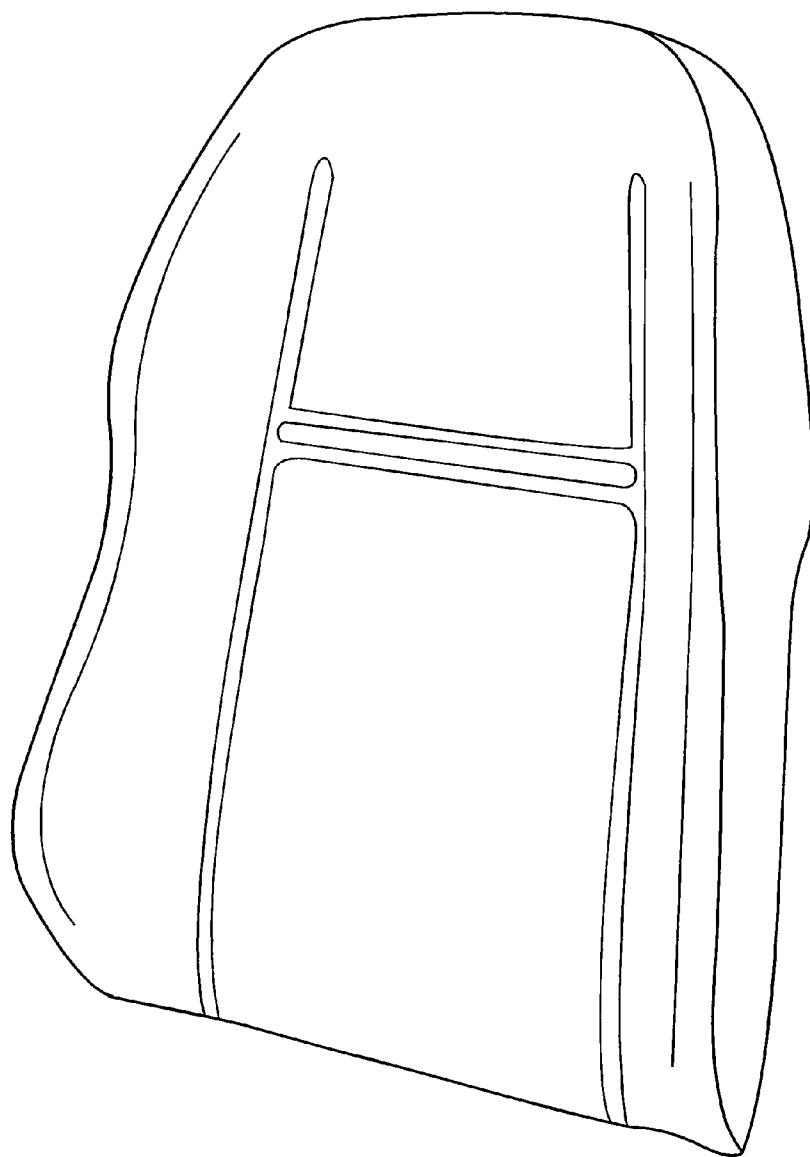


FIG. 1

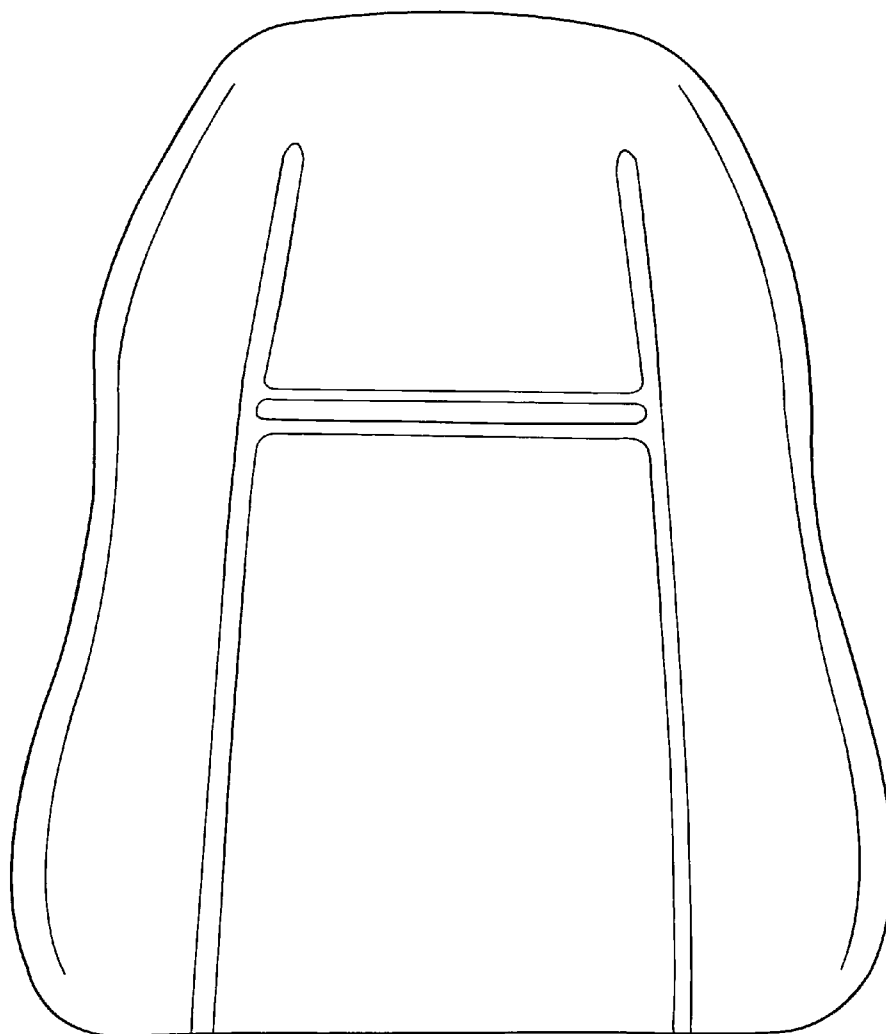


FIG. 2

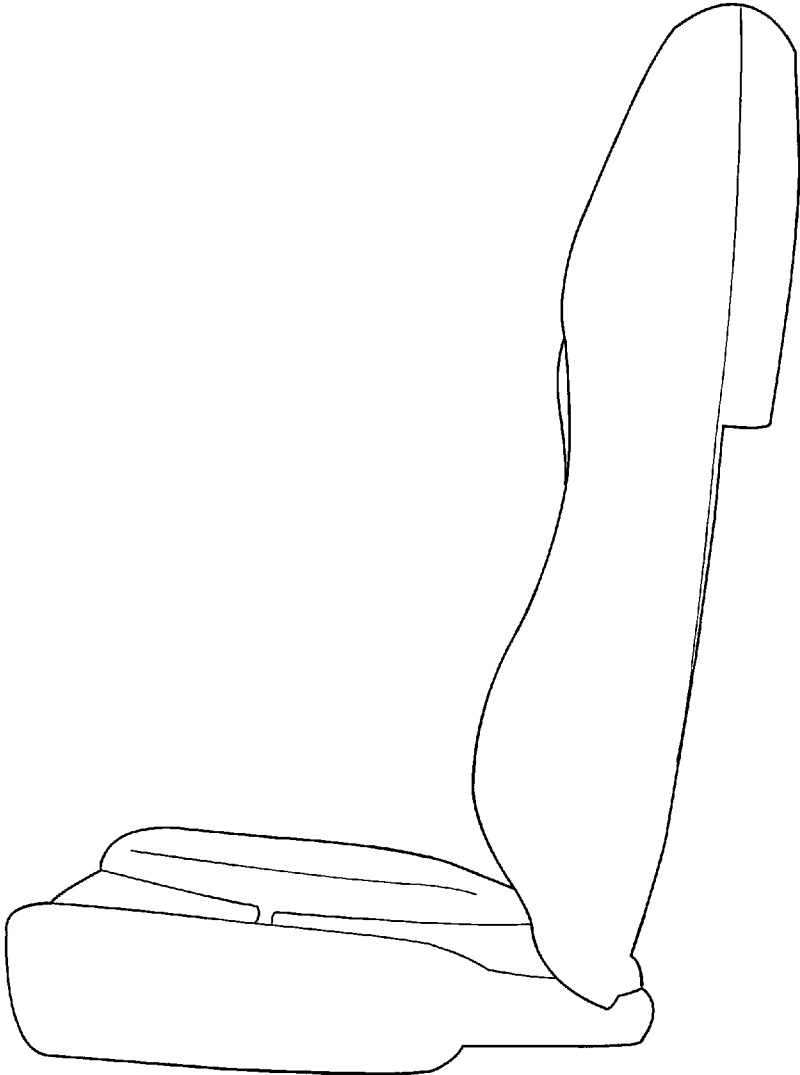


FIG. 3

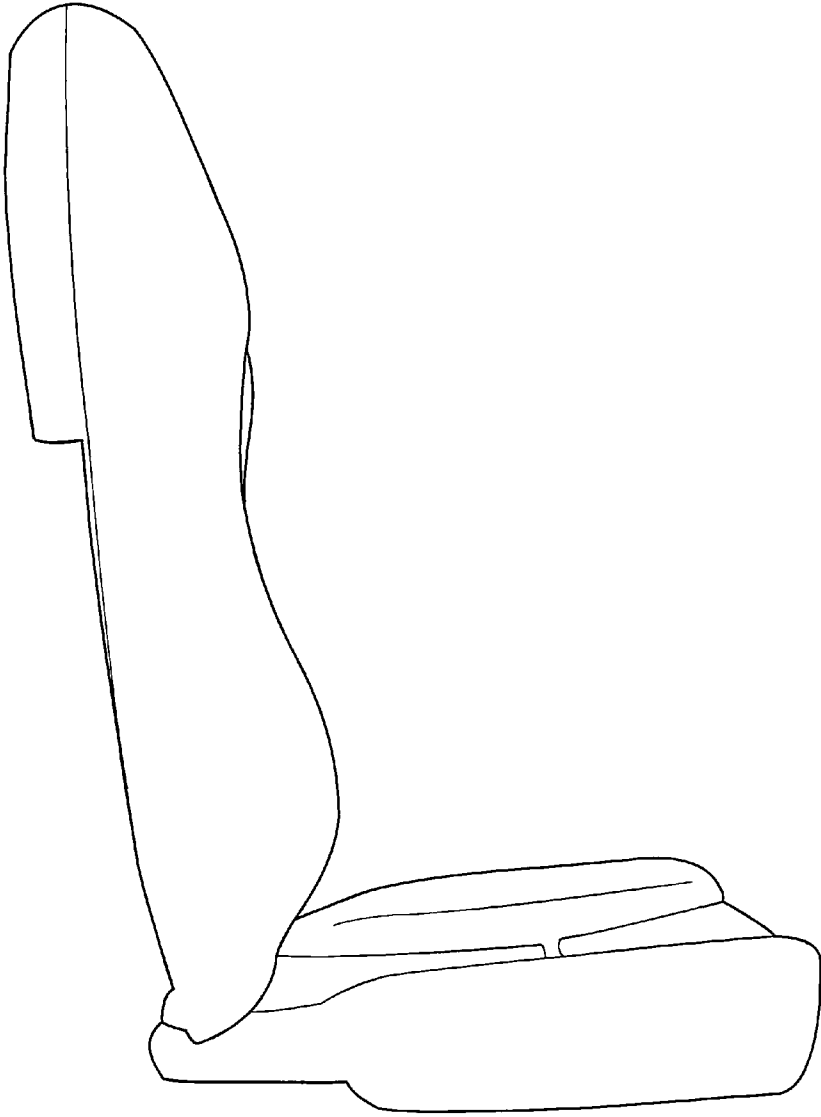


FIG.4

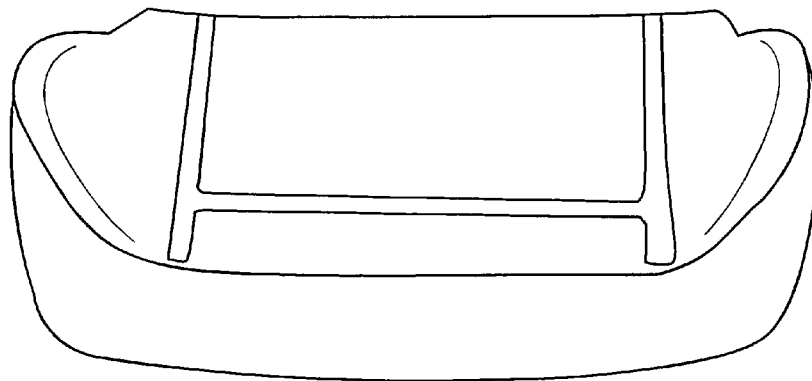


FIG. 5

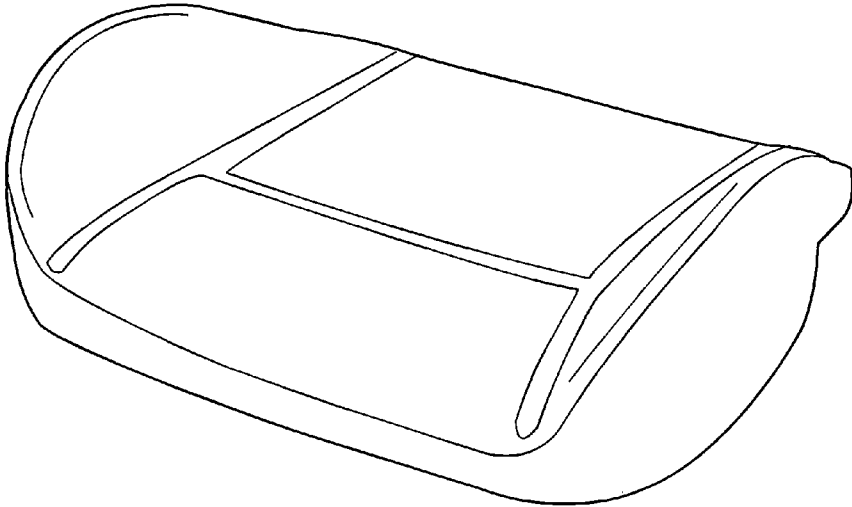


FIG. 6