US00D923745S

(12) **United States Design Patent** (10) **Patent No.: US D923,745 S**
Govrin (45) **Date of Patent: ** Jun. 29, 2021**

(54) **IRRIGATION HOLDER**

(71) Applicant: **Netafim, Ltd.**, Tel Aviv (IL)

(72) Inventor: **Erez Govrin**, Kibbutz Magal (IL)

(73) Assignee: **Netafim, Ltd.**, Tel Aviv (IL)

(**) Term: **15 Years**

(21) Appl. No.: **29/709,373**

(22) Filed: **Oct. 14, 2019**

(51) **LOC (13) Cl.** **23-01**
(52) **U.S. Cl.**
USPC **D23/214**
(58) **Field of Classification Search**
USPC D23/213, 214, 215, 223, 224, 226, 229
CPC A61H 9/0021; A61H 33/00; B05B 1/00; B05B 1/14; B05B 1/185; B05B 1/08; B05B 1/02; B05B 1/26; B05B 12/002; B05B 1/18; B05B 9/01
See application file for complete search history.

(56) **References Cited**

U.S. PATENT DOCUMENTS

D383,883	S *	9/1997	Langley	D23/214
D419,639	S *	1/2000	Ormiston	D23/214
D481,103	S *	10/2003	West	D23/214
D488,208	S *	4/2004	Cook	D23/214
D687,514	S *	8/2013	Burnell	D23/214
9,138,757	B2 *	9/2015	McLarty	A01G 25/02
9,999,894	B2 *	6/2018	Becktell	B05B 1/3026
D825,290	S *	8/2018	Lortscher	D8/1
D912,203	S *	3/2021	Andersen	D23/213
2020/0206755	A1 *	7/2020	Wu	B05B 1/185
2020/0246811	A1 *	8/2020	Medeiros	B05B 1/18

FOREIGN PATENT DOCUMENTS

GB 2579106 A * 6/2020 ..... B05B 1/185

OTHER PUBLICATIONS

Garden Bloom 70003BL Plastic O Ring Sprinkler, Oct. 17, 2020, Amazon.com, Apr. 30, 2021.URL:https://www.amazon.com/Garden-Bloom-70003BL-Sprinkler-Assorted/dp/B07ZMV1SYY(Year: 2020).*

* cited by examiner

Primary Examiner — Jack Reickel
Assistant Examiner — Keith J Wilson
(74) *Attorney, Agent, or Firm* — Womble Bond Dickinson (US) LLP

(57) **CLAIM**

I claim the design for an irrigation holder, as shown and described.

DESCRIPTION

FIG. **1** is a top, right perspective view of my design;
FIG. **2** is a top view of my design;
FIG. **3** is a bottom view of my design;
FIG. **4** is a front view of my design;
FIG. **5** is a rear view of my design;
FIG. **6** is a right side view of my design;
FIG. **7** is a left side view of my design;
FIG. **8** is a bottom perspective view of my design; and,
FIG. **9** is an enlargement of the indicated area of detail of FIG. **8**.

Elements in the figures shown in dash-dash lines represent portions of an irrigation holder and form no part of the claimed design.

1 Claim, 7 Drawing Sheets

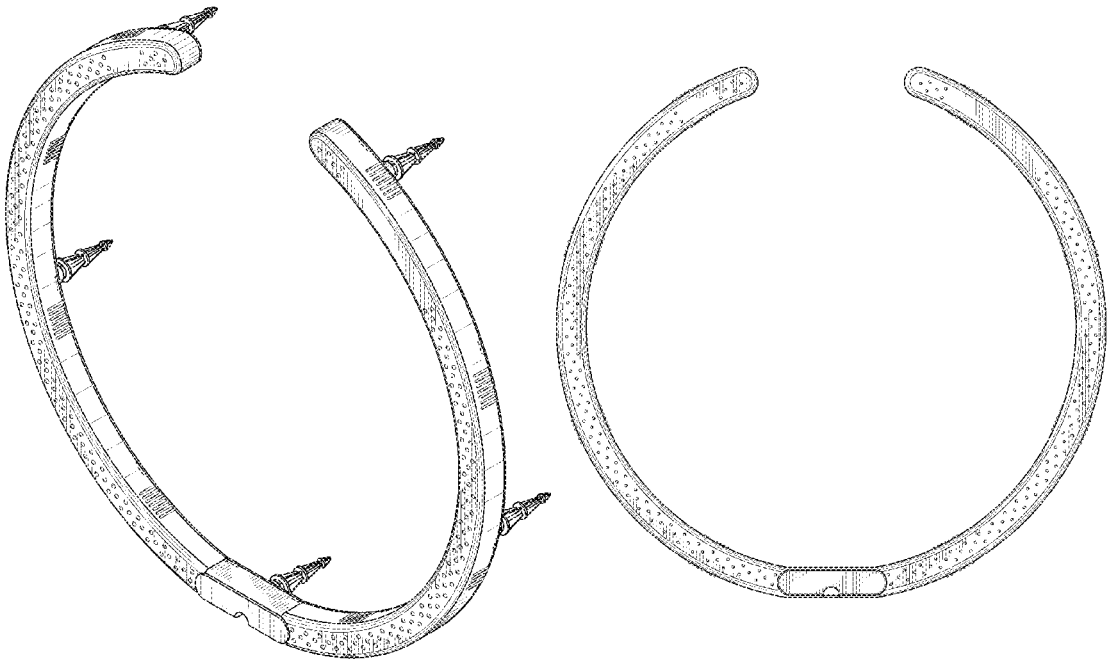

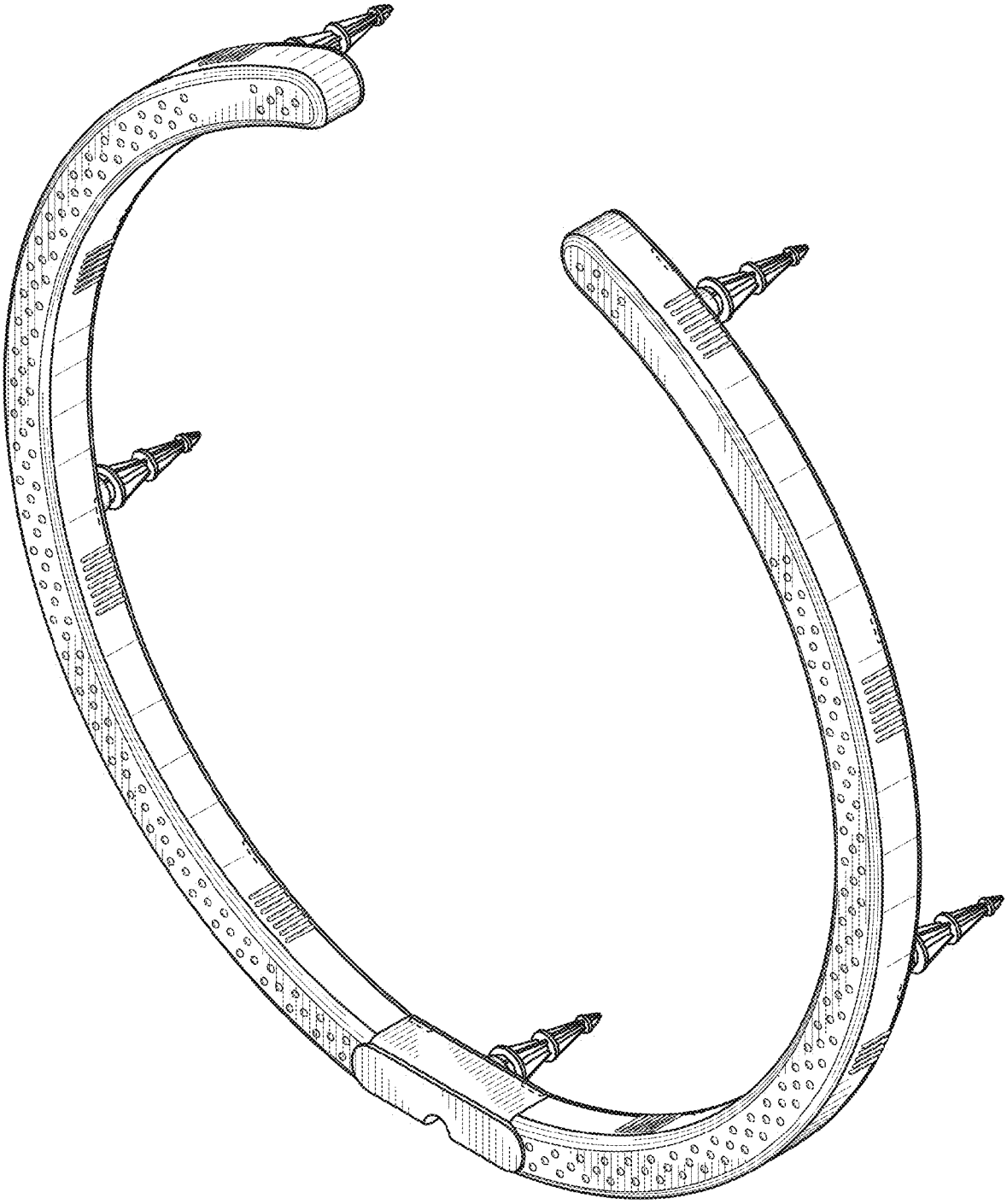

FIG. 1

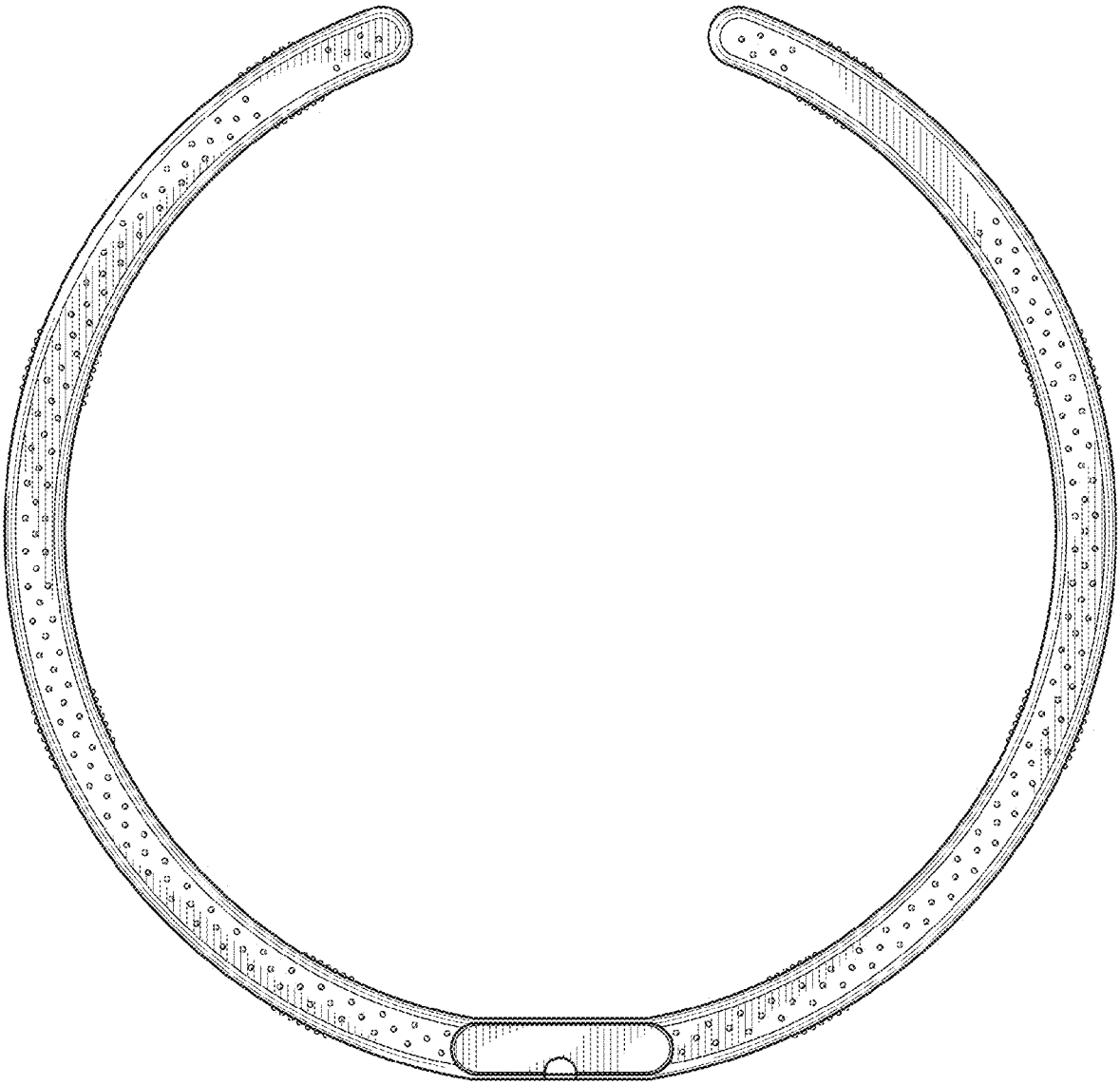

FIG. 2



FIG. 3

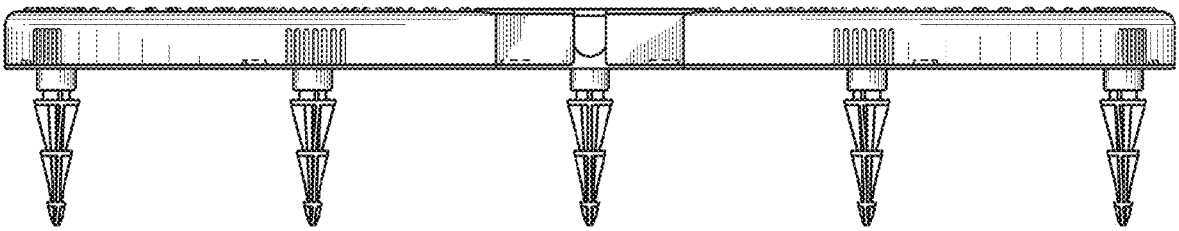

FIG. 4

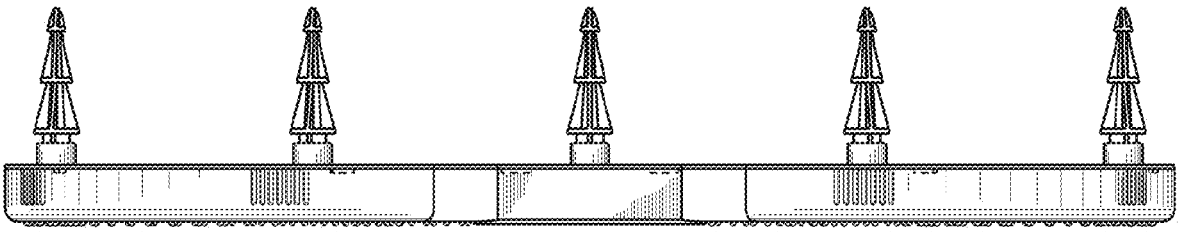

FIG. 5

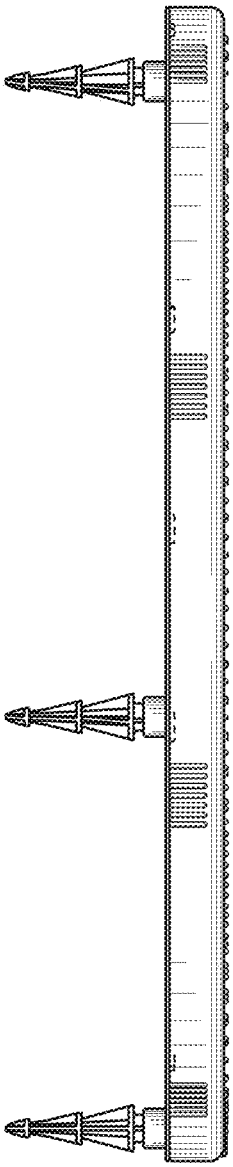

FIG. 6

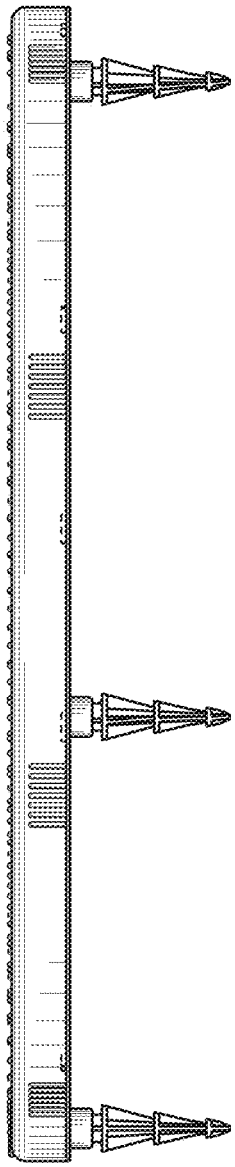

FIG. 7

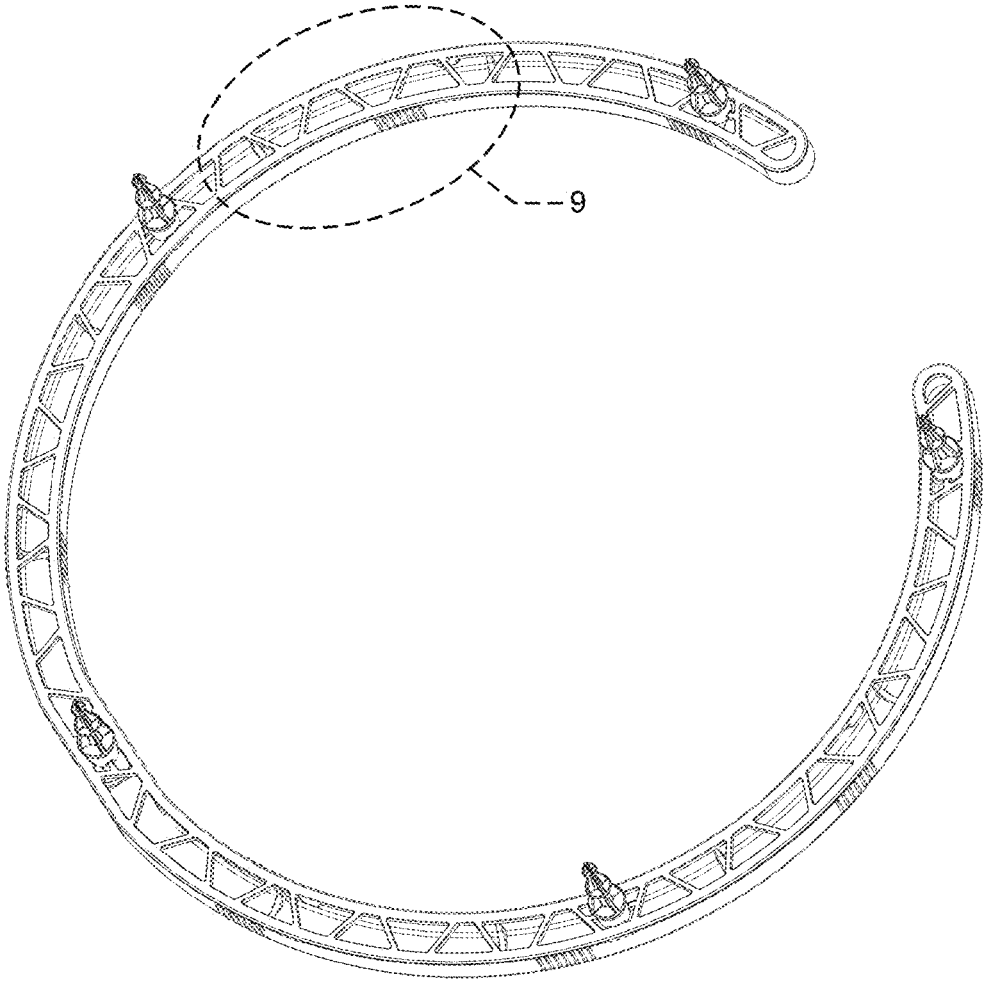

FIG. 8

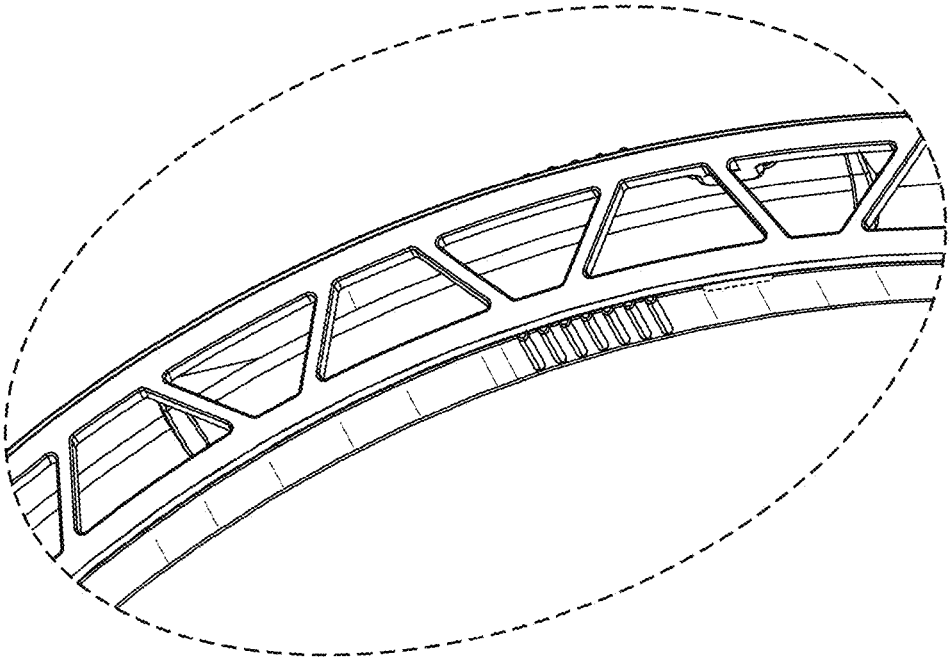

FIG. 9