Dec. 31, 1940. M. FRIEDMAN 2,227,131

WATERPROOF AND SANDPROOF WATCH PROTECTOR

Filed Dec. 12, 1939

FIG. 1.

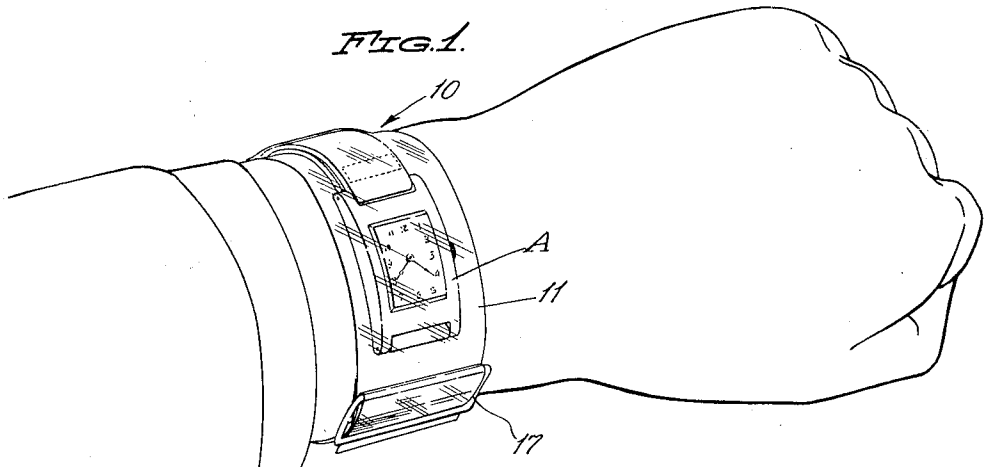

FIG. 2.

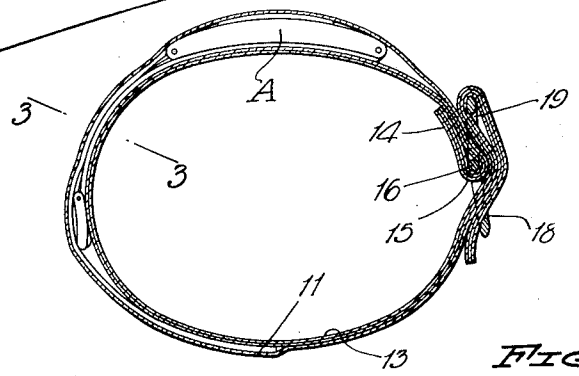

FIG. 3.

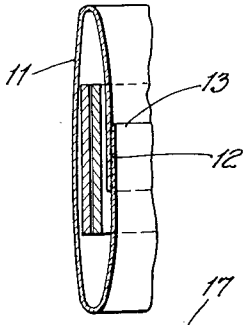

FIG. 4.

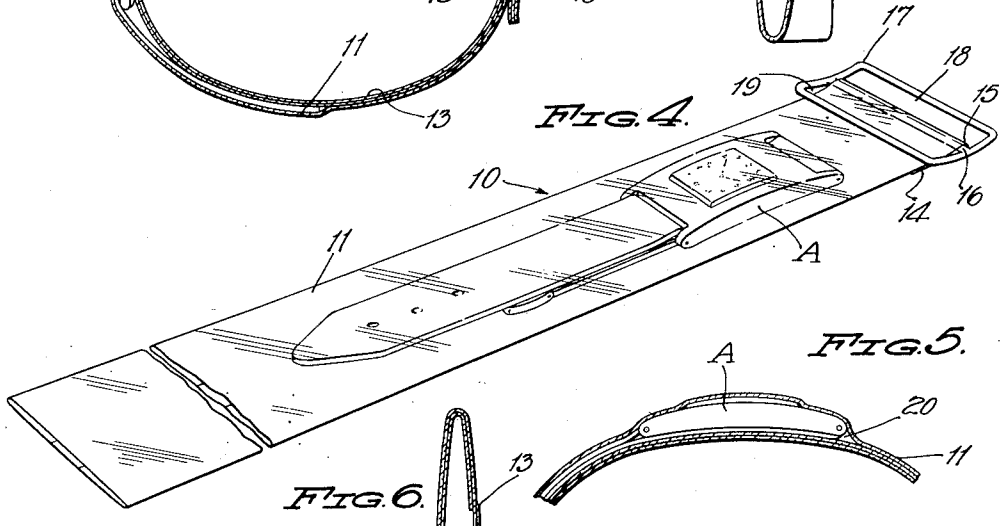

FIG. 5.

FIG. 6.

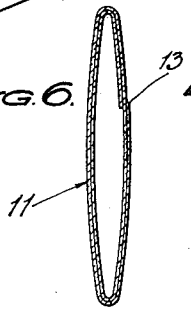

MORRIS FRIEDMAN.
INVENTOR.

BY Ely & Pattison.
ATTORNEYS.

WITNESS:

UNITED STATES PATENT OFFICE

2,227,131

WATERPROOF AND SANDPROOF WATCH PROTECTOR

Morris Friedman, New York, N. Y.

Application December 12, 1939, Serial No. 308,834

2 Claims. (Cl. 58—105)

This invention relates to improvements in watch protectors, and more particularly to a watch protector to be worn by bathers to permit wearing of a watch at the beach without danger of water or sand coming in contact with the watch.

One of the important features of the invention resides in a transparent waterproof and sandproof watch protector in which a wrist watch may be inserted, and the protector worn upon the wrist of a bather in a manner similar to that in which the wrist watch is normally worn, whereby the watch is available by the wearer for ascertaining the time during the wearer's stay at the beach, swimming pool, or other like resort where moisture, sand, and dust may be injurious to a watch if left exposed.

Other features of the invention are to provide a waterproof and sandproof watch protector which is simple and inexpensive of manufacture; easy to apply to the wrist of a wearer; comfortable when in worn position upon the wrist; and which may be compactly folded to be carried in the pocket, purse, or bathing bag of the user.

Other features of the invention will become apparent as the following specification is read in conjunction with the accompanying drawing, in which,

Figure 1 is a perspective view of the watch protector in use upon the wrist of a wearer.

Figure 2 is a vertical longitudinal sectional view through the protector with a watch enclosed therein and with the ends of the protector fastened together.

Figure 3 is an enlarged detail vertical transverse sectional view on the line 3—3 of Figure 2.

Figure 4 is a perspective view of the protector in flat condition with a watch enclosed therein.

Figure 5 is a detail vertical longitudinal sectional view illustrating a slight modification of the invention.

Figure 6 is a detail vertical transverse sectional view illustrating a protector body made of a double wall transparent material.

Referring to the drawing by reference characters, the numeral 10 designates my waterproof and sandproof watch protector in its entirety, and which includes an elongated tubular envelope body 11. The body 11 is constructed of relatively thin tough flexible transparent waterproof material, such as "Cellophane," or the like. The body 11 is of a length to encircle the wrist of a wearer, and in practice, the protectors may be made of different lengths such as large, medium, and small, although each protector is capable of adjustability upon the wrist of a wearer to snugly fit therearound in the manner presently to be described. In Figures 1 to 4 inclusive, the body 11 is illustrated as being constructed from a single ply or thickness of material, but by reference to Figure 6, it will be noted that the sheet of material from which the tubular body is formed, may be folded in a manner to provide a double wall structure. The material from which the body is constructed is folded upon itself with the longitudinal edges overlapping to form the tubular or elongated envelope body and the lapping portions thereof are secured together by an adhesive or cement 12, which provides a seam 13 extending the length of the body at one side thereof. One end of the body 11 is folded upon itself as at 14, and which forms a loop 15 which receives the center bar 16 of a clamping buckle 17. The bar 16 divides the buckle 17 into an outer elongated eye 18, and an inner elongated eye 19. After the loop 15 has been formed, the folded or looped end 14 is adhesively secured to the adjacent portion of the body, and which provides a sealed end, leaving the opposite end of the body open.

In use, a wrist watch such as designated A is inserted into the envelope body 11 through the open end thereof, one of the strap sections of the watch being folded against the rear side of the watch and against the other strap section so that the watch is inserted into the envelope body with the strap sections trailing, as best illustrated in Figure 4 of the drawing. By this method of insertion of the watch, the same may be moved to a position adjacent the closed end, so that the buckle 17 may face inwardly when the protector is applied to the wrist of the wearer, and the watch may assume a position at the top of the wrist, as best illustrated in Figure 1. The base of the watch faces the seam side of the body so that the face of the watch may be clearly read through the other side thereof. After the watch has been inserted in the manner just described, the protector is applied to the wrist, with the seam side against the wrist, after which the flat open end of the body 11 is first inserted through the outer elongated eye 18, over the center bar 16, downwardly through the inner eye 19, and the free end of the envelope body is finally folded back and inserted downwardly through the outer eye 18. When the body is pulled tight about the wrist with the open end inserted through the buckle in the manner just described, and as shown in the drawing, the protector assumes a ring-like shape, as illustrated in Figure 2, and is securely

held to the wrist and the open end of the body is sealed by the gripping action of the buckle 17.

In Figure 5 of the drawing, I have illustrated a construction similar to that hereinbefore described, with the exception that the outer wall of the envelope body 11 is outwardly embossed to provide a watch receiving pocket 20 to accommodate the watch A.

From the foregoing description, it will be seen that I have provided a waterproof and sandproof protector which may be worn by bathers at the beach, swimming pools, or other resorts where water and sand might contact the watch of a wearer. When the watch is withdrawn from the protector, the protector may be compactly folded and carried in the pocket, purse, or bathing bag of the user. Although I have specifically stated that a watch is to be inserted into the protector 10, the same may be used by bathers for the safe keeping of money, jewelry and other small personal valuables, if desired.

While I have shown and described what I consider to be the most practical embodiment of my invention, I wish it to be understood that such changes and alterations may be made as come within the scope of the invention.

Having thus described the invention, what I claim as new and desire to secure by Letters Patent of the United States, is:

1. A watch protector comprising a relatively flat tubular body constructed of flexible transparent waterproof material, said body being open at one end and closed at its opposite end and adapted to enclose a watch when inserted thereinto through the open end thereof, and a clamping buckle carried by the closed end of said body through which the open end thereof is adapted to be inserted and held closed when the body is applied about the wrist of a wearer.

2. A waterproof protector comprising a relatively flat elongated envelope body constructed of flexible transparent waterproof material, said body being open at one end and closed at its other end and adapted to receive a watch to be protected, an outwardly extending recess provided in the outer side wall of said body to receive the face side of a watch, and releasable fastening means carried by said body for securing the same circumferentially about the wrist of a wearer.

MORRIS FRIEDMAN.