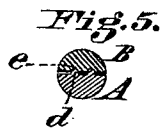
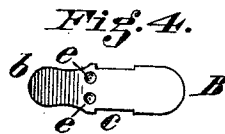

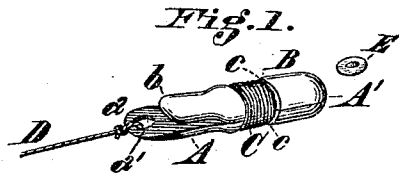


(No Model.)

C. P. HARMAN.
TOY CAP EXPLODER.

No. 266,813.

Patented Oct. 31, 1882.



Attest
J. E. Jones
A. Shickowsky

Inventor
Charles P. Harman,
by Wood & Boyd,
his Attorneys re.

UNITED STATES PATENT OFFICE.

CHARLES P. HARMAN, OF CINCINNATI, OHIO.

TOY CAP-EXPLODER.

SPECIFICATION forming part of Letters Patent No. 266,813, dated October 31, 1882.

Application filed July 15, 1882. (No model.)

To all whom it may concern:

Be it known that I, CHARLES P. HARMAN, a citizen of the United States, and a resident of Cincinnati, in the county of Hamilton and State of Ohio, have invented certain new and useful Improvements in Toy Detonators or Cap-Exploders, of which the following is a specification.

My invention relates to an improved toy detonator or cap-exploder, which is especially designed for use as an imitation whip-crack.

My invention consists in providing two hammer-jaw bars or plates held together by an elastic band or metal spring coiled around a shouldered groove formed on them, one of the plates pivoting on the other and inclined upwardly on its under rear end, so as to spread the jaws apart for the insertion of the percussion-cap or other fulminate, the whole being preferably attached by a string to a stick for manipulation, more fully hereinafter described.

In the accompanying drawings, Figure 1 is a perspective view of my invention, showing an ordinary flat paper cap used therein in connection therewith. Fig. 2 is a longitudinal elevation of the same. Fig. 3 is a plan view of the flat inner face of one of the hammer-jaw bars—in this instance the one provided with an extension or tongue, to which the string is attached for using the toy. Fig. 4 is a plan view of the flat inner face of the other hammer-jaw bar—in this instance the pivoted bar for spreading the jaws apart for the insertion of the percussion-cap. Fig. 5 is a transverse section of my improved detonator on line *xx*, Fig. 2, showing the manner of pivoting the jaws.

A B represent the two hammer-bars, each being preferably made of metal and of hemispherical form in cross-section, and held together with their flat faces abutting by an elastic band, C, wound around them in the shouldered grooves or notches *c*.

A' represents the hammer-jaws between which the cap is placed for explosion, by striking either rounded jaw-head against any resisting object.

b represents a tongue or thumb-handle on the other end of bar B, which is inclined on its under side, so that it may be depressed, and thereby cause the spreading apart of the jaws A', the torsional strain of the rubber band or spring returning and holding the said jaws in place over the cap.

d d represent nipples or other suitable projections on the flat inner face of bar A, about midway between its ends, which rest in corresponding grooves or depressions in the flat inner face of bar B. Upon these nipples or projections *d* bar B pivots, it being shown with its thumb-handle *b* depressed and the jaws A' open in dotted lines, Fig. 2, in position for the reception of the cap. The arrangement of the pivoting-nipples and corresponding depressions, two of which I prefer to use, prevents any lateral play of the two parts A B, and also the accidental side opening of the jaws.

D represents a string or trail attached in the eye or perforation *d'*, made in the extension of the bar A.

I claim—

A toy detonator or cap-exploder consisting of two jaws pivoted one on the other intermediate their ends, in combination with a spring-band encircling the two jaws, one of the latter having an upwardly-inclined end at one side of the pivotal connection, substantially as and for the purposes described.

In testimony whereof I have hereunto set my hand in the presence of two subscribing witnesses.

CHARLES P. HARMAN.

Witnesses:

JNO. E. JONES,

J. H. CHARLES SMITH.