

(19) World Intellectual Property Organization
International Bureau



(43) International Publication Date
18 September 2003 (18.09.2003)


PCT

(10) International Publication Number
WO 03/076025 A1

- (51) International Patent Classification⁷: **A63B 26/00**
- (21) International Application Number: PCT/NZ03/00028
- (22) International Filing Date: 18 February 2003 (18.02.2003)
- (25) Filing Language: English
- (26) Publication Language: English
- (30) Priority Data:
517750 12 March 2002 (12.03.2002) NZ
- (71) Applicant (for all designated States except US): **BODY-WALL LIMITED** [NZ/NZ]; 6 Gordon Road, Morning-side, Auckland (NZ).
- (72) Inventor; and
- (75) Inventor/Applicant (for US only): **TOAL, Christopher, Charles** [AU/NZ]; 13 Grosvenor Street, Grey Lynn, Auckland (NZ).
- (74) Agent: **JONES, David, John**; A J Park, 6th Floor Huddart Parker Building, 1 Post Office Square, PO Box 949, 6015 Wellington (NZ).
- (81) Designated States (national): AE, AG, AL, AM, AT, AU, AZ, BA, BB, BG, BR, BY, BZ, CA, CH, CN, CO, CR, CU, CZ, DE, DK, DM, DZ, EC, EE, ES, FI, GB, GD, GE, GH, GM, HR, HU, ID, IL, IN, IS, JP, KE, KG, KP, KR, KZ, LC, LK, LR, LS, LT, LU, LV, MA, MD, MG, MK, MN, MW, MX, MZ, NO, NZ, OM, PH, PL, PT, RO, RU, SC, SD, SE, SG, SK, SL, TJ, TM, TN, TR, TT, TZ, UA, UG, US, UZ, VC, VN, YU, ZA, ZM, ZW.
- (84) Designated States (regional): ARIPO patent (GH, GM, KE, LS, MW, MZ, SD, SL, SZ, TZ, UG, ZM, ZW), Eurasian patent (AM, AZ, BY, KG, KZ, MD, RU, TJ, TM), European patent (AT, BE, BG, CH, CY, CZ, DE, DK, EE, ES, FI, FR, GB, GR, HU, IE, IT, LU, MC, NL, PT, SE, SI, SK, TR), OAPI patent (BF, BJ, CF, CG, CI, CM, GA, GN, GQ, GW, ML, MR, NE, SN, TD, TG).

[Continued on next page]

(54) Title: PHYSICAL INTERACTION MEANS AND RELATED USES THEREOF



(57) Abstract: A physical interaction means comprising a wall (2) including an outwardly presented surface of one of a hook component and loop component of a hook and loop fastening system. Also provided is at least one glove (5) with an outer surface including the other one of the hook component and loop component of the hook and loop fastening system to be selectively and releasably attachable by a person who may wear the glove (5) to the surface of the wall (2) to thereby immobilise the hand and allow the person to apply an action force which is countered by the wall (2) in a reactionary manner.



WO 03/076025 A1



Published:

— *with international search report*

For two-letter codes and other abbreviations, refer to the "Guidance Notes on Codes and Abbreviations" appearing at the beginning of each regular issue of the PCT Gazette.

PHYSICAL INTERACTION MEANS AND RELATED USES THEREOF

FIELD OF INVENTION

5 The present invention relates to a physical interaction means and related uses thereof. In particular although not solely the present invention relates to a physical exercise and/or stretching means.

BACK GROUND OF THE INVENTION

10 A multitude of devices for exercising are available to the public. Such devices come in many formats and each are designed to allow a user to exercise a specific group or several groups of muscles. However many such devices do not offer the user the facility to conduct pre-exercise stretching to reduce the likelihood of the incidence of muscle damage during exercise. Whilst a person is able to conduct such stretching without the use of equipment, by for example leaning against a wall to apply pressure to
15 the calf muscles or other leg muscles to stretch such muscle groups, unaided stretching may not allow the person to provide sufficient pressure to the muscle groups. Unaided stretching may also not allow a person to stretch particular muscle groups as a result of being unable to achieve certain physical positions. It is well known that in order to effectively stretch some muscle groups, people often pair up to provide assistance in
20 stretching certain muscle groups. The person assisting can aid the person stretching by isolating parts of the body, supporting certain parts of the body or immobilising certain parts of the body to allow the person stretching to achieve the desired stretching result. However a person who is wishing to stretch certain muscle groups of such a kind may not necessarily have another person available to them to aid in the stretching. Likewise for
25 conducting certain exercises, it may be desirable to immobilise certain parts of the body of a user so as to provide a stationary point of the body against which a force can be applied. Sit ups are one example where it is desirable for the feet of the person to be immobilised. Press ups are another example where both the hands and the feet are immobilised.

30 Apart from running and some other independent exercises, many people prefer to exercise utilising machines.

 Machines isolate the target muscles and can be safer to use to experiment with new

or different techniques. Furthermore a machine provides control and stability and requires less co-ordination and skill.

The disadvantage of using machines is that they do not offer much variety as one machine may only be used for one purpose and hence can become boring after a while.

5 Another problem is that machines are often designed for the average person, and may be uncomfortable to use for a very tall or very short person.

Free weights such as dumbbells and barbells, on the other hand, allow the body to assume a more 'natural' way, simulating real-life movements more accurately. It encourages a person to employ stabilizer muscles properly and to use correct body alignment. Free weights also offer much more variety and can be used in lots of different ways to target different muscle groups.

Free weight exercises are normally suitable for most exercisers, but often beginners need a lot of guidance to ensure they are using proper form and technique. People who do not have the necessary skills may develop serious injuries by training incorrectly.

15 Training with free weights is also a very time-consuming process.

Furthermore, people who have suffered from muscular sport injuries, often visit a physiotherapist for manipulative treatment or therapy of the injury. Carrying out such treatment requires the aid of a person to manipulate the injury in order to access the muscles that need repair.

20 Without the assistance of a person aiding in the manipulation of the injury it becomes difficult for the injured person to carry out any stretching and/or exercises needed for remedial work.

In addition to stretching and exercising, a person may be in need of remedial skeletal alignment treatment. Whilst specific apparatus do exist for providing such treatment, the inventor is not aware of any device which is of a simple form or which allows for both stretching and exercise as well as remedial skeletal alignment to be performed without the input or significant assistance of another person.

Accordingly it is an object of the present invention to provide a means for exercising, stretching and/or remedial skeletal alignment which can be utilised by an individual without assistance of another person or to at least provide the public with a

30

useful choice.

It is also an object of the present invention to provide a stretching apparatus which can be utilised by a person to stretch more muscle groups than any unassisted stretching or to at least provide the public with a useful choice.

5 It is also an object of the present invention to provide an exercising apparatus and its use that aids in overcoming some of the problems as mentioned above or at least to provide the public with a useful choice.

BRIEF SUMMARY OF THE INVENTION

10 Accordingly in a first aspect of the present invention consists in a physical interaction means comprising

a means defining a wall including an outwardly presented surface of one of a hook component and loop component of a hook and loop fastening system

15 at least one glove with an outer surface including the other one of the hook component and loop component of the hook and loop fastening system to be selectively and releasably attachable by a person who may wear said glove to said surface of said means defining a wall.

Preferably two of said at least one gloves are provided one for each hand of said person.

20 Preferably at least one footwear item is provided with an outer surface including the other one of the hook component and loop component of the hook and loop fastening system to be selectively and releasably attachable by said person who may wear said footwear item to said surface of said means defining a wall.

25 Preferably two of said at least one footwear item is provided one for each foot of said person.

Preferably said surface of said means defining a wall includes a planar region which is at an incline to the vertical and the normal to said surface includes an upward component of direction.

30 Preferably a means defining a floor which includes a floor surface of one of a hook component and loop component of a hook and loop fastening system is provided, with it

said one of a said hook component and loop component being the same as that of the surface of said means defining wall, said floor surface provided adjacent said surface of said means defining a wall such that a said person can engage with the surface of said wall and said floor surface simultaneously.

5 Preferably said means defining a wall and said means defining said floor abut each other.

Preferably said means defining a wall and said means defining said floor have their respective surfaces of said one of said hook component and loop component abut each other.

10 Preferably said floor surface adjacent said surface of said means defining a wall is inclined to the horizontal with the normal to said floor surface having a component of direction projecting away from the adjacent said surface of said means defining said wall.

Preferably said means defining said wall is a wall unit comprising of wall panel with which said one of a hook component and loop component of a hook and loop fastening system is engaged, said wall panel engaged to a support structure to be thereby supported as a unit by a permanent fixed structure.

15 Preferably said means defining said floor is a floor unit comprising of floor panel with which said one of a hook component and loop component of a hook and loop fastening system is engaged, said floor panel engaged to a support structure to be thereby supported as a unit by a permanent fixed structure.

20 Preferably said surface of said means defining said wall extends between an adjacent ground support surface where a said person interacting with said surface will be supported adjacent said surface, to a height of at least 1.5 meters.

25 Preferably said surface presented from said means defining said wall extends between said means defining said floor to a height of at least 1.5 meters.

Preferably said floor surface extends between said means defining said wall to a distance away there from of at least 1.0 meters.

Preferably the interaction device is for the purposes of allowing said person to conduct physical exercises.

30 Preferably the interaction device is provided for the purposes of allowing said

person to perform physical stretching of muscles.

Preferably the interaction device is provided for the purposes of allowing said person be subjected to skeletal re-alignment forces.

Preferably the interaction device is a multipurpose physical interaction means with which said person can perform at least two of physical exercises and physical stretching and skeletal re-alignment.

In a second aspect the present invention consists in an exercising apparatus comprising or including

means to modify or characterise a floor surface, and

means to modify or characterise a wall surface,

wherein such apparatus enables a proximate floor and wall region to be modified or characterised so as to releasably engage complementary attachment means a first of which is presented from said floor and wall surface and the other or which that an exerciser may wear.

Preferably said relationship between said wall surface and said floor surface is such that the angle between them is an obtuse angle.

Preferably said angle is between 93 degrees and 110 degrees.

Preferably the releasable engagement is non-adhesive and preferably is of inter-engageable/disassociable formations.

In a further aspect the present invention consists in an exercise site or venue comprising or including

a wall surface adapted to present at least from a region thereof one of a complementary pair of hook and loop means for receiving of the other of a complementary pair of hook and loop fastening means which may be worn by a person at the outer extremity of at least one limb of a person capable of releasable and selective engagement with said at least one region of said wall surface.

Preferably there is provided adjacent said wall surface, a floor surface adapted to present at least from a region thereof one of a complementary pair of hook and loop means for receiving of the other of a complementary pair of hook and loop fastening means which may be worn by a person at the outer extremity of at least one limb of a

person capable of releasable and selective engagement with said at least one region of said floor surface.

In still a further aspect the present invention consist in, in combination, an exercise site or venue as hereinbefore described and such complementary attachment means provided to
5 any one or more of: one of more footwear and one or more glove that are releasably engageable to said floor and/or wall surfaces.

In still a further aspect the present invention consists in, as a retail package a pair of gloves each including a surface of one of a hook component and loop component of a hook and loop fastening system to be worn by a person for the purposes of engagement to
10 and to allow their applying of an action force via said gloves to a reaction surface which is of the other one of said hook component and loop component of a hook and loop fastening system.

In still a further aspect the present invention consists in as a retail package a pair of booties each including a surface of one of a hook component and loop component of a
15 hook and loop fastening system to be worn by a person for the purposes of engagement to and to allow their applying of an action force via said booties to a reaction surface which is of the other one of said hook component and loop component of a hook and loop fastening system.

In still a further aspect the present invention consists in a pair of gloves each
20 including a surface of one of a hook component and loop component of a hook and loop fastening system, when worn by a person and in engagement with the other one of said hook component and loop component of a hook and loop fastening system provided on a fixed wall structure.

In still a further aspect the present invention consists in a pair of booties each
25 including a surface of one of a hook component and loop component of a hook and loop fastening system, when worn by a person and in engagement with the other one of said hook component and loop component of a hook and loop fastening system provided on a fixed wall structure.

In still a further aspect the present invention consists in a method of physical
30 interaction of a person with at least one reaction surface for the purposes of their physical

stretching/exercising by engaging that part of the body of said person with which at least one of a glove and footwear is worn, with said reaction surface, said reaction surface having disposed thereon one of a hook component and loop component of a hook and loop fastening system and the at least one of said glove and footwear presenting the other one of said hook component and loop component of a hook and loop fastening system such that said person can selectively engage and be resistant to release from said reaction surface in a plurality of locations and orientations, said at least one of said glove and footwear to thereby provide reaction to the forces the forces applied by said person thereto.

10 Preferably said resistance of the engagement between said at least one of said glove and footwear is to forces applied in a direction parallel to said reaction surface where said at least one of said glove and footwear is engaged.

This invention may also be said broadly to consist in the parts, elements and features referred to or indicated in the specification of the application, individually or collectively, and any or all combinations of any two or more of said parts, elements or features, and where specific integers are mentioned herein which have known equivalents in the art to which this invention relates, such known equivalents are deemed to be incorporated herein as if individually set forth.

20 BRIEF DESCRIPTION OF THE DRAWINGS

The invention is now described by way of example, with reference to the accompanying drawings in which;

Figure 1 is a side view of the fixed structure of the interaction means being a wall and floor reaction surface,

25 Figure 2 is a perspective view of Figure 1,

Figure 3 is a front view of Figure 1,

Figure 4 is a plan view of Figure 1,

Figure 5 is a top view of a left hand glove to be worn by a user for use with the reaction surfaces of Figure 1,

30 Figure 6 is a bottom view of a right hand glove,

Figure 7 is a perspective view of a bootie or shoe or the like footwear for use with the reaction surfaces of Figure 1,

Figure 8 is a back view of the bootie of Figure 7,

Figure 9 is a bottom view of the bootie of Figure 7,

5 Figure 10 is a sectional view through a permanent fixed building structure illustrating a means providing a wall reaction surface mounted there against,

Figure 11 illustrates a person using the interaction means for the purposes of applying pressure to the hamstrings,

10 Figure 12 illustrates a person using the interaction means for the purposes of applying pressure to the quadriceps,

Figure 13 illustrates a person using the interaction means for the purposes of applying pressure to the calf gastrocs, soleus and archilles tendon,

Figure 14 illustrates a person using the interaction means for the purposes of applying pressure to the gluteals,

15 Figure 15 illustrates a person using the interaction means for the purposes of applying pressure to the finger flexors, biceps, pictals, abdominus rectos, quadriceps and psoas, and

Figure 16 illustrates a person using the interaction means for the purposes of applying pressure to the biceps.

20 Figure 17 illustrates a person using the interaction means for the purposes of applying pressure pectorals and finger flexors,

Figure 18 illustrates a person using the interaction means for the purposes of applying pressure t the finger flexors, and

25 Figure 19 illustrates an alternative arrangement wherein there are a plurality of reaction surfaces provided as a station about which a number of people can be positioned.

DETAILED DESCRIPTION OF THE INVENTION

The interaction means includes at least one reaction surface which is or is fixed or otherwise supported by or to a fixed structure of a building. With the use of gloves and/or
30 booties worn by a user to apply action forces by his or her body to the surface they will be

subjected to a reaction from the surfaces. In the most preferred form the reaction surfaces include both a wall surface 2 and a floor surface 3 positioned adjacent each other so that both can be engaged by a user simultaneously. The reaction surfaces are covered at least in part and preferably entirely by one component of a hook and loop fastening system.

5 The other component of the hook and loop fastening system is carried by the gloves and booties to which reference will be made hereinafter. The floor surface is planar and preferably also the wall surface is planar, but may be of other shapes.

In the most preferred form the reaction surfaces are covered by the loop form of the hook and loop fastening system. The loop form is softer to the touch so that any contact

10 of the skin of a person with the surfaces will not subject the person to any significant abrasion. It is well known that the loop component of a hook and loop fastening system is not as soft to the touch.

In the most preferred form the reaction surfaces are covered entirely by a component of the hook and loop fastening means and the area of coverage is sufficient so

15 that a person can assume many different positions adjacent the surfaces would still remain in contact with the component on the surface.

For example the wall surface may be of a height of approximately 2.4 m above surrounding ground. This is of a sufficient height to allow the average person to stand adjacent the wall surface 2 and stretch upwardly without stretching beyond the upper

20 boundary 11 of the wall surface 2. Most preferably the height is at least 1.5 m but being higher allows for more positions to be assumed. The width (in direction B) (with reference to Figure 2) of the wall section 2 is also sufficient to allow for a diverse range of positions to be assumed by a user of the invention without stretching beyond the boundary.

For example, in a preferred form the wall is planar and of a width which is sufficient to

25 allow for a person to stand adjacent the wall and to spread both arms outwardly without both finger tips of each hand extending beyond the boundary of the wall surface 2.

Width expansion of reaction surfaces is shown in Figure 2 where there is shown four adjacent sections.

The width (in direction B) of the reaction surfaces may be sufficient so as to allow

30 for a plurality of users to be standing on/adjacent the surfaces for their simultaneous use

thereof.

Preferably the reaction surfaces are retrofit able to an existing structure of a building. For example the reaction surfaces may be part of a structure fabricated of sheets of ply wood to define a unit having a surface or surfaces onto which the loop component
5 of the hook and loop fastening system is affixed (such as by adhesion). The fabricated ply wood structure can then be bolted or otherwise affixed to a fixed wall and/or floor structure of a building. It is important that the reaction surfaces remain securely fixed although it is envisaged that such affixing can be temporary in case the reaction surfaces are to be transportable. Adjacent unites may be secured together by fasteners such as bolts
10 or screws. With an extensive coverage area of the loop component of the hook and loop fastening means onto the plywood surfaces, a diverse arrange of positions can be assumed by the user of the system.

With the provision of both a floor and wall surface, a person can receive support to all of the limbs by the reaction surfaces of the present invention.

15 However it is envisaged that only a wall surface 2 (as for example shown in Figure 10) is provided for the purposes of providing a reaction surface of the interaction means of the present invention. Such a wall extends to a sufficient height (e.g. greater than 1.5 m) from the adjacent ground on which a person may stand to allow for a person standing adjacent the wall to assume a diverse range of positions including the engagement of their
20 hands and/or feet onto the wall surface 2. The fixed structure may be a wall or floor of a building.

However the combination of wall and floor surfaces provides for a much more versatile arrangement of reaction surfaces.

It is envisaged that the reaction surfaces may come in a collapsible form so that
25 both the wall and floor surfaces are removable from each other to allow for convenient storage and transportation. Indeed each wall and floor surface unit may itself be collapsible into more portions. Each wall unit for example may be broken down into two or more components for the purposes of convenient storage and/or transportation. Likewise the floor surface unit may do the same. It is envisaged that the present invention
30 may be utilised in home situations where the convenience of storage and assembly is an

important factor.

The interaction means incorporates outerwear articles to be worn by the user of the system. In the most preferred form the user will be wearing at least one glove and preferably also at least one bootie. Preferably a user will be wearing two gloves and two booties. A glove is for example shown in Figures 5 and 6. The glove may be of a fingerless or finger kind (and possibly but less preferably of a mitten kind) however its main purpose is to remain securely fixed to the hand of a person. With the provision of the other component of the hook and loop fastening system to the component provided on the reaction surfaces (2, 3) can allow for the glove to become affixed to the reaction surfaces. The glove may be entirely covered with the hook component or may be pattern applied. For example strips or panels 9 of the hook component may be sewn onto the body 20 of the glove in locations where the glove is likely to make contact with a reaction surface (whether floor or wall 3, 2). Such regions may include the fingers, and on the palm side of the hand as well as the like surfaces on the other side of the hand. The glove may include a wrist strap 21 for the purposes of tightening the glove about the wrist. It is important that a glove of a size appropriate for the size of a users hand is selected so that a tight fit is achieved. When a person is applying pressure to a reaction surface via the glove, it is important that the glove does not move significantly relative to the hand.

With reference to Figure 7-9, there is shown a bootie which can be worn by the user of the present invention. The bootie will engage onto the foot of a user and has disposed onto exterior surfaces thereof, regions of a component of a hook and loop fastening system. Again most preferably and since the reaction surfaces 2, 3 are provided with the loop component of the system, the booties are provided with the hook component of the hook and loop fastening system. The booties may include strips of the hook component on the soles but also on the upper surfaces of the bootie. Such strips or panels 8 will allow for the bootie to become fixed onto the reactions surfaces (whether it be the wall surface 2 or the floor surface 3).

Positions by a user of the invention can be assumed by both the hands and the feet so that these touch and become affixed to the wall surface 2 of the device. It may only be the wall surface which is provided as the reaction surface of the present invention.

However to increase versatility a floor surface 3 is also provided. In such a case, the user may have their feet or a foot engaged onto the floor surface and the hands or hand engaged onto the wall surface or vice versa or various combinations.

In order to encourage the association of a person with the wall surface 2, the wall surface is preferably inclined to the vertical. The incline is such that the Normal (N) of the surface has an upward component of direction. The resultant angle X which the wall surface 2 makes to the vertical is greater than 0° and for example less than 30° . A person standing adjacent the wall surface with their feet at or proximate the wall surface base will need to lean over centre to their general upright direction in order for the body to make contact with the surface 2. A person facing the wall hence needs to lean forward. A person with their back to the wall, will need to be leaning backwards in order to make contact with the surface. The angling of this wall surface 2 hence encourages both a psychological tendency to lean towards the wall as well as a physical tendency. Assuming that all other things are equal, a person engaged for example with their hands to the wall surface 2 is more likely to stay engaged and have a feeling of engagement or association with the wall, than were the wall to have a normal which was horizontal or had a downward component (i.e. an overhanging wall). It is hence desirable for the wall to have an angle to the vertical greater than 0° and where the normal of the surface has a component directed upwardly. It is also envisaged that the wall surface 2 may be utilised for suspending a person (such as for example a child) by engagement of the gloves to the wall surface. By having a wall sloping in a manner as described, the body of the person will be biased as a result of gravity towards the wall thereby giving the feeling of engagement. This would not be the case were the wall to be overhanging or a wall which is purely vertical.

Where the present invention also includes a reaction surface which is a floor surface 3, such a surface is preferably sloping to the horizontal. In the most preferred form the slope is downwardly from the intersecting point 4 between the wall surface 2 and the floor surface 3. The angle Y that the floor surface makes with the horizontal is preferably greater than 0° and for example less than 30° . Whilst the floor surface 3 need not be of a slope relative to the horizontal, it is preferred since a person standing on the

floor surface 3 will then need to adjust their stance in order to remain standing upright adjacent the wall 2. For example a person facing the wall surface 2 will need to lean forward when standing flat footed on the floor surface 3. In order to remain standing upright, such a leaning forward will additionally encourage a tendency for the person to lean or fall towards a wall surface 2 engendering a feeling of security. This will encourage the making of contact of a person with the wall surface 2. The wall and floor where a person is to simultaneously be able to touch the surface of both preferably have a normal to each surface lie in the same plane which a vertical plane.

The floor surface may likewise be provided as part of a unit and for example be fabricated from a ply wood material. When viewed from the side as shown in Figure 1, both the wall surface and floor surface 2, 3 are provided as part of wall and floor units. The wall and floor units are preferably independent items which are able to be abutted together. It is envisaged that alternative configurations may be adopted by the wall and floor unit where such are not touching each other. For example the wall unit may be elevated above the floor unit and there may be provided a gap therebetween. There may hence not be an intersection point 4 between the wall and floor units. The floor surface extend preferably from the wall surface at least 1 m outwardly therefrom. Preferably this distance is between 1 m and 2.4 m .

Furthermore whilst in the most preferred form the wall surface 2 and preferably the floor surface 3 are substantially planar, such surfaces need not be entirely planar. Indeed the surfaces may include apertures therethrough, particularly the wall surface 2 may include apertures to provide further assistance for holding the hand or the feet of a person. The surface may also include upstands which are provided in places tailored to assist in allowing for certain positions to be assumed by a user.

The wall surface may alternatively be curved both vertically and horizontally. For example the wall surface may be provided by a vertical pillar.

In the most preferred form the hook of the hook and loop fastening system that is used is a product called CS 1200TM Hook provided by 3M. This product of 3M provides a high shear strength between the two components of the system yet under tension, allows for a convenient removal. Table 1 shows the performance specs of this product as

published by 3M on their current website.

Typical Product Characteristics	Closure Performance with 3M™ Nonwoven Loop:		
	180° Hook to Loop Peel Force	4.5 N/25mm	3M TM-3740
	Dynamic Shear Force	60 N/25x25mm	3M TM-3749

TABLE 1

5

As a result, the shear direction holding force between for example the gloves or the booties and the reaction surfaces 2, 3 is extremely high when compared to the tension force. Accordingly it is convenient for a person to pull their hands and feet off the surfaces by a force substantially normal to the surface however a sliding of the gloves and booties relative to the surface is highly resisted. Hence a person utilising the present invention can move about on the surface relatively conveniently without any significant strain being placed on the muscles of the user. However when a shear force is applied by the user, the gloves and/or booties will remain firmly in place. This hence reduces the possibility of injury. Action forces can hence be applied to the reaction surfaces in a shear direction. An original hook and loop fastening system commonly referred to as VELCRO™ may be used. Modern variations but which work in the same manner are to be considered as forming part of the invention. The loop component of the Velcro is applied as a panel to the backing panel of plywood or similar.

The present invention may be utilised for several different purposes. Whilst the present invention has broadly been termed an interaction means or system using reaction surfaces for action forces to be applied by a person, the invention has applications in the stretching of muscles of a person, the exercise of muscles of a person and for the purposes of remedial skeletal alignment. The primary purpose of the present invention is to allow for a person to stretch their muscles prior to conducting or subsequent to conducting physical exercising.

With reference to Figure 11-18 there are shown different positions that a person may assume in order to provide stretching forces to the muscles. Reference is made to the brief description of the drawings which briefly indicates the different muscle groups

which may be stretched by the various positions shown in Figures 11-18. The reaction surface or surfaces of the present invention may also be engaged by a person wearing gloves and/or booties in a manner so that exercising can be performed. Many of the positions illustrated will also allow a person to conduct exercises. It will be appreciated by a person skilled in exercise techniques that exercises such as sit ups, push ups and dips can be performed wherein for example the feet or the hands of a person can be conveniently held stationary relative to the reaction surface(s) for the purposes of conducting such exercises. A result of being able to place the hands and/or feet wearing the gloves and/or booties against the reaction surfaces, such can be held stationary in order to allow for a person to assume an appropriate position to conduct exercises and/or to isolate certain muscle groups for the purposes of conducting such exercises and/or stretching. This can be achieved without the aid of another person.

It is also envisaged by the inventor that the present invention may be utilised for the purposes of remedial skeletal alignment. By way of example, it is possible for a person to be wearing a glove on each hand and to place their hands above their head against the wall surface 2 and assume a position wherein they are effectively substantially suspended by the gloves downwardly and against the surface 2. A substantial part of the weight of the body can be transferred through the gloves onto the wall surface thereby allowing for the spine of a person to assume a naturally extended direction and encouraging the spine to assume a natural alignment. The therapist can then also manipulate the body as desired. It is accordingly envisaged that the present invention may be utilised not just by the physiotherapy profession but also by chiropractic and osteopathic profession for the treatment of patients.

With the use of the invention it is possible to provide "Isometric" / resistance exercise and resistance stretch plus minutely controlled "Concentric" and "Eccentric" load to muscle tissue throughout the range of motion of the muscle the body's own mass.

This provides for passive and active stretch and muscle workouts for the entire muscle length as the maximum load point may be readily adjusted by slightly moving bodymass unlike a machine and with the support of other muscles to reduce injury opportunity that is a risk in free weight training.

Additionally a major advantage is that the device can allow exercise and stretch without re-location of the user.

Isometric exercises are those in which a force is applied to a resistant object. An example is pushing against a brick wall – even though there is a build up of tension in the muscles, there is no actual movement. A few points about isometric exercises are as follows:

- To increase strength, it is necessary to maintain a position in any one exercise for 6 to 8 seconds.
- The exercise should be repeated 5 to 10 times.
- 10 • Any one isometric exercise will only increase muscle strength at one joint angle. Strengthening the other joint positions requires repetition of further corresponding exercises.
- Isometric exercises on their own are not recommended for strength training. They are only part of a complete exercise program.

15 As long as you are flexing or applying force against something, you are engaged in an isometric exercise. The great thing about isometric exercises is they can be performed just about anywhere and at any time, and with the use of the present invention it has now become possible for a person to assume many more body positions and increase of adjust the level of force for the purposes of such exercises.

20 The present invention can be provided for use with little or no intrusion on space within a building. It can be conveniently mounted against a wall and onto a floor. It may be utilised in Gymnasiums as well as in office environments for stress relief purposes and aid in the recovery from OOS/RSI (occupational overuse syndrome and repetitive strain injuries) related conditions. Physiotherapy clinics may benefit from the present invention in that it may allow for an increased range of motions to be adopted by their patients.

25 With the isolation of the hands and feet, a person is able to work the tissue harder, then release/relax the tissue at higher rates. Since the invention is able to function as a stretching means and exercising means it is possible to complete a workout routine then follow this with stretching without relocating or even adjusting positions.

30 With the provision of the Velcro in large areas to define the engagement walls and

floors, another advantage of the present invention can be realised in terms of advertising. Brand names can be printed/created on the surfaces. The Velcro may for example be pattern cut and applied to the backing panels in a manner to present a brand name or logo.

As used herein "floor" should not be restricted to only structural floor and "wall" can include other upright supports (whether skeletal or panelled). As used herein "complementary attachment means" and use in conjunction with said means are preferably means to allow attachment to or from said floor or wall surface to enable an exerciser to manipulate the muscles or him or herself via releasable engagement.

CLAIMS

WE CLAIM:

1. A physical interaction means comprising
a means defining a wall including an outwardly presented surface of one of a hook
5 component and loop component of a hook and loop fastening system
at least one glove with an outer surface including the other one of the hook
component and loop component of the hook and loop fastening system to be selectively
and releasably attachable by a person who may wear said glove to said surface of said
means defining a wall.
- 10 2. A physical interaction means as claimed in claim 1 wherein two of said at least one
gloves are provided one for each hand of said person.
3. A physical interaction means as claimed in claims 1 or 2 wherein at least one
footwear item is provided with an outer surface including the other one of the hook
component and loop component of the hook and loop fastening system to be selectively
15 and releasably attachable by said person who may wear said footwear item to said surface
of said means defining a wall.
4. A physical interaction means as claimed in claim 3 wherein two of said at least one
footwear item is provided one for each foot of said person.
5. A physical interaction means as claimed in any one of claims 1 to 4 wherein said
20 surface of said means defining a wall includes a planar region which is at an incline to the
vertical and the normal to said surface includes an upward component of direction.
6. A physical interaction means as claimed in any one of claims 1 to 5 wherein a
means defining a floor which includes a floor surface of one of a hook component and
loop component of a hook and loop fastening system is provided, with it said one of a
25 said hook component and loop component being the same as that of the surface of said
means defining wall, said floor surface provided adjacent said surface of said means
defining a wall such that a said person can engage with the surface of said wall and said
floor surface simultaneously.
7. A physical interaction means as claimed in claim 6 wherein said means defining a
30 wall and said means defining said floor abut each other.

8. A physical interaction means as claimed in claim 7 wherein said means defining a wall and said means defining said floor have their respective surfaces of said one of said hook component and loop component abut each other.
9. A physical interaction means as claimed in any one of claims 6 to 8 wherein said floor surface adjacent said surface of said means defining a wall is inclined to the horizontal with the normal to said floor surface having a component of direction projecting away from the adjacent said surface of said means defining said wall.
10. A physical interaction means as claimed in any one of claims 1 to 10 wherein said means defining said wall is a wall unit comprising of wall panel with which said one of a hook component and loop component of a hook and loop fastening system is engaged, said wall panel engaged to a support structure to be thereby supported as a unit by a permanent fixed structure.
11. A physical interaction means as claimed in any one of claims 6 to 10 wherein said means defining said floor is a floor unit comprising of floor panel with which said one of a hook component and loop component of a hook and loop fastening system is engaged, said floor panel engaged to a support structure to be thereby supported as a unit by a permanent fixed structure.
12. A physical interaction means as claimed in any one of claims 1 to 11 wherein said surface of said means defining said wall extends between an adjacent ground support surface where a said person interacting with said surface will be supported adjacent said surface, to a height of at least 1.5 meters.
13. A physical interaction means as claimed in any one of claims 6 to 12 wherein said surface presented from said means defining said wall extends between said means defining said floor to a height of at least 1.5 meters.
14. A physical interaction means as claimed in any one of claims 6 to 13 wherein said floor surface extends between said means defining said wall to a distance away there from of at least 1.0 meters.
15. A physical interaction means as claimed in any one of claims 1 to 14 provided for the purposes of allowing said person to conduct physical exercises.
16. A physical interaction means as claimed in any one of claims 1 to 14 provided for

the purposes of allowing said person to perform physical stretching of muscles.

17. A physical interaction means as claimed in any one of claims 1 to 14 provided for the purposes of allowing said person be subjected to skeletal re-alignment forces.

18. A physical interaction means as claimed in any one of claims 1 to 14 which is a
5 multipurpose physical interaction means with which said person can perform at least two of physical exercises and physical stretching and skeletal re-alignment.

19. An exercising apparatus comprising or including
means to modify or characterise a floor surface, and
means to modify or characterise a wall surface,

10 wherein such apparatus enables a proximate floor and wall region to be modified or characterised so as to releasably engage complementary attachment means a first of which is presented from said floor and wall surface and the other or which that an exerciser may wear.

20. An exercise apparatus as claimed in claim 19 wherein said relationship between
15 said wall surface and said floor surface is such that the angle between them is an obtuse angle.

21. An exercise apparatus as claimed in claim 20 wherein said angle is between 93 degrees and 110 degrees.

22. An exercise apparatus as claimed in claim 19 wherein the releasable engagement is
20 non-adhesive and preferably is of inter-engageable/disassociable formations.

23. An exercise site or venue comprising or including
a wall surface adapted to present at least from a region thereof one of a
complementary pair of hook and loop means for receiving of the other of a complementary
pair of hook and loop fastening means which may be worn by a person at the outer
25 extremity of at least one limb of a person capable of releasable and selective engagement with said at least one region of said wall surface.

24. An exercise site or venue wherein there is provided adjacent said wall surface, a
floor surface adapted to present at least from a region thereof one of a complementary
pair of hook and loop means for receiving of the other of a complementary pair of hook
30 and loop fastening means which may be worn by a person at the outer extremity of at least

one limb of a person capable of releasable and selective engagement with said at least one region of said floor surface.

25. In combination, an exercise site or venue as claimed in claim 24 and such complementary attachment means provided to any one or more of: one of more footwear
5 and one or more glove that are releasably engageable to said floor and/or wall surfaces.

26. As a retail package a pair of gloves each including a surface of one of a hook component and loop component of a hook and loop fastening system to be worn by a person for the purposes of engagement to and to allow their applying of an action force via
10 said gloves to a reaction surface which is of the other one of said hook component and loop component of a hook and loop fastening system.

27. As a retail package a pair of booties each including a surface of one of a hook component and loop component of a hook and loop fastening system to be worn by a person for the purposes of engagement to and to allow their applying of an action force via
15 said booties to a reaction surface which is of the other one of said hook component and loop component of a hook and loop fastening system.

28. A pair of gloves each including a surface of one of a hook component and loop component of a hook and loop fastening system, when worn by a person and in engagement with the other one of said hook component and loop component of a hook and loop fastening system provided on a fixed wall structure.

20 29. A pair of booties each including a surface of one of a hook component and loop component of a hook and loop fastening system, when worn by a person and in engagement with the other one of said hook component and loop component of a hook and loop fastening system provided on a fixed wall structure.

30. A method of physical interaction of a person with at least one reaction surface for
25 the purposes of their physical stretching/exercising by engaging that part of the body of said person with which at least one of a glove and footwear is worn, with said reaction surface, said reaction surface having disposed thereon one of a hook component and loop component of a hook and loop fastening system and the at least one of said glove and footwear presenting the other one of said hook component and loop component of a hook
30 and loop fastening system such that said person can selectively engage and be resistant to

release from said reaction surface in a plurality of locations and orientations, said at least one of said glove and footwear to thereby provide reaction to the forces the forces applied by said person thereto.

31. A method as claimed in claim 30 wherein resistance of the engagement between
5 said at least one of said glove and footwear is to forces applied in a direction parallel to said reaction surface where said at least one of said glove and footwear is engaged.

32. The use of an interaction means as claimed in any one of claims 1 to 18 as an exercise device

1/10
FIGURE 1

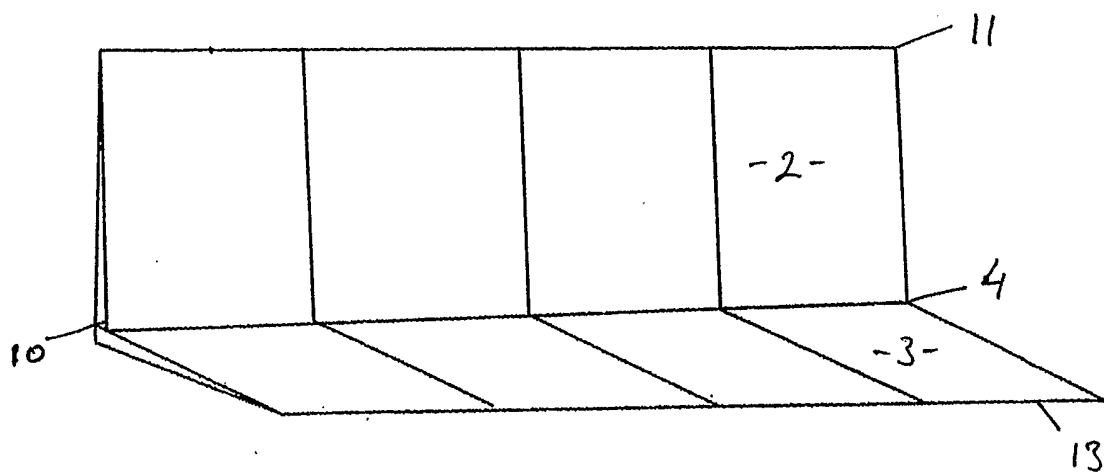
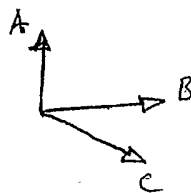
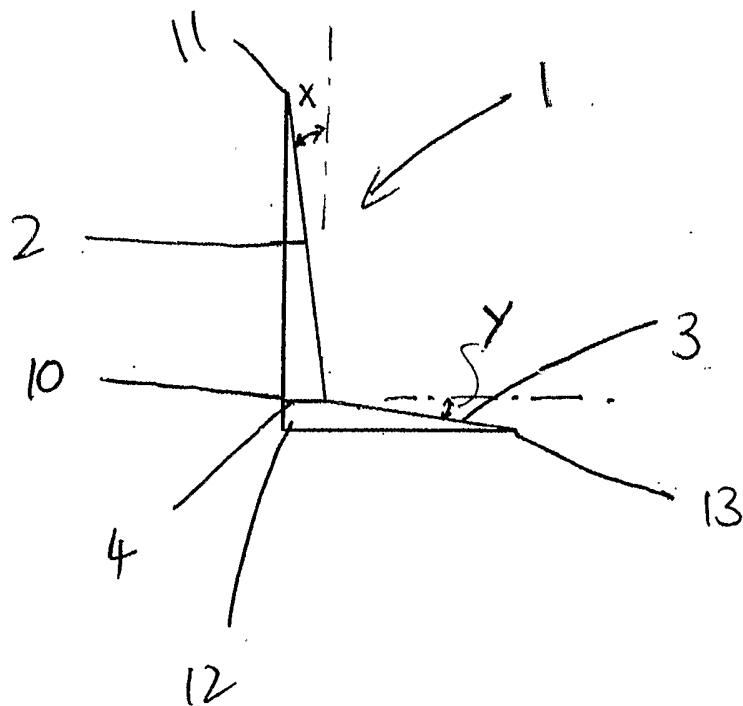


Fig 2

2/10

FIGURE 3

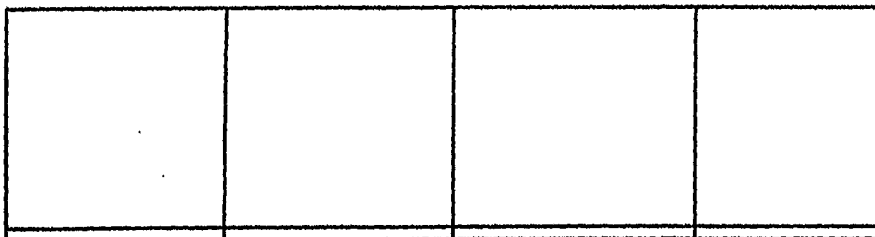
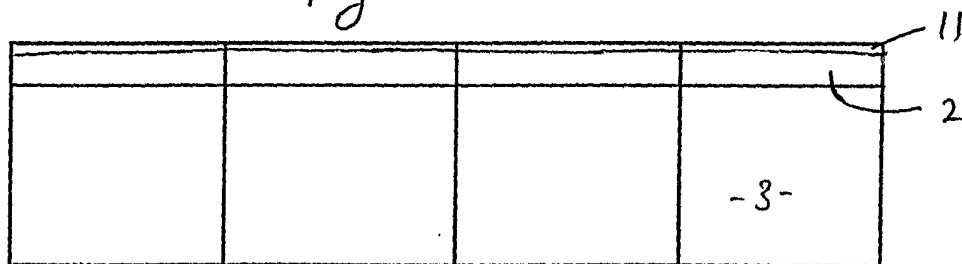


Fig 4



3/10

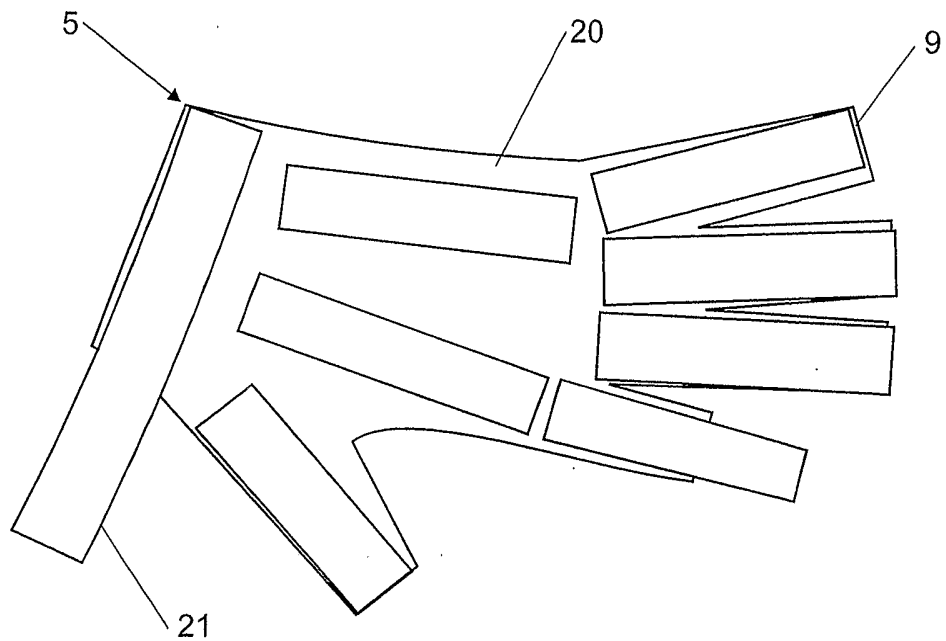


FIGURE 5

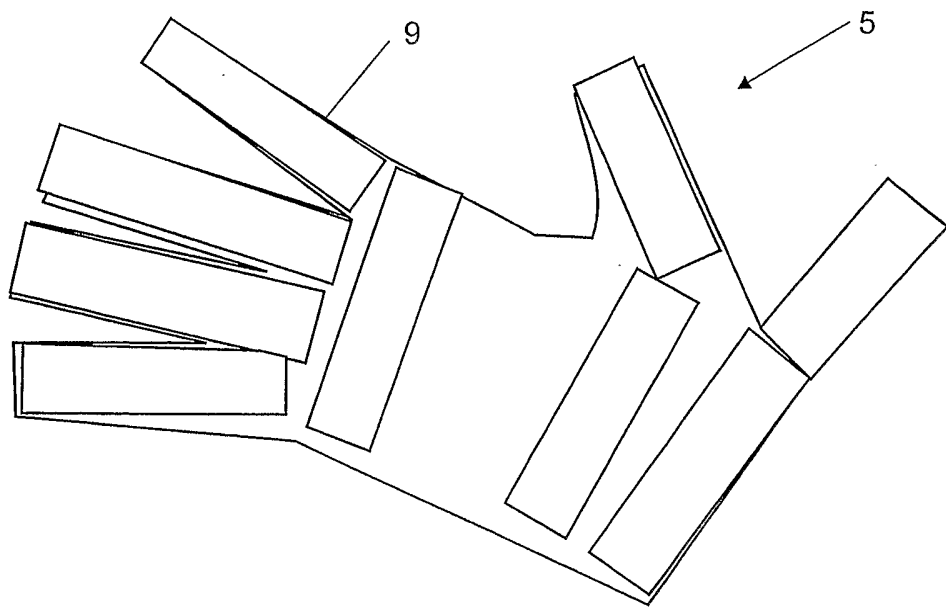


FIGURE 6

4/10

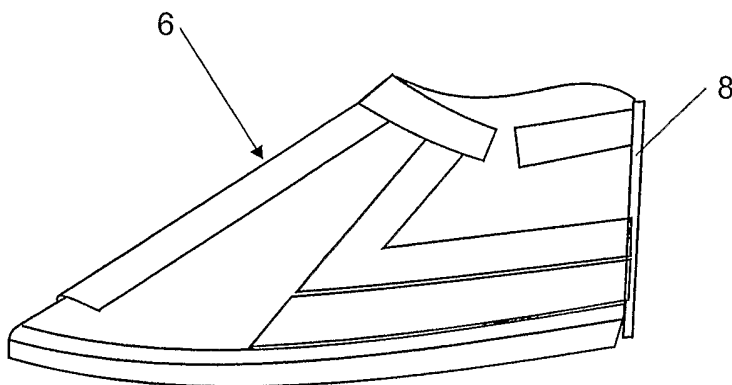


FIGURE 7

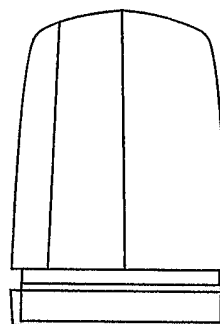


FIGURE 8




FIGURE 9

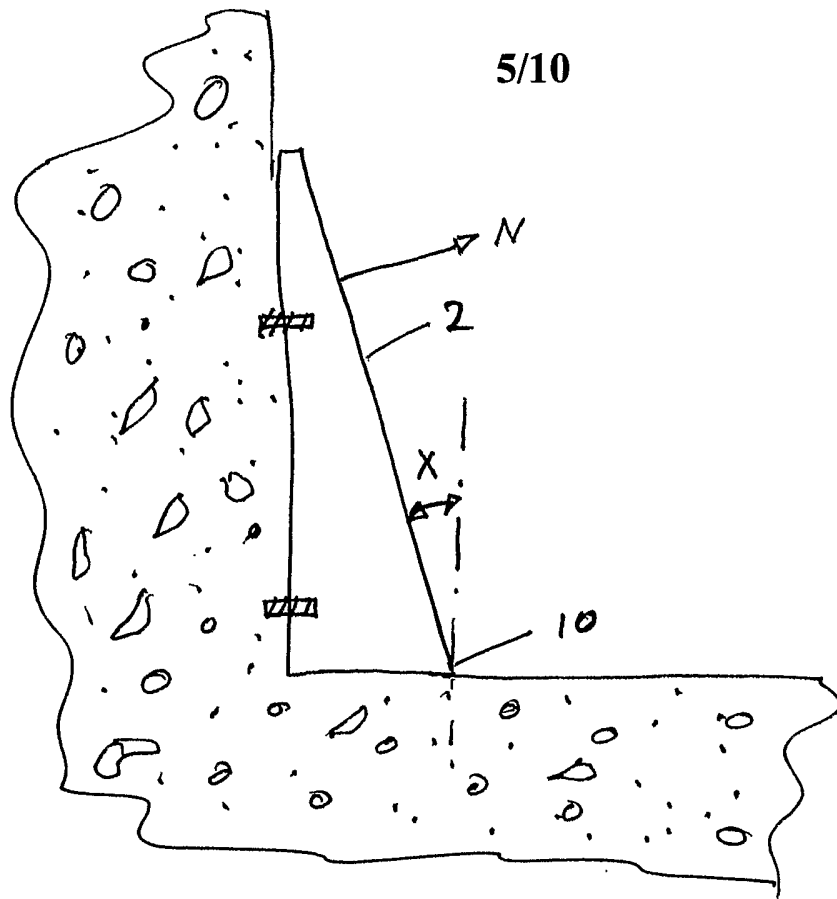


Fig 10

6/10

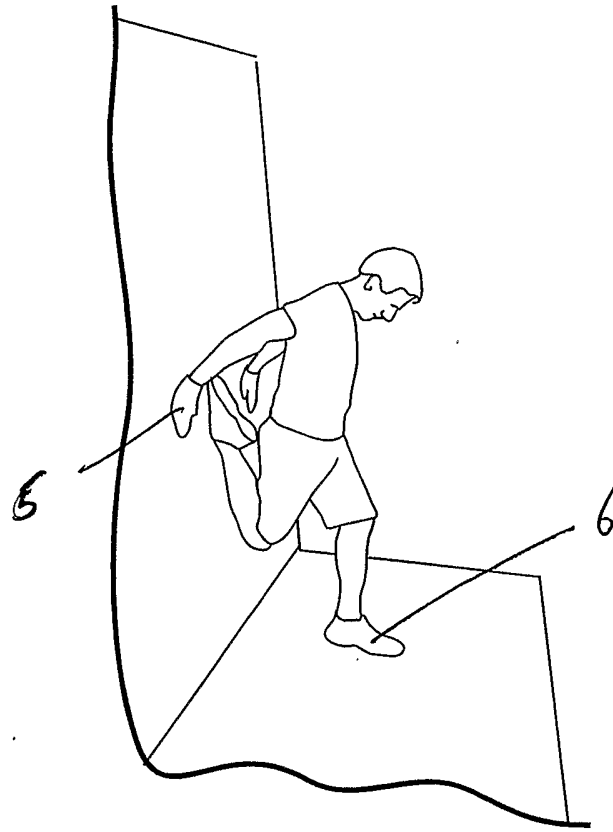


Fig 12

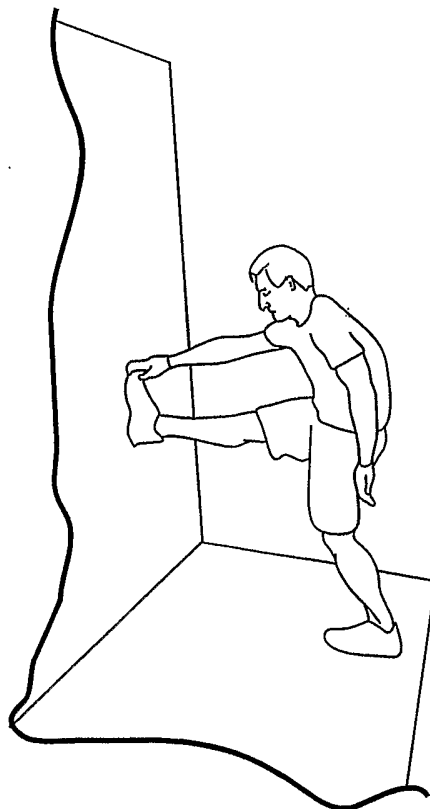


Fig 11

7/10

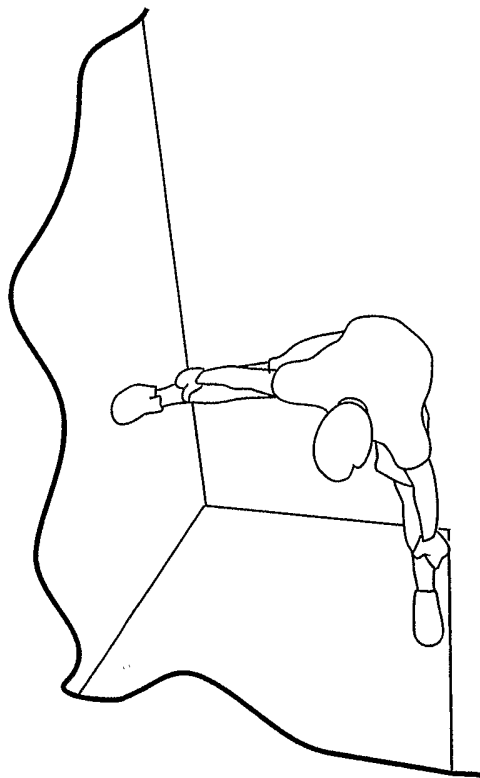


Fig 14




Fig 13

8/10

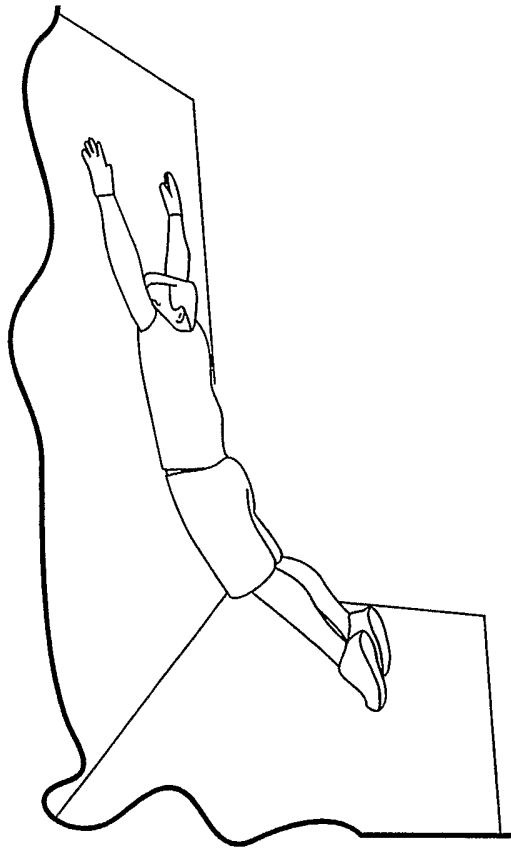


Fig 15

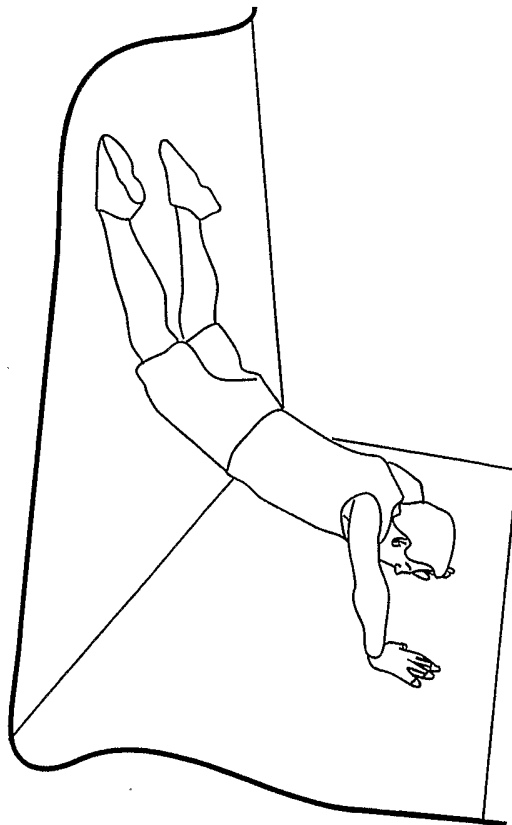


Fig 16

9/10




Fig 18




Fig 17

10/10

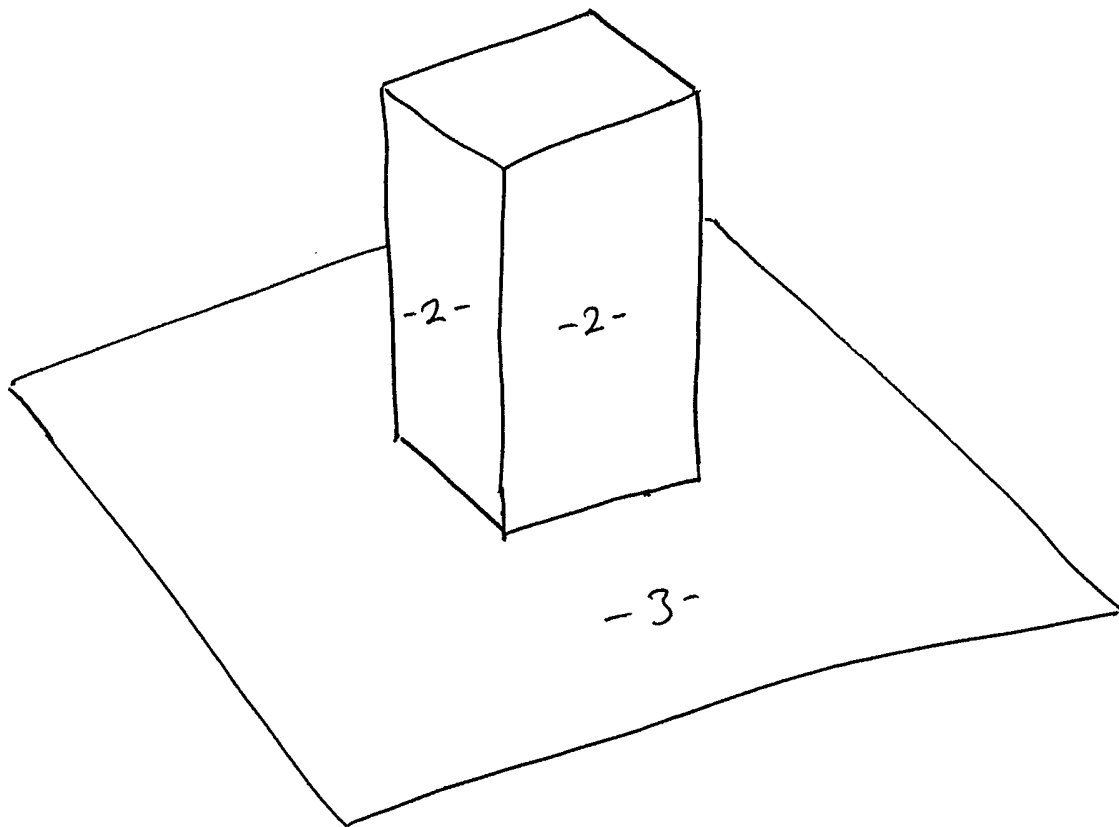


Fig 19

INTERNATIONAL SEARCH REPORT

International application No.
PCT/NZ03/00028

A. CLASSIFICATION OF SUBJECT MATTER		
Int. Cl. ⁷ : A63B 26/00		
According to International Patent Classification (IPC) or to both national classification and IPC		
B. FIELDS SEARCHED		
Minimum documentation searched (classification system followed by classification symbols)		
Documentation searched other than minimum documentation to the extent that such documents are included in the fields searched		
Electronic data base consulted during the international search (name of data base and, where practicable, search terms used) DWPI + keywords(velcro,hook & loop,shoe,boot,sock,hand,glove,exercise,stretch,realign,wall,floor etc.)		
C. DOCUMENTS CONSIDERED TO BE RELEVANT		
Category*	Citation of document, with indication, where appropriate, of the relevant passages	Relevant to claim No.
X	US 4457510 A1(PERTSCHUK) 3 July 1984 See figures.	19,22,23,27, 29,30,31
X	US 4591148 A1 (SLATER) 27 May 1986 See figures.	19,22,23,27, 29,30,31
X	US 5170574 A1 (WEISBRRICH) 15 December 1992 See figures.	27,30,31
<input checked="" type="checkbox"/> Further documents are listed in the continuation of Box C <input checked="" type="checkbox"/> See patent family annex		
* Special categories of cited documents:		
"A"	document defining the general state of the art which is not considered to be of particular relevance	"T" later document published after the international filing date or priority date and not in conflict with the application but cited to understand the principle or theory underlying the invention
"E"	earlier application or patent but published on or after the international filing date	"X" document of particular relevance; the claimed invention cannot be considered novel or cannot be considered to involve an inventive step when the document is taken alone
"L"	document which may throw doubts on priority claim(s) or which is cited to establish the publication date of another citation or other special reason (as specified)	"Y" document of particular relevance; the claimed invention cannot be considered to involve an inventive step when the document is combined with one or more other such documents, such combination being obvious to a person skilled in the art
"O"	document referring to an oral disclosure, use, exhibition or other means	"&" document member of the same patent family
"P"	document published prior to the international filing date but later than the priority date claimed	
Date of the actual completion of the international search 12 May 2003		Date of mailing of the international search report 16 MAY 2003
Name and mailing address of the ISA/AU AUSTRALIAN PATENT OFFICE PO BOX 200, WODEN ACT 2606, AUSTRALIA E-mail address: pct@ipaaustralia.gov.au Facsimile No. (02) 6285 3929		Authorized officer JONATHAN MILLS Telephone No : (02) 6283 2113

INTERNATIONAL SEARCH REPORT

International application No.
PCT/NZ03/00028

C (Continuation). DOCUMENTS CONSIDERED TO BE RELEVANT		
Category*	Citation of document, with indication, where appropriate, of the relevant passages	Relevant to claim No.
X	WO 98/42562 A1 (GAMBLE et al.) 1 October 1998 See figures.	27,30,31
X	US 6006358 A1 (KEATING) 28 December 1999 See figures.	26
E,X	US 6526591 B2 (LEUMI) 4 March 2003	26

INTERNATIONAL SEARCH REPORT

International application No.
PCT/NZ03/00028**Box I Observations where certain claims were found unsearchable (Continuation of item 2 of first sheet)**

This international search report has not been established in respect of certain claims under Article 17(2)(a) for the following reasons:

1. Claims Nos :
because they relate to subject matter not required to be searched by this Authority, namely:

2. Claims Nos :
because they relate to parts of the international application that do not comply with the prescribed requirements to such an extent that no meaningful international search can be carried out, specifically:

3. Claims Nos :
because they are dependent claims and are not drafted in accordance with the second and third sentences of Rule 6.4(a)

Box II Observations where unity of invention is lacking (Continuation of item 3 of first sheet)

This International Searching Authority found multiple inventions in this international application, as follows:

Please see extra sheet.

1. As all required additional search fees were timely paid by the applicant, this international search report covers all searchable claims
2. As all searchable claims could be searched without effort justifying an additional fee, this Authority did not invite payment of any additional fee.
3. As only some of the required additional search fees were timely paid by the applicant, this international search report covers only those claims for which fees were paid, specifically claims Nos.:

4. No required additional search fees were timely paid by the applicant. Consequently, this international search report is restricted to the invention first mentioned in the claims; it is covered by claims Nos.:

- Remark on Protest** The additional search fees were accompanied by the applicant's protest.
 No protest accompanied the payment of additional search fees.

Supplemental Box

(To be used when the space in any of Boxes I to VIII is not sufficient)

Continuation of Box No: II

The international application does not comply with the requirements of unity of invention because it does not relate to one invention or to a group of inventions so linked as to form a single general inventive concept. In coming to this conclusion the International Searching Authority has found that there are different inventions as follows:

1. Claims 1-25 and 28-32 are directed to exercise apparatus or means using hook and loop fastening on a wall and/or floor and complementary fastening on gloves and/or shoes. It is considered that this comprises a first "special technical feature".
2. Claim 26 relates only to gloves with a hook and loop fastening surface. It is considered that this comprises a second "special technical feature".
3. Claim 27 relates only to booties with a hook and loop fastening surface. It is considered that this comprises a third "special technical feature".

INTERNATIONAL SEARCH REPORT
Information on patent family members

International application No.
PCT/NZ03/00028

This Annex lists the known "A" publication level patent family members relating to the patent documents cited in the above-mentioned international search report. The Australian Patent Office is in no way liable for these particulars which are merely given for the purpose of information.

Patent Document Cited in Search Report		Patent Family Member	
US	4457510	NONE	
US	4591148	NONE	
US	5170574	NONE	
WO	9842562	US 6440526	AU 45295/97
US	6006358	NONE	
US	6526591	US 2002046420	US 2003024030
END OF ANNEX			