



US0D1069735S

(12) **United States Design Patent**
Yi

(10) **Patent No.:** **US D1,069,735 S**

(45) **Date of Patent:** **** Apr. 8, 2025**

(54) **REMOTE CONTROLLER FOR BIDET**

(71) Applicant: **INUS Co., Ltd.**

(72) Inventor: **Dal Won Yi**, Goyang-si (KR)

(73) Assignee: **INUS Co., Ltd.**, Asan-si (KR)

(**) Term: **15 Years**

(21) Appl. No.: **29/905,999**

(22) Filed: **Oct. 30, 2023**

(30) **Foreign Application Priority Data**

Oct. 17, 2023 (KR) 30-2023-0040435

(51) **LOC (15) Cl.** **14-03**

(52) **U.S. Cl.**

USPC **D13/168**

(58) **Field of Classification Search**

USPC D13/168; D14/215, 218

CPC G08C 19/00; G08C 19/12; G08C 19/28;

G08C 23/04; G08C 17/02; H04B 1/202;

H05B 47/10; H05B 47/19; H03J 9/00;

H03J 9/02; H03J 9/04; H03J 9/06; H03J

1/0025; H01H 9/0228; H01H 9/0235;

E03D 9/02; E03D 9/02208; E03D 9/08;

E03D 9/105

See application file for complete search history.

(56) **References Cited**

U.S. PATENT DOCUMENTS

D520,989 S * 5/2006 Miller D14/218

D578,109 S * 10/2008 Han D14/215

D605,177 S * 12/2009 Madonna D14/218

D626,535 S * 11/2010 Kim D14/218

D641,729 S * 7/2011 Hao D14/215

D714,762 S * 10/2014 O'Neil D14/218

D752,555 S * 3/2016 Langhammer D14/218

D763,830 S * 8/2016 Jones D14/218

D855,585 S * 8/2019 Jeong D14/218

D941,814 S * 1/2022 Kim D13/168

D962,190 S * 8/2022 Du D14/149

D973,607 S * 12/2022 Jo D13/168

D973,608 S * 12/2022 Jo D13/168

2006/0076220 A1 * 4/2006 Fukaya E03C 1/055

200/6 A

2018/0245321 A1 * 8/2018 Shimasaki H05K 5/0017

2019/0169829 A1 * 6/2019 Morioka E03D 9/08

2020/0284014 A1 * 9/2020 Yamasaki H01H 9/0235

2022/0154441 A1 * 5/2022 Song A47K 10/48

OTHER PUBLICATIONS

Amazon.com, Replacement Remote Control for Toto Washlet Bidet Toilet Seat TCF892GE, Dec. 23, 2023, 2 pgs.*

* cited by examiner

Primary Examiner — Selina Sikder

(74) *Attorney, Agent, or Firm* — Goldilocks Zone IP Law

(57) **CLAIM**

CLAIM

The ornamental design for a remote controller for bidet, as shown and described.

DESCRIPTION

FIG. 1 is a perspective view of a remote controller for bidet, showing our new design;

FIG. 2 is a front view thereof;

FIG. 3 is a rear view thereof;

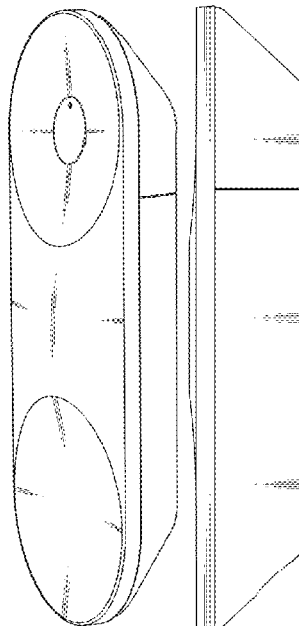
FIG. 4 is a left-side view thereof;

FIG. 5 is a right-side view thereof;

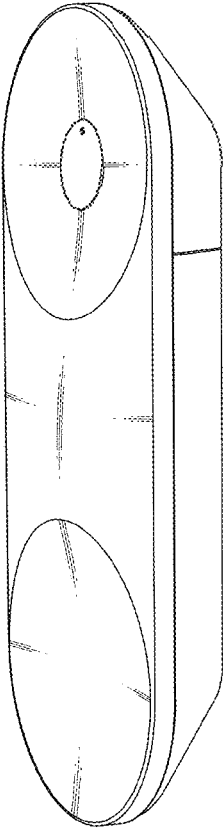
FIG. 6 is a top plan view thereof; and,

FIG. 7 is a bottom plan view thereof.

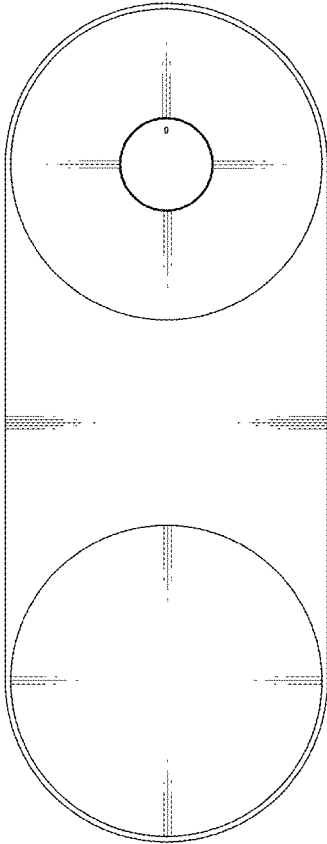
1 Claim, 7 Drawing Sheets



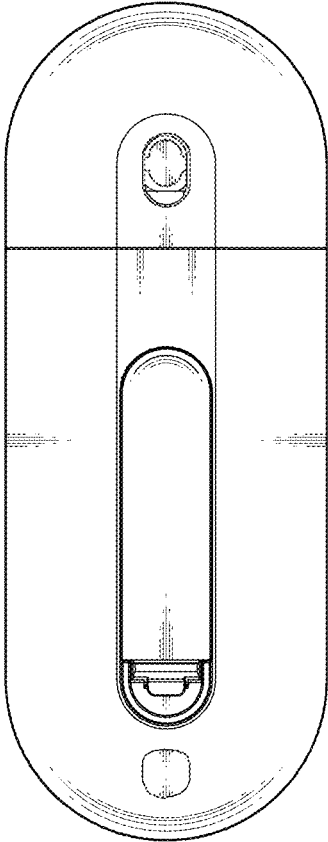
[FIG.1]




[FIG.2]




[FIG.3]



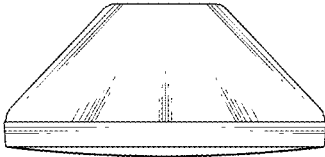
[FIG.4]



[FIG.5]



[FIG.6]



[FIG.7]

