



US00D559682S

(12) **United States Design Patent**  
**Meeker et al.**

(10) **Patent No.:** **US D559,682 S**

(45) **Date of Patent:** **\*\* Jan. 15, 2008**

(54) **DISPENSER**

(75) Inventors: **Shane Edwin Meeker**, South Lebanon, OH (US); **Bradley Wayne Daubenspeck**, West Chester, OH (US); **Richard Miles**, London (GB); **Kam Young**, London (GB)

(73) Assignee: **The Procter & Gamble Company**, Cincinnati, OH (US)

(\*\*) Term: **14 Years**

(21) Appl. No.: **29/232,509**

(22) Filed: **Jun. 20, 2005**

(51) **LOC (8) Cl.** ..... **09-07**

(52) **U.S. Cl.** ..... **D9/448**

(58) **Field of Classification Search** ..... D9/682-694, D9/563, 564, 549-558, 417, 447-450; 222/153.14, 222/321.7, 321.8, 321.9, 372, 373, 383.1, 222/384-386, 401, 402, 402.1, 402.11, 402.12, 222/631, 635; 215/382-384; 220/669, 675  
See application file for complete search history.

(56) **References Cited**

**U.S. PATENT DOCUMENTS**

D198,547 S *	6/1964	Vuilleminot .....	D9/448
D210,701 S *	4/1968	Coons .....	D9/448
4,412,634 A *	11/1983	Bennett .....	222/519
4,878,604 A *	11/1989	Barriac .....	222/209
5,289,952 A *	3/1994	Gueret .....	222/190
5,826,751 A *	10/1998	Stahley et al. ....	222/92
D439,150 S *	3/2001	Gonda et al. ....	D9/682
D471,105 S *	3/2003	Gonzalez Fernandez .....	D9/448
D476,558 S *	7/2003	Cho et al. ....	D9/685
D478,273 S *	8/2003	Derman .....	D9/691
D481,305 S *	10/2003	Walters et al. ....	D9/685

D489,970 S	5/2004	Nelson et al.	
D499,966 S *	12/2004	Arminak .....	D9/448
D507,493 S	7/2005	Nelson et al.	
D508,412 S *	8/2005	LeBlond .....	D9/694
D524,639 S *	7/2006	Paas et al. ....	D9/686
D528,418 S *	9/2006	Kuo .....	D9/448
D528,913 S *	9/2006	Penfold et al. ....	D9/448
7,124,914 B2 *	10/2006	Foster et al. ....	222/137
2004/0222246 A1 *	11/2004	Bates et al. ....	222/402.15
2006/0186139 A1 *	8/2006	Laidler et al. ....	222/207

**FOREIGN PATENT DOCUMENTS**

WO WO 2004/099029 A2 11/2004

\* cited by examiner

*Primary Examiner*—Catherine Tuttle

(74) *Attorney, Agent, or Firm*—Julia A. Glazer; Kim William Zerby; Steve Miller

(57) **CLAIM**

The ornamental design for a dispenser, as shown and described.

**DESCRIPTION**

FIG. 1 is a perspective view of the dispenser showing our new design;

FIG. 2 is a front view thereof;

FIG. 3 is a rear view thereof;


FIG. 4 is a side view thereof;

FIG. 5 is a top view thereof; and,

FIG. 6 is a bottom view thereof.

The broken lines are included for the purpose of illustrating portions of the dispenser that form no part of the claimed design.

**1 Claim, 3 Drawing Sheets**



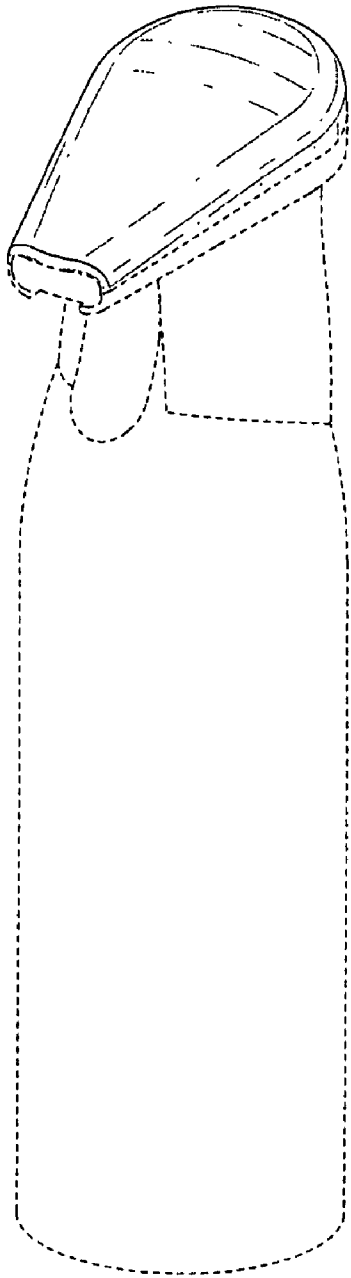


Fig. 1




Fig. 2




Fig. 3

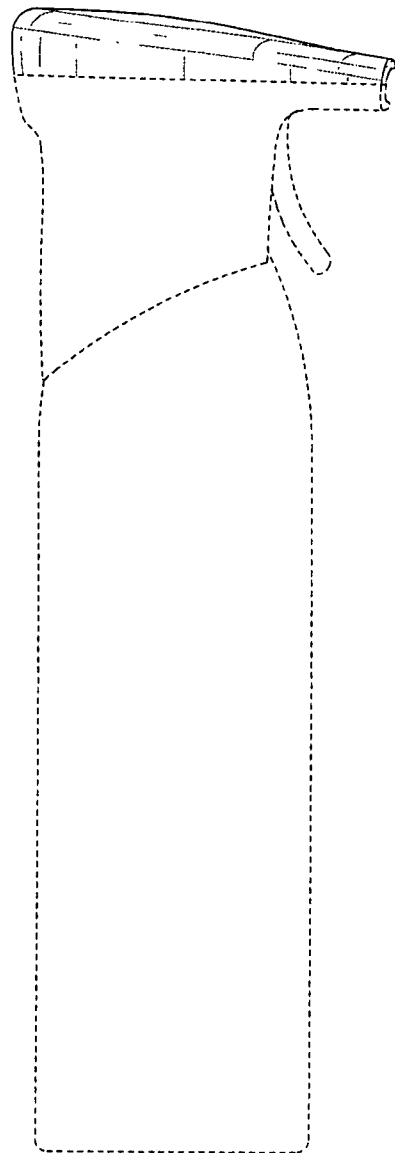


Fig. 4

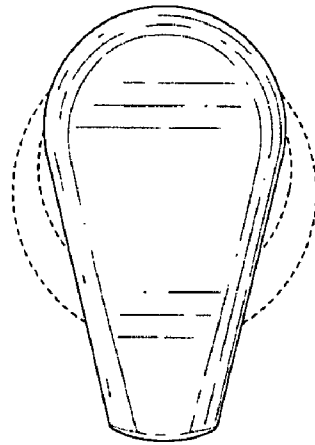


Fig. 5

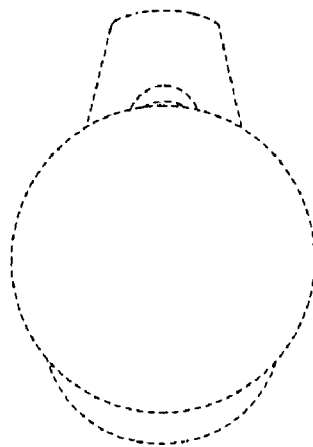


Fig. 6