



US00D342667S

United States Patent [19] Sheehan, Jr.

[11] Patent Number: **Des. 342,667**

[45] Date of Patent: **** Dec. 28, 1993**

[54] **CASTER BOOT**

[76] Inventor: **John J. Sheehan, Jr.**, 22 Fairview Ave., Pembroke, Mass. 02359

[**] Term: **14 Years**

[21] Appl. No.: **875,148**

[22] Filed: **Apr. 29, 1992**

[52] U.S. Cl. **D8/375**

[58] Field of Search **D8/375; 16/18 CG, 29**

[56] **References Cited**

U.S. PATENT DOCUMENTS

D. 27,547	8/1897	Crouch	D8/375
D. 58,751	8/1921	Herold	D8/375
4,897,895	2/1990	Wang	16/29 XR
5,136,751	8/1992	Coyne et al.	16/29

OTHER PUBLICATIONS

Payson Casters, p. 64, Jul. 5, 1988, bracket assemblies, located at top right side.

Primary Examiner—Wallace R. Burke

Assistant Examiner—H. Baynham

Attorney, Agent, or Firm—John P. McGonagle

[57] **CLAIM**

The ornamental design for a caster boot, as shown and described.

DESCRIPTION

FIG. 1 is a perspective view of caster boot showing my new design;

FIG. 2 is a top plan view thereof;

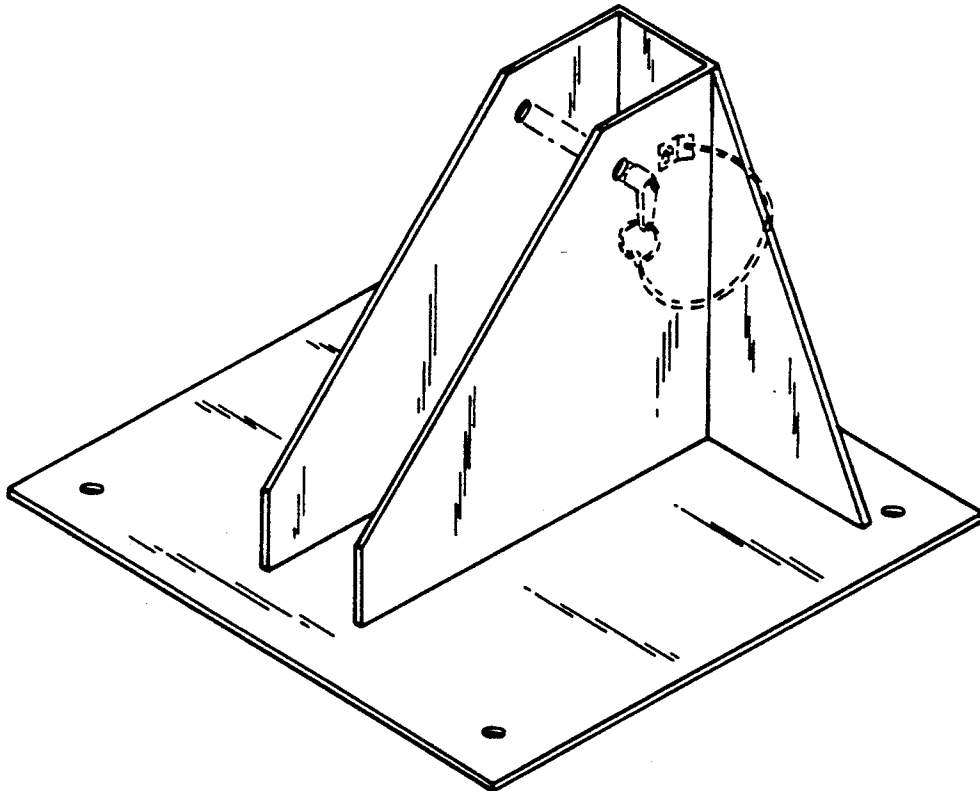
FIG. 3 is a bottom plan view thereof;

FIG. 4 is a right side elevation thereof, the left side elevation being a mirror image thereof;

FIG. 5 is a front elevation thereof; and,

FIG. 6 is a rear elevation thereof.

The broken line showing of a latch is for illustrative purposes only and forms no part of the claimed design.



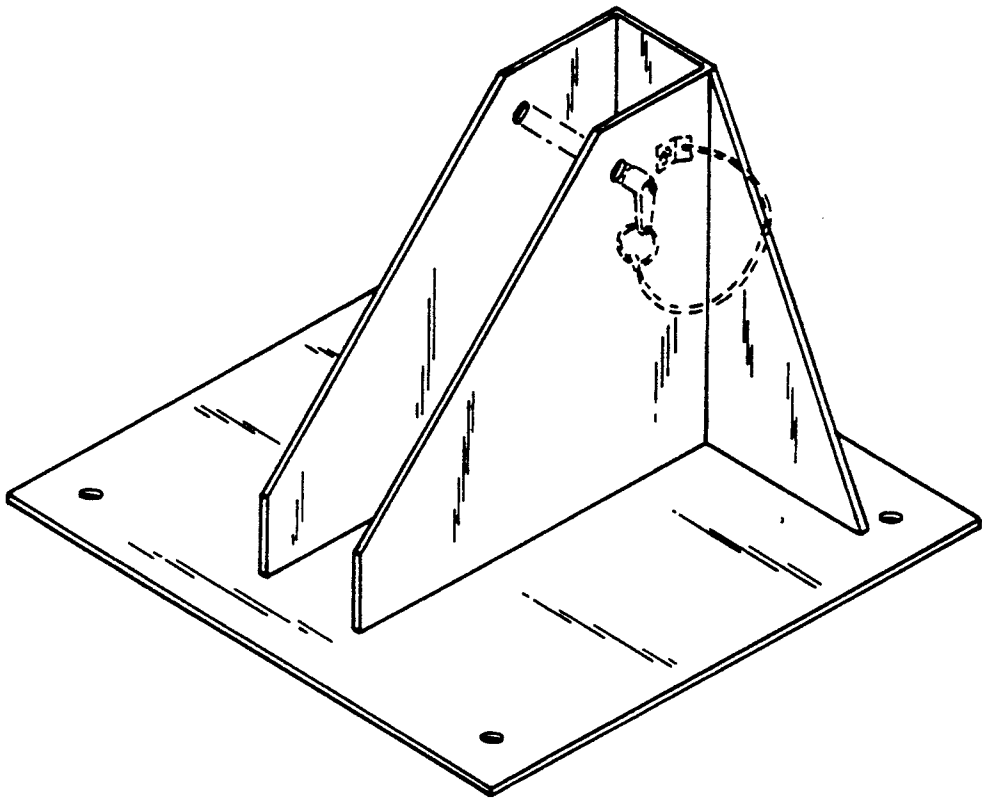


FIG. 1

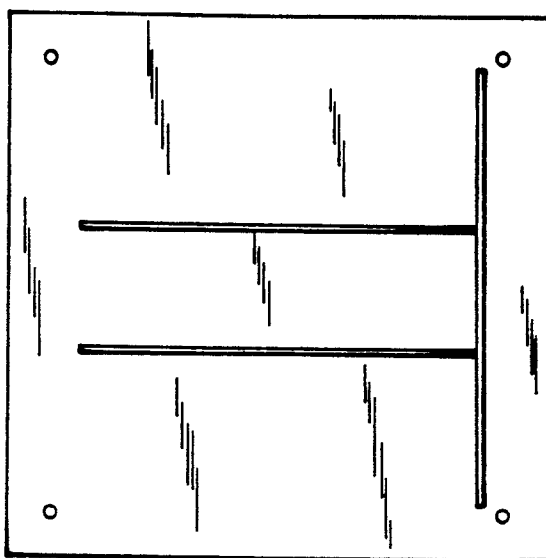


FIG. 2

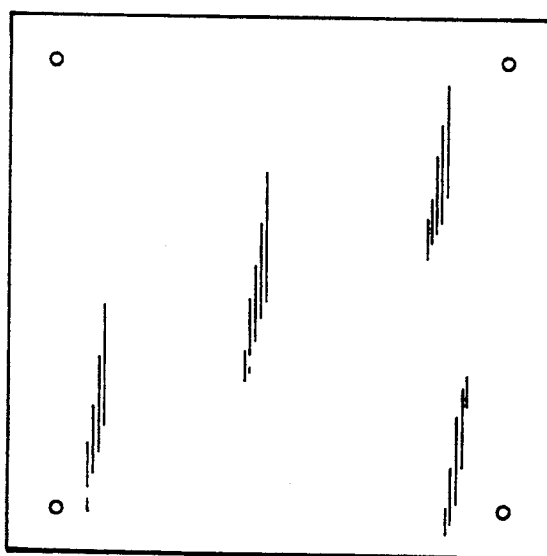


FIG. 3

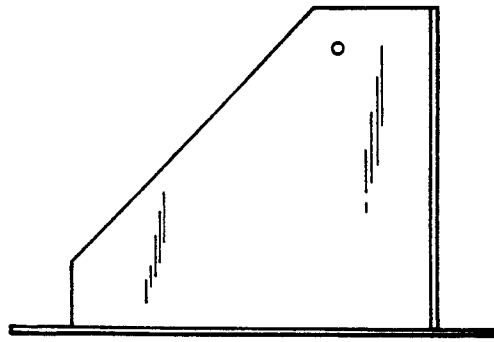


FIG. 4

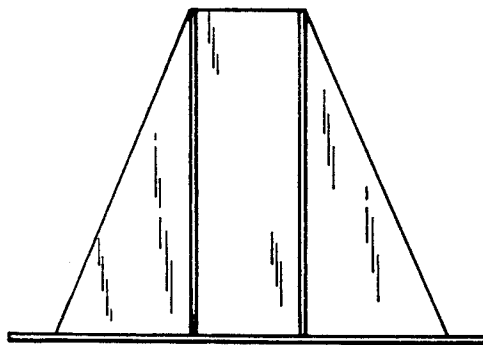


FIG. 5

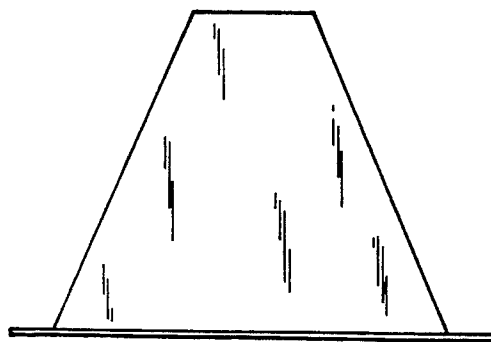


FIG. 6