



US00D366305S

United States Patent [19]

[11] Patent Number: Des. 366,305

Roehler

[45] Date of Patent: **Jan. 16, 1996

[54] **DOME SCREENED TENT**

[76] Inventor: **Marcia A. Roehler**, 4025-120th St.,
Estherville, Iowa 51334

[**] Term: **14 Years**

[21] Appl. No.: **26,344**

[22] Filed: **Jul. 25, 1994**

[52] U.S. Cl. **D21/253**

[58] Field of Search D21/253; D25/16,
D25/19; 135/124, 125, 126, 20.2, 901;
52/2.18

[56] **References Cited**

U.S. PATENT DOCUMENTS

D. 252,582	8/1979	Rain	D21/253
D. 271,123	10/1983	Jutrus	D21/253
D. 332,294	1/1993	Cantwell	.	
D. 352,328	11/1994	Boyd	D21/253
3,999,337	12/1976	Tomassetti, Jr. et al.	D25/19
4,556,391	12/1985	Tardivel et al.	135/125
4,796,649	1/1989	Tolomay	135/901

4,876,829	10/1989	Mattick	135/125
4,981,387	1/1991	Younjae	.	
5,007,212	4/1991	Fritts et al.	52/2.18
5,117,852	6/1992	Bryant	.	
5,197,504	3/1993	Howe	.	
5,205,089	4/1993	Cunningham	.	

Primary Examiner—Prabhakar G. Deshmukh

Assistant Examiner—R. Barkai

[57] **CLAIM**

The ornamental design for the dome screened tent, as shown and described.

DESCRIPTION

FIG. 1 is a front elevational view of the dome screened tent showing my new design;

FIG. 2 is a rear elevational view thereof;

FIG. 3 is a left side elevational view thereof;

FIG. 4 is a right side elevational view thereof;

FIG. 5 is a top plan view thereof; and,

FIG. 6 is a bottom plan view thereof.

1 Claim, 3 Drawing Sheets

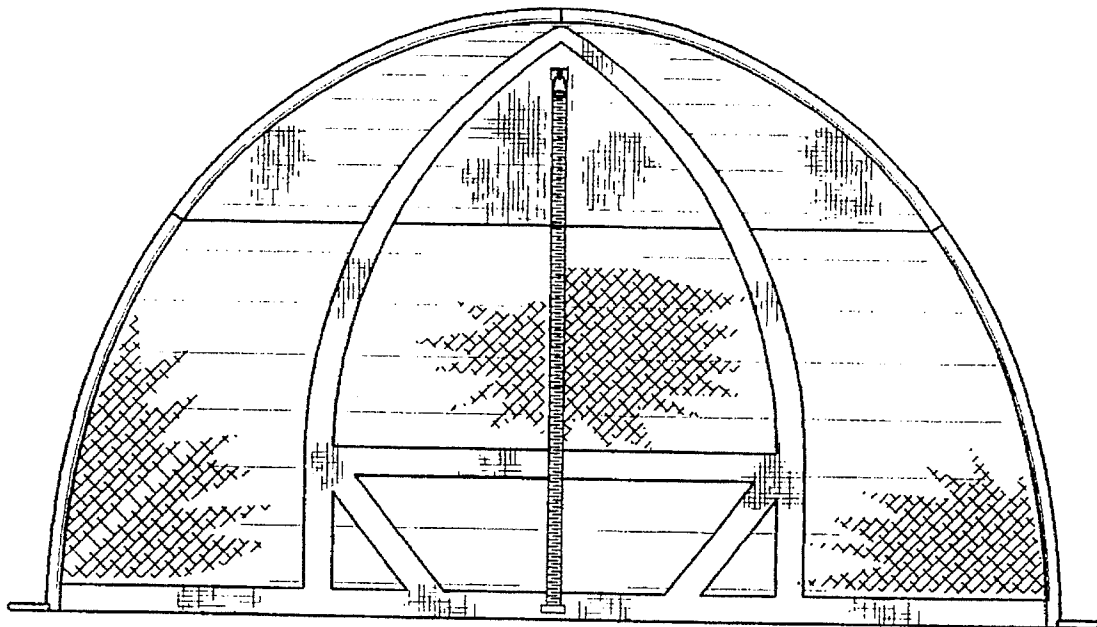


FIG. 1

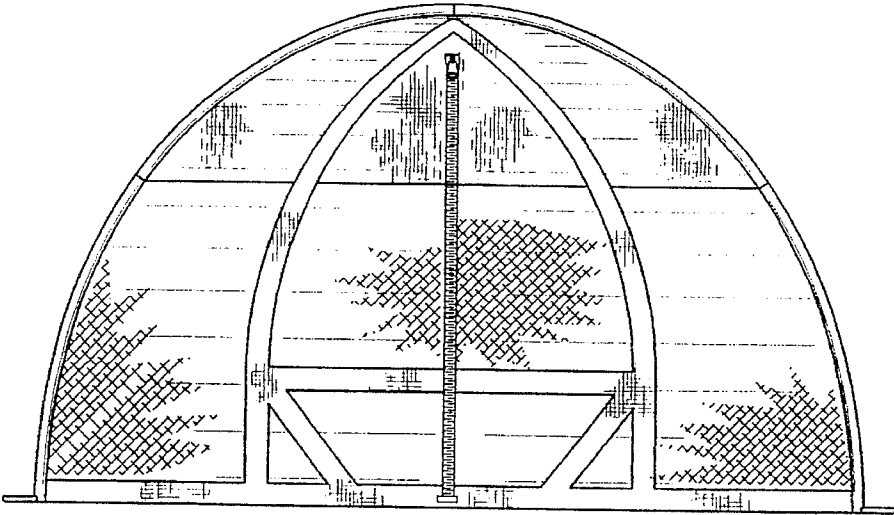


FIG. 2

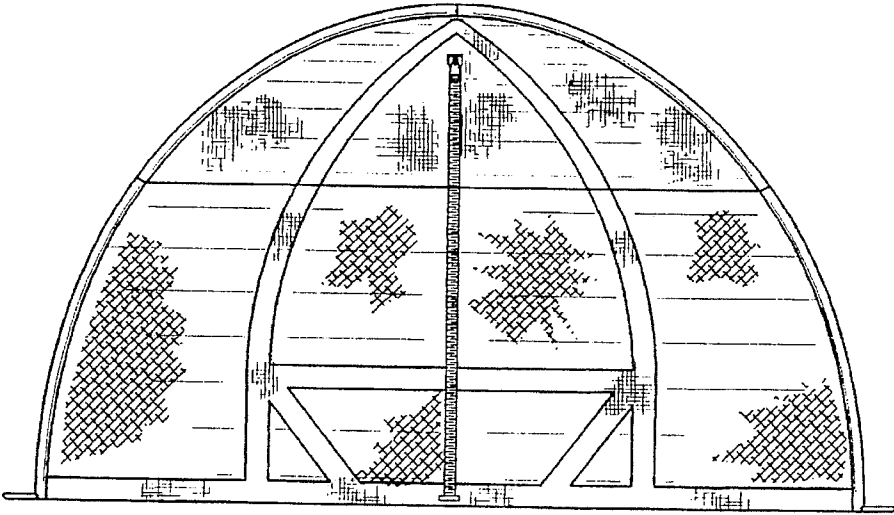


FIG. 3

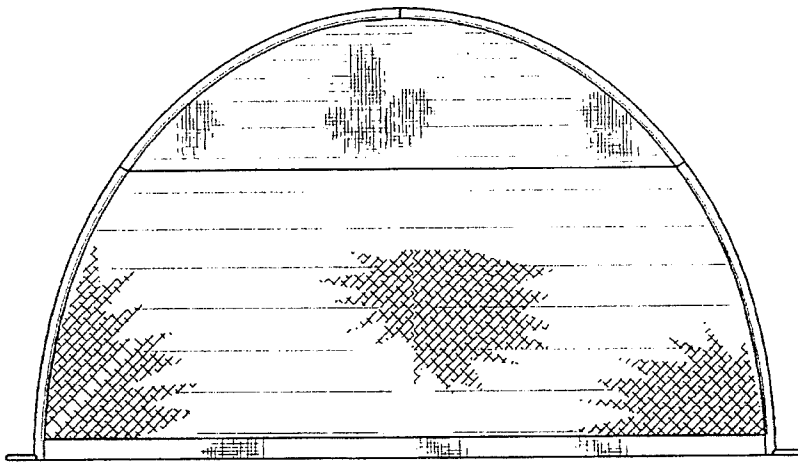


FIG. 4

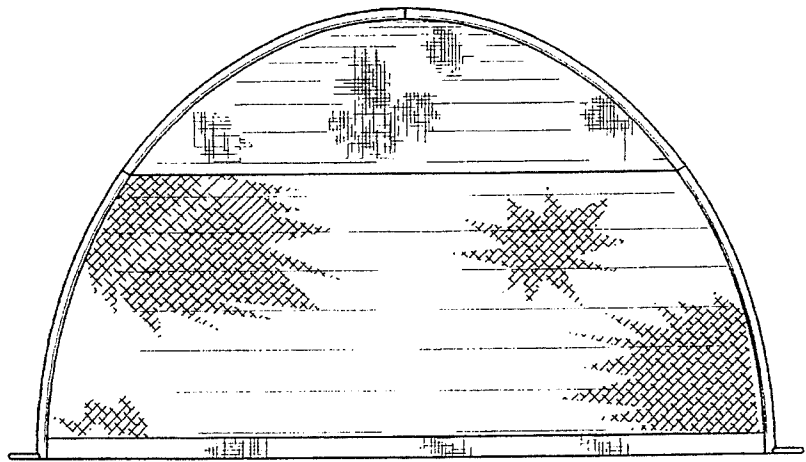


FIG. 5

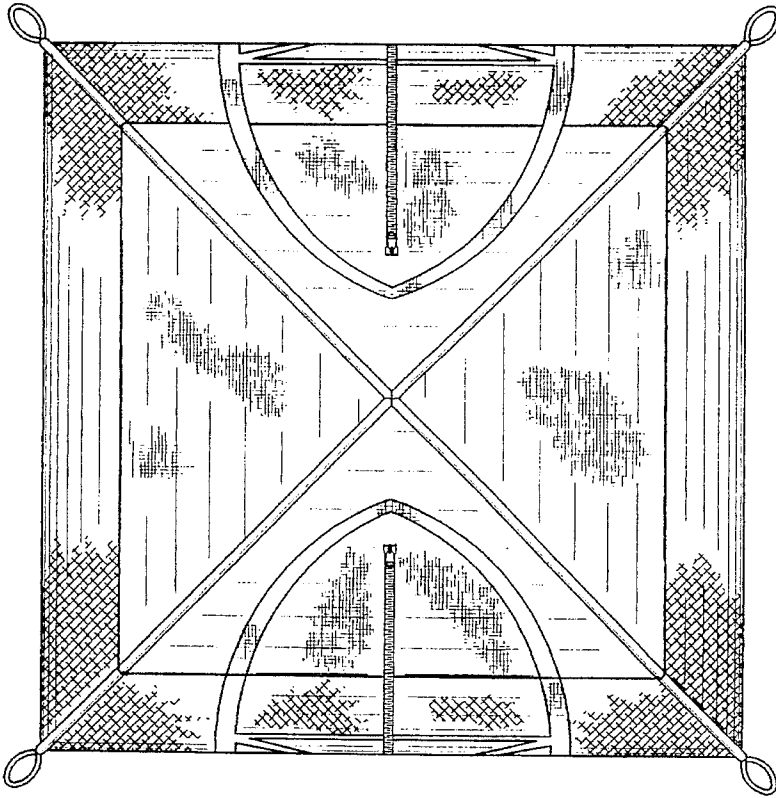


FIG. 6

