

[54] TOY BUILDING ELEMENT

[75] Inventors: Ib T. Skov; Erling T. Dideriksen, both of Billund, Denmark

[73] Assignee: Interlego A.G., Switzerland

[**] Term: 14 Years

[21] Appl. No.: 443,238

[22] Filed: Nov. 29, 1989

[52] U.S. Cl. D21/108

[58] Field of Search D21/108, 118, 120, 141; D8/14, 47, 88; 446/85, 86, 102, 103, 104, 108, 110, 114, 115, 116, 118, 120, 122, 128, 124, 125

[56] References Cited

U.S. PATENT DOCUMENTS

D. 285,101	8/1986	Nakata	D21/108
D. 295,541	5/1988	Knudsen	D21/108
D. 295,645	5/1988	Knudsen	D21/108
D. 295,647	5/1988	Knudsen	D21/108
D. 295,648	5/1988	Knudsen	D21/108

D. 304,046	10/1989	Knudsen	D21/108
D. 304,468	11/1989	Dideriksen	D21/108
3,034,254	5/1962	Christiansen	D21/108

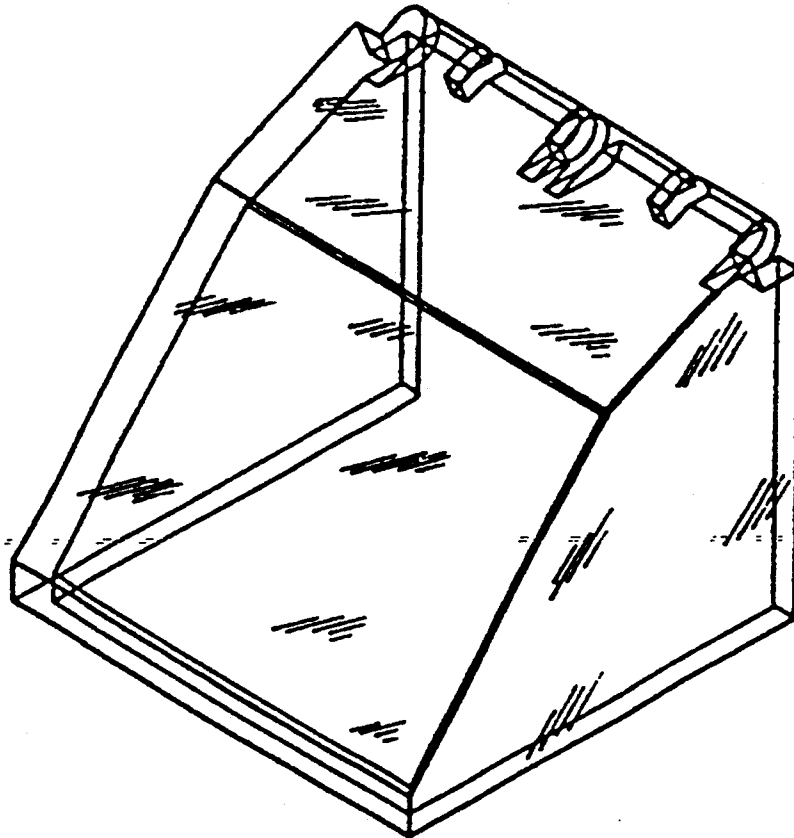
Primary Examiner—Charles A. Rademaker
Assistant Examiner—R. Barkai
Attorney, Agent, or Firm—Kane, Dalsimer, Sullivan, Kurucz, Levy, Eisele and Richard

[57] CLAIM

The ornamental design for a toy building element, as shown and described.

DESCRIPTION

FIG. 1 is a top perspective view of a toy building element showing our new design;
FIG. 2 is a bottom perspective view thereof;
FIG. 3 is a front elevational view thereof;
FIG. 4 is a side elevational view thereof, the side opposite being substantially a mirror image;
FIG. 5 is a rear elevational view thereof;
FIG. 6 is a top plan view thereof; and,
FIG. 7 is a bottom plan view thereof.



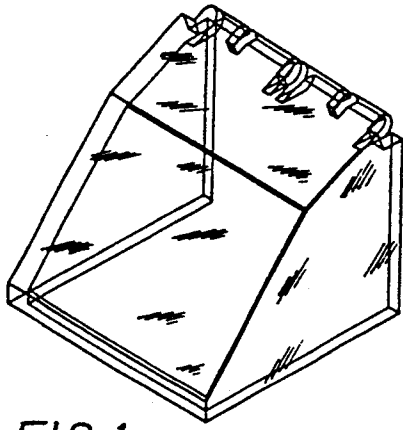


FIG. 1

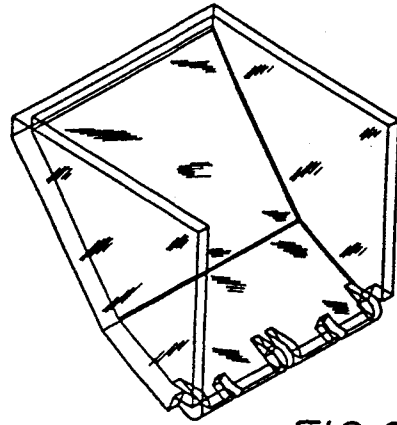


FIG. 2

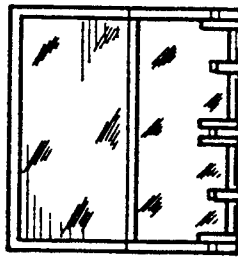


FIG. 7

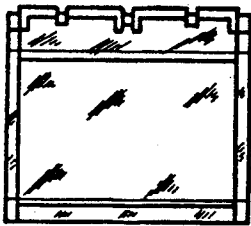


FIG. 5




FIG. 4

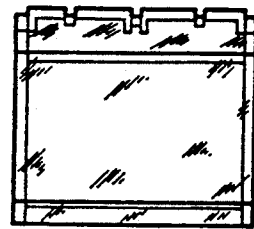


FIG. 3

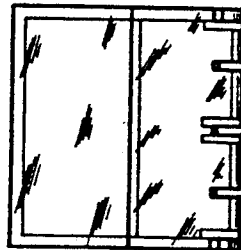


FIG. 6