



US00D844003S

(12) **United States Design Patent**
Lai

(10) **Patent No.:** **US D844,003 S**

(45) **Date of Patent:** **** Mar. 26, 2019**

(54) **AUGMENTED REALITY GAME GUN**

D521,568 S *	5/2006	Hussaini	D14/418
7,632,187 B1 *	12/2009	Farley	A63F 9/02 434/11
D678,452 S *	3/2013	Baldwin	D22/103
D702,794 S *	4/2014	Chow	D22/104

(71) Applicant: **YueYang Super Global Industrial Co., Ltd.**, Yueyang, Hunan Province (CN)

(72) Inventor: **Guohuang Lai**, Yueyang (CN)

(**) Term: **15 Years**

(21) Appl. No.: **29/627,628**

(22) Filed: **Nov. 28, 2017**

(51) **LOC (11) Cl.** **21-01**

(52) **U.S. Cl.**

USPC **D14/418**; D21/333; D21/574; D22/104

(58) **Field of Classification Search**

USPC D14/400-418, 426-431, 454-455, 203.3,
D14/218, 300, 356, 383, 388, 399, 432,
D14/358; D21/331, 333, 566, 572-574,
D21/324, 328; D22/100, 103-105;
D13/162, 162.1, 168; D10/78, 98, 103

CPC .. A63F 9/02; A63F 9/24; A63F 9/0291; A63F
9/0252; A63F 13/00; A63H 5/04; F41J
5/02

See application file for complete search history.

(56) **References Cited**

U.S. PATENT DOCUMENTS

D192,474 S *	3/1962	Benkoe	D21/574
4,586,715 A *	5/1986	Scolari	A63H 5/04 273/DIG. 24
5,741,185 A *	4/1998	Kwan	A63F 9/0291 434/22
D418,177 S *	12/1999	Lebensfeld	D21/574
D436,108 S *	1/2001	Lee	D14/418
6,261,180 B1 *	7/2001	Lebensfeld	A63F 9/0291 463/49
D449,354 S *	10/2001	Hornsby	D21/574
D449,659 S *	10/2001	Hornsby	D21/574
D508,277 S *	8/2005	Cerovic	D21/574

OTHER PUBLICATIONS

Var Park 4D AR Magic Game Gun, YouTube online, post date Dec. 3, 2017, <URL: <https://www.youtube.com/watch?v=ApcUreiPIHw>>, retrieved Nov. 21, 2018.*

* cited by examiner

Primary Examiner — Jeffrey D Asch

Assistant Examiner — Rebekah A Caruso

(74) *Attorney, Agent, or Firm* — Novoclaims Patent Services LLC; Mei Lin Wong

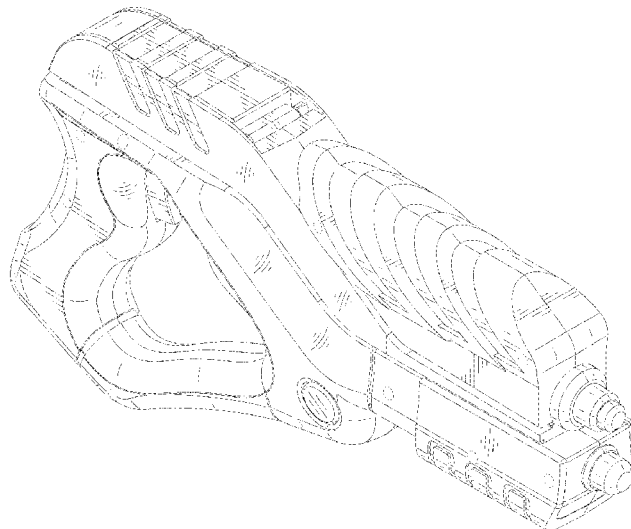
(57) **CLAIM**

The ornamental design for an augmented reality game gun, as shown and described.

DESCRIPTION

FIG. 1 is a front perspective view of an augmented reality game gun showing my new design;
 FIG. 2 is a rear perspective view thereof;
 FIG. 3 is a front view thereof;
 FIG. 4 is a rear view thereof;
 FIG. 5 is a left side view thereof;
 FIG. 6 is a right side view thereof;
 FIG. 7 is a top view thereof; and,
 FIG. 8 is a bottom view thereof.
 The broken lines depict environmental structure that forms no part of the claimed design.

1 Claim, 8 Drawing Sheets



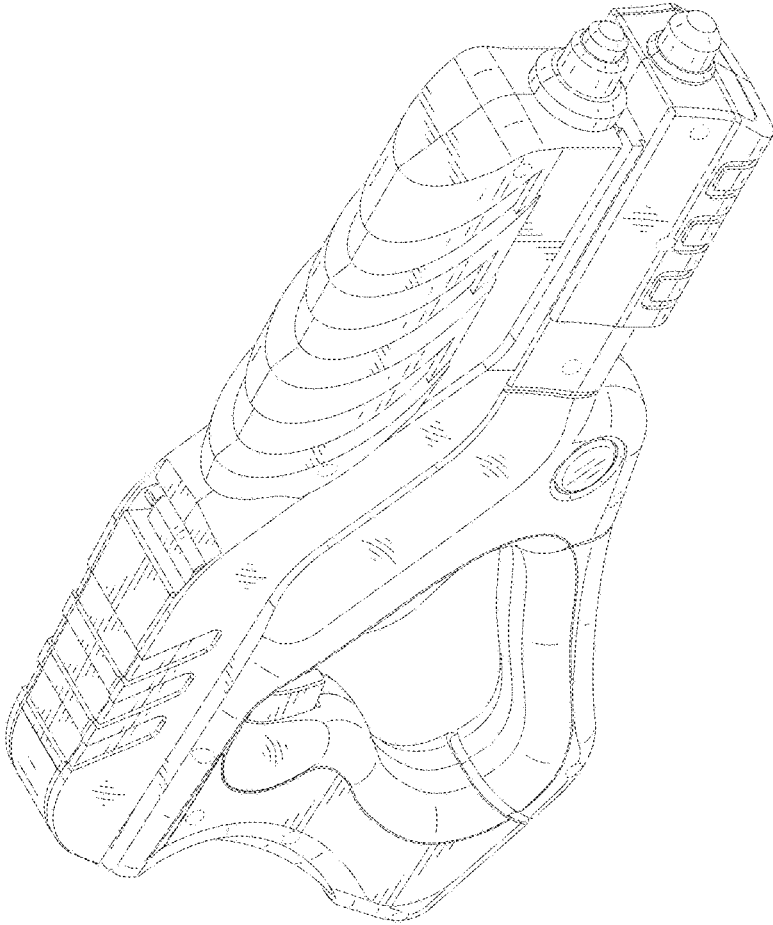


FIG.1

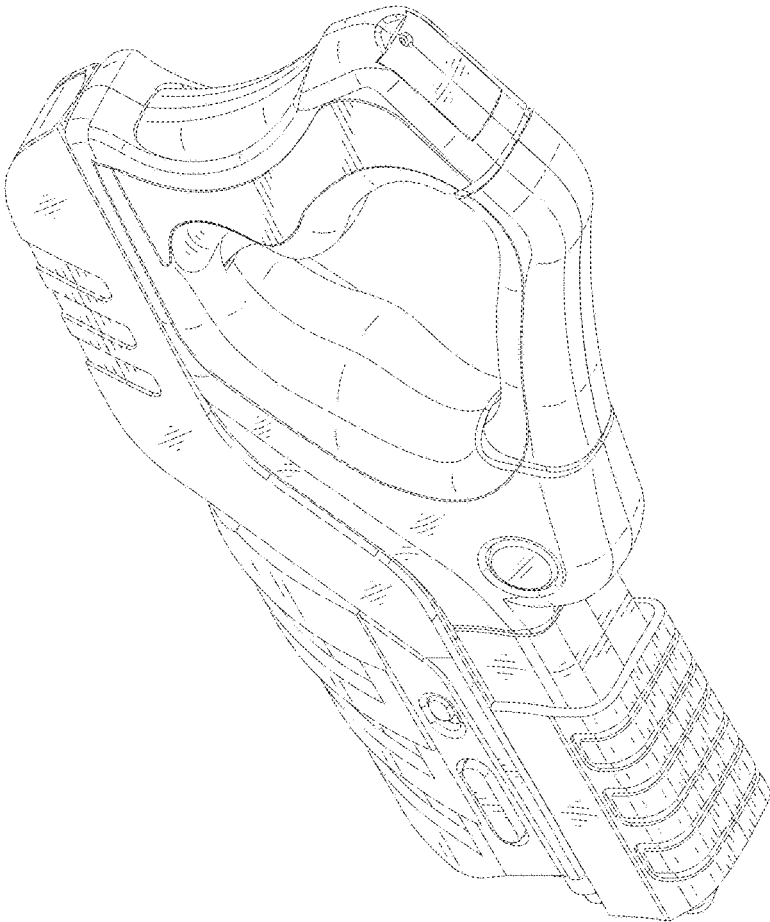


FIG.2

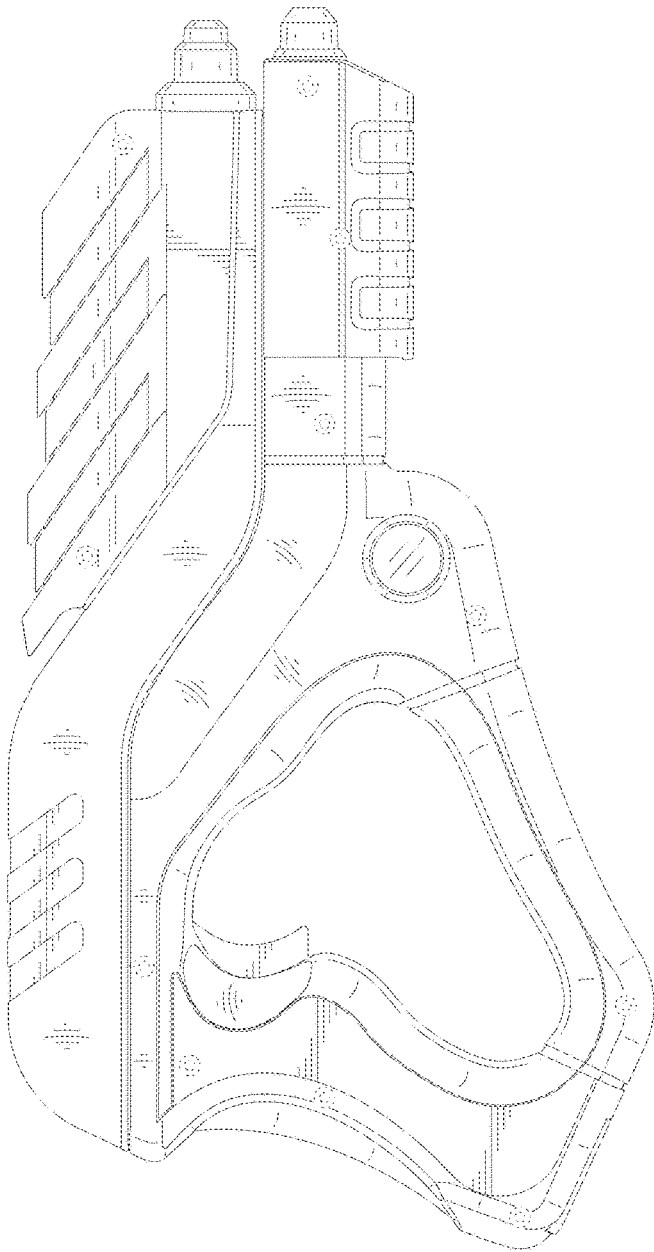


FIG.3

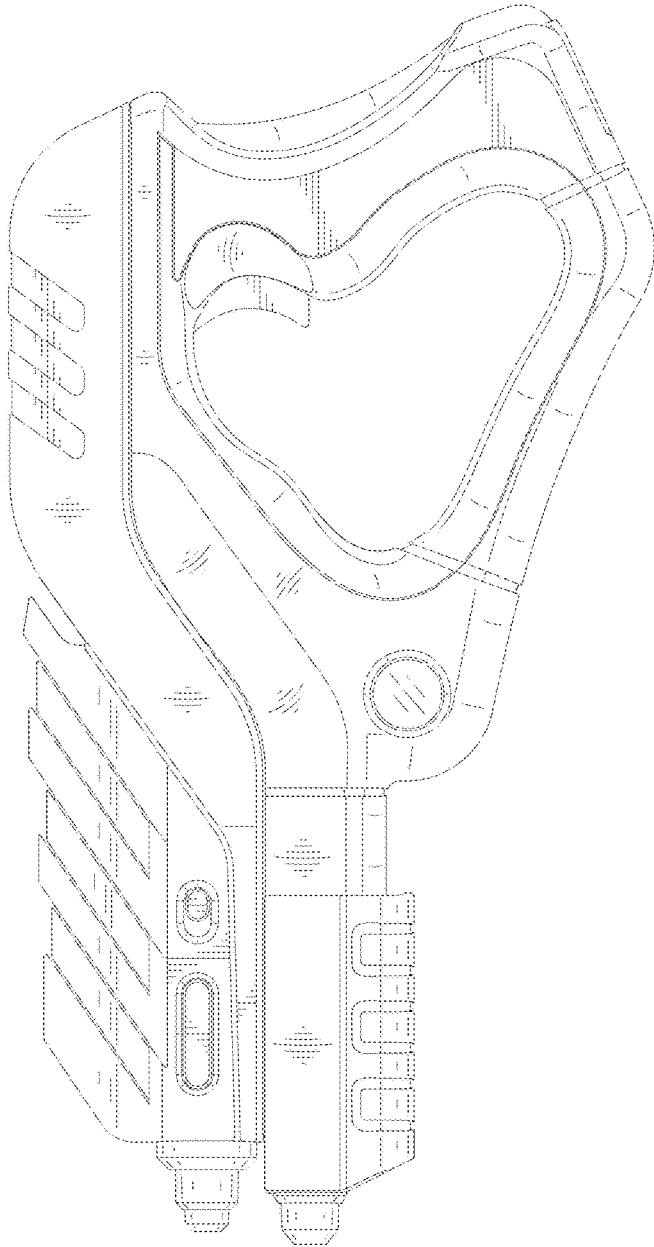


FIG.4

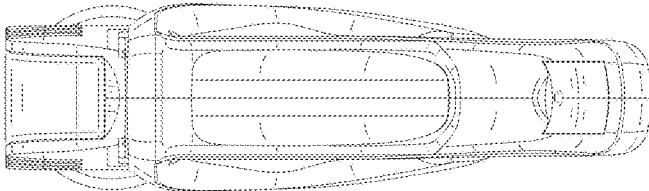


FIG.5

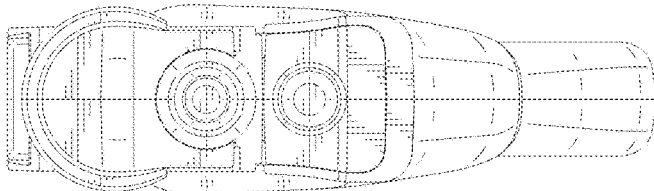


FIG.6

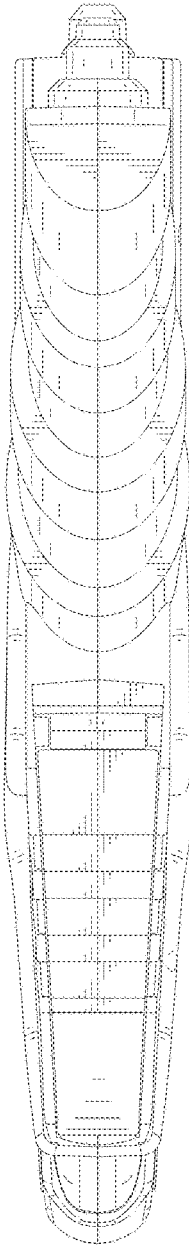


FIG.7

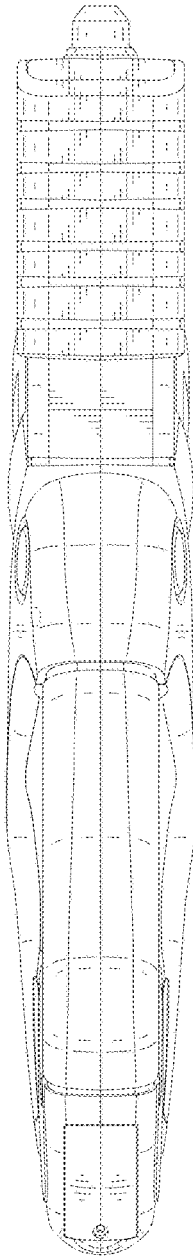


FIG.8