

No. 733,214.

PATENTED JULY 7, 1903.

H. KARPENSTEIN.
WELT KNIFE.

APPLICATION FILED MAR. 9, 1903.

NO MODEL.

Fig. 1.

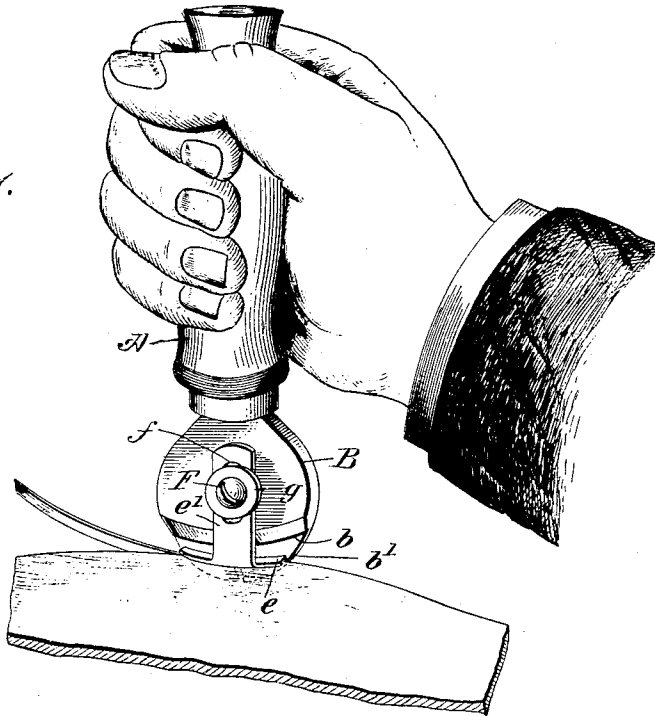


Fig. 2.

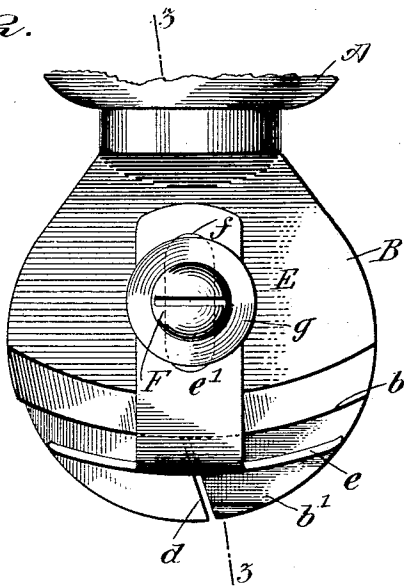
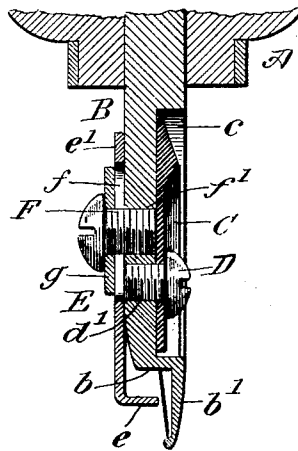


Fig. 3.



WITNESSES:

G. M. Naylor.
A. J. Berchard.

INVENTOR

Henry Karpenstein

BY *Munn & Co.*

ATTORNEYS.

UNITED STATES PATENT OFFICE.

HENRY KARPENSTEIN, OF NEW YORK, N. Y.

WELT-KNIFE.

SPECIFICATION forming part of Letters Patent No. 733,214, dated July 7, 1903.

Application filed March 9, 1903. Serial No. 146,927. (No model.)

To all whom it may concern:

Be it known that I, HENRY KARPENSTEIN, a citizen of the United States, and a resident of the city of New York, borough of Brooklyn, in the county of Kings and State of New York, have invented new and useful Improvements in Welt-Knives, of which the following is a full, clear, and exact description.

My invention relates to improvements in leather-knives designed for use by shoemakers in cutting the welts of boots or shoes, although it may be used generally in the art of leather-cutting.

The object that I have in view is to provide an improved knife which embodies means for regulating the depth that the blade may cut into the leather, thus placing the knife more thoroughly under the control of the operator and preventing said knife from injuring the leather or the article by accidental slipping of the tool.

Further objects and advantages of the invention will appear in the course of the subjoined description, and the novelty will be defined by the annexed claims.

Reference is to be had to the accompanying drawings, forming a part of this specification, in which similar characters of reference indicate corresponding parts in all the figures.

Figure 1 is a perspective view illustrating one method of using the improved knife. Fig. 2 is an enlarged view, in side elevation, of the knife-head equipped with an improved gage of my invention; and Fig. 3 is a vertical section taken in the plane of the dotted line 3 3 of Fig. 2.

A designates a handle of any suitable construction, and B is a knife-head fastened in a secure way to the handle. This knife-head is provided with an active lower edge *b*, from which extends a lip *b'*, and in one face of the knife-head is formed a recess or socket *c*, adapted to receive a knife or blade C, the latter being provided with a radial cutting edge *d*, which extends alongside the lip *b'* of the knife-head. The cutter or blade C is clamped securely in the recess of the knife-head by a headed screw D, which is screwed into a threaded socket *d'* in the knife-head. The edge *d* of the knife-head is formed by remov-

ing a portion of the head at the other edge thereof, thereby forming the shoulder *b*, as shown more clearly by Fig. 2.

The important feature of my invention resides in a gage which is applied to the knife-head on the opposite side from the cutter C and has a member thereof disposed in advance of the shoulder or edge *b*. This gage is indicated in its entirety by the letter E, and it consists of a plate *e* and a shank *e'*, said plate being arranged at right angles to the shank and made in one piece therewith. The blade exceeds the width of the shank, and it is curved longitudinally to conform to the curvature of the shoulder or edge *b*, as shown by Fig. 2. The shank *e'* rests firmly against one side of the knife-head B, and said shank has a longitudinal slot *f*. Over the slotted part of the shank is fitted a washer *g*, and through said washer and the slotted shank passes a headed clamping-screw F, the latter being screwed into a threaded opening *f'*, which is provided in the knife-head at one side of the opening *d'*, which receives the clamping-screw D of the blade C. The shank of the gage is clamped adjustably to the knife-head, and the inwardly-extending plate *e* of the gage may thus be secured in parallel relation to the shoulder *b* and at variable distances therefrom.

In using the tool it is adjusted for the plate *e* of the gage to ride on the face of the leather which it is desired to cut, and the lip *b'* of the knife-head is adapted to ride against an edge of the leather. This position of the tool brings the radial cutting edge *d* of the blade in position to cut or trim the edge of the leather, and by drawing the tool along the work the edge will cut the leather to the depth regulated by the plate *e* of the gage. It is evident that the position of the gage on the knife-head may be changed to regulate the depth of the cut made by the blade, and the gage may be held so firmly in place on the knife-head that it cannot be displaced by pressure applied to the tool.

It will be observed that the gage is simple in construction and cheap of manufacture, because it is made from a single piece of metal, and this gage is clamped on the knife-head

independently of the attachment of the blade C thereto, thus making provision for the independent adjustment of the gage and blade.

5 Having thus described my invention, I claim as new and desire to secure by Letters Patent—

1. A welt-cutting knife comprising a head having a shoulder and a lip which lies at an angle to said shoulder, a knife fastened to the head and provided with a radial cutting edge disposed adjacent to the lip, and a gage having a face-plate and a shank, said shank being secured to the head and the gage-plate being presented edgewise to the lip and 15 the radial cutting edge; said gage-plate be-

ing presented in opposing relation to the shoulder and adjustable laterally to variable positions relatively thereto.

2. In a welt-cutting knife, a gage consisting of a plate and a shank, said shank lying 20 in a plane substantially at right angles to the plate and formed with a longitudinally-curved riding face on its outer side.

In testimony whereof I have signed my name to this specification in the presence of 25 two subscribing witnesses.

HENRY KARPENSTEIN. [L. s.]

Witnesses:

L. C. THOMPSON,
LOUIS SCHAFFNER.