



(12) **United States Design Patent**
Streng

(10) **Patent No.:** **US D810,896 S**
(45) **Date of Patent:** **** Feb. 20, 2018**

- (54) **SINK**
- (71) Applicant: **Zurn Industries, LLC**, Milwaukee, WI (US)
- (72) Inventor: **Christopher Richard Streng**, Carpentersville, IL (US)
- (73) Assignee: **Zurn Industries, LLC**, Milwaukee, WI (US)
- (**) Term: **15 Years**
- (21) Appl. No.: **29/579,557**
- (22) Filed: **Sep. 30, 2016**
- (51) **LOC (11) Cl.** **23-02**
- (52) **U.S. Cl.**
USPC **D23/293.1**
- (58) **Field of Classification Search**
USPC D23/284-293.1, 303, 308
CPC A47K 1/04; A47J 47/20; A47B 77/06
See application file for complete search history.

(56) **References Cited**

U.S. PATENT DOCUMENTS

5,369,818	A	12/1994	Barnum et al.
5,611,093	A	3/1997	Barnum et al.
5,628,949	A	5/1997	Bordener
5,755,983	A	5/1998	Bordener

(Continued)

FOREIGN PATENT DOCUMENTS

CA 2228101 A1 8/1998

OTHER PUBLICATIONS

Zurn Sundara Reef reference found online [Aug. 2, 2017]—http://www.zurn.com/products/finish-plumbing/handwashing-systems/z5001-02.*

Primary Examiner — Robert M. Spear
Assistant Examiner — John A Voytek
(74) *Attorney, Agent, or Firm* — Quarles & Brady LLP

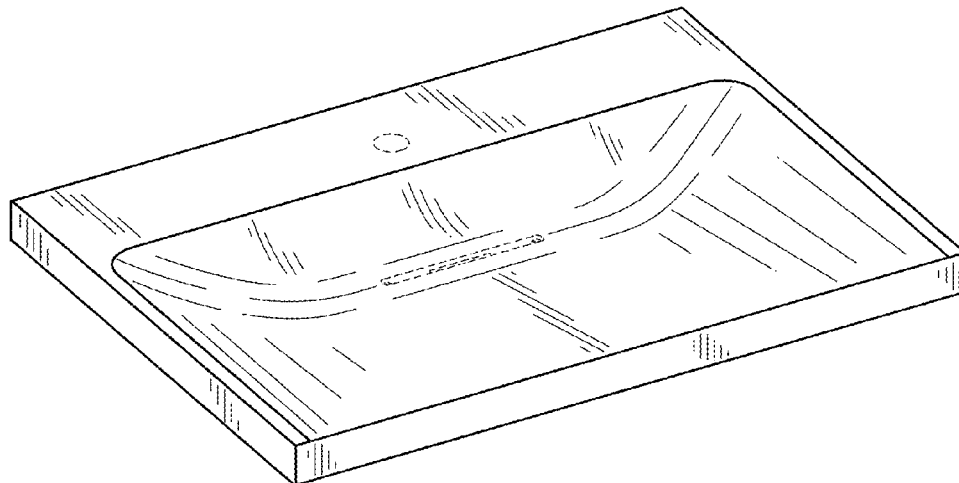
(57) **CLAIM**

The ornamental design for a sink, as shown and described.

DESCRIPTION

FIG. 1 is a top, front, and left side perspective view of a sink in accordance with a first embodiment of the design;
 FIG. 2 is a bottom, front, and left side perspective view of a sink of FIG. 1;
 FIG. 3 is a top plan view of the sink of FIG. 1;
 FIG. 4 is a front elevational view of the sink of FIG. 1;
 FIG. 5 is a left side elevational view of the sink of FIG. 1;
 FIG. 6 is a right side elevational view of the sink of FIG. 1;
 FIG. 7 is a rear elevational view of the sink of FIG. 1;
 FIG. 8 is a bottom plan view of the sink of FIG. 1;
 FIG. 9 is a cross-sectional side view of the sink of FIG. 1 taken through line 9-9 of FIG. 3;
 FIG. 10 is a top, front, and left side perspective view of a sink in accordance with a second embodiment of the design, which has two basins.
 FIG. 11 is a bottom, front, and left side perspective view of the sink of FIG. 10;
 FIG. 12 is a top plan view of the sink of FIG. 10;
 FIG. 13 is a front elevational view of the sink of FIG. 10;
 FIG. 14 is a left side elevational view of the sink of FIG. 10;
 FIG. 15 is a right side elevational view of the sink of FIG. 10;
 FIG. 16 is a rear elevational view of the sink of FIG. 10;
 FIG. 17 is a bottom plan view of the sink of FIG. 10; and,
 FIG. 18 is a cross-sectional side view of the sink of FIG. 10 taken through line 18-18 of FIG. 12.
 The broken lines illustrate unclaimed subject matter only and form no part of the claimed design.
 The sink is shown with a symbolic break in its length. The appearance of any portion of the article between the break lines forms no part of the claimed design.

1 Claim, 11 Drawing Sheets



(56)

References Cited

U.S. PATENT DOCUMENTS

5,766,500	A	6/1998	Bordener	D611,128	S	*	3/2010	Soulier	D23/293.1	
5,868,957	A	2/1999	Bordener	D614,273	S		4/2010	Loberger et al.		
5,885,503	A	3/1999	Bordener	D625,792	S		10/2010	Rundberg et al.		
5,906,875	A	5/1999	Bordener	D628,280	S		11/2010	Loberger et al.		
D411,876	S	7/1999	Hafner et al.	D629,877	S		12/2010	Rundberg		
D415,261	S	10/1999	Thomas	D633,992	S		3/2011	Rundberg et al.		
6,000,673	A	12/1999	Bordener	D634,827	S	*	3/2011	Tanus	D23/308	
6,360,381	B1	3/2002	Fitzgerald, Sr.	7,952,233	B2		5/2011	Bayley et al.		
D455,200	S	4/2002	Marshall	D640,778	S		6/2011	Rundberg		
6,517,897	B1	2/2003	Bordener	D641,842	S		7/2011	Loberger et al.		
D472,966	S	4/2003	Molinaro	D642,664	S		8/2011	Rundberg et al.		
D474,835	S	5/2003	Kahle et al.	D645,548	S	*	9/2011	Ando	D23/284	
D477,060	S	7/2003	Loberger et al.	D649,232	S		11/2011	Rundberg		
6,656,561	B1	12/2003	Subbulu	8,113,483	B2		2/2012	Bayley et al.		
D484,958	S	1/2004	Loberger et al.	8,141,177	B1		3/2012	Majocka et al.		
D501,674	S	2/2005	Adkison	8,181,289	B2		5/2012	Schmitt et al.		
D508,117	S	8/2005	Loberger et al.	D663,016	S		7/2012	Figurski et al.		
D511,205	S	11/2005	Loberger et al.	8,296,875	B2		10/2012	Loberger et al.		
D511,821	S	11/2005	Loberger et al.	D674,967	S		1/2013	Figurski et al.		
7,001,558	B2	2/2006	Baldoni	D680,202	S		4/2013	Figurski et al.		
D518,560	S	4/2006	Arkay-Leliever	D681,177	S		4/2013	Young et al.		
D527,085	S	8/2006	Loberger et al.	D691,248	S	*	10/2013	McGuire	D23/308	
D527,809	S	9/2006	Loberger et al.	8,857,786	B2		10/2014	Bayley et al.		
D538,905	S	*	3/2007	Wano			8,950,019	B2	2/2015	Loberger et al.
D549,508	S		8/2007	Clark et al.			8,984,679	B2	3/2015	Bayley et al.
D560,777	S	*	1/2008	Hanna			8,997,271	B2	4/2015	Bayley et al.
D560,783	S		1/2008	Marshall et al.			D745,122	S	12/2015	Schönherr et al.
D560,784	S		1/2008	Marshall et al.			D745,951	S	12/2015	Schönherr et al.
D585,116	S	*	1/2009	Thalman Gomez			2004/0128755	A1	7/2004	Loberger et al.
D588,676	S		3/2009	Loberger et al.			2005/0035693	A1	2/2005	Reamer
D591,839	S		5/2009	Loberger et al.			2005/0205818	A1	9/2005	Bayley et al.
D598,990	S		8/2009	Duringer et al.			2006/0185074	A1	8/2006	Loberger et al.
D601,674	S		10/2009	Hanna			2007/0138685	A1	6/2007	Trinder et al.
D601,679	S	*	10/2009	Soulier			2008/0005833	A1	1/2008	Bayley et al.
D609,315	S	*	2/2010	Soulier			2008/0115266	A1	5/2008	Loberger et al.
D610,242	S		2/2010	Loberger et al.			2010/0132112	A1	6/2010	Bayley et al.
							2014/0223658	A1	8/2014	Kempen et al.
							2014/0250589	A1	9/2014	Sgarlata et al.

* cited by examiner

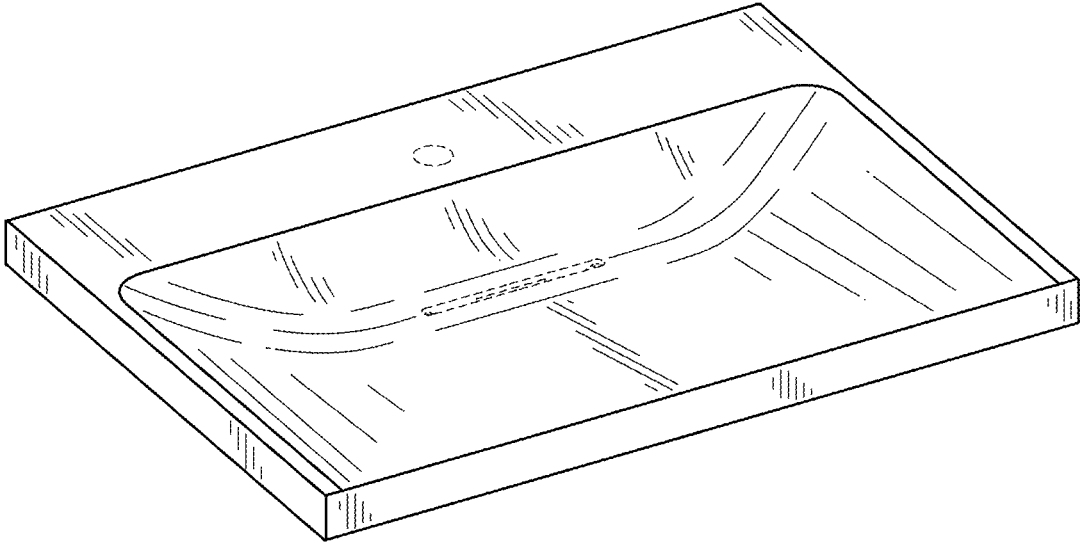


FIG. 1

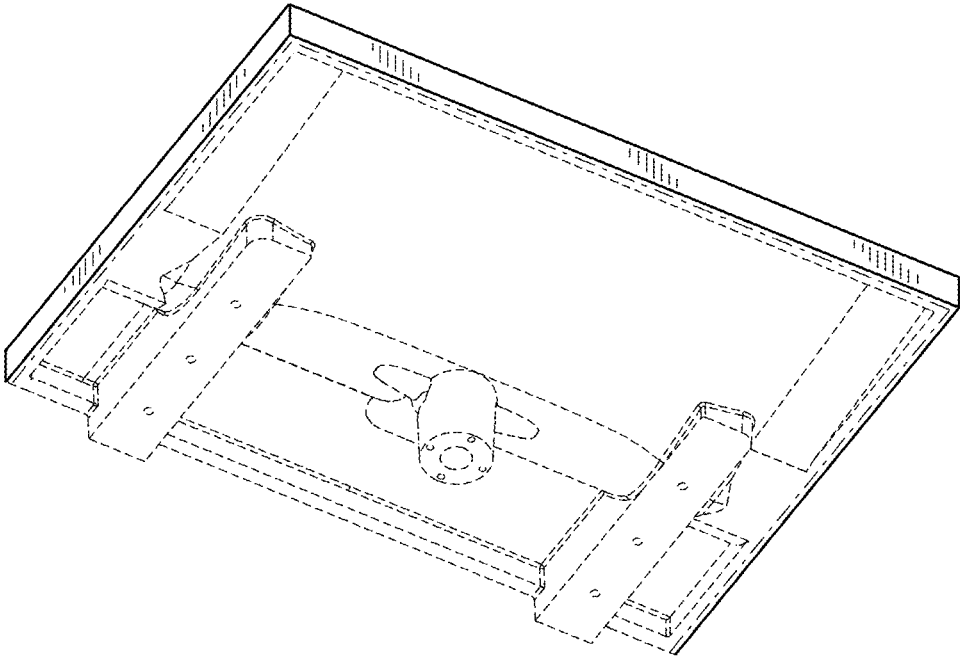


FIG. 2

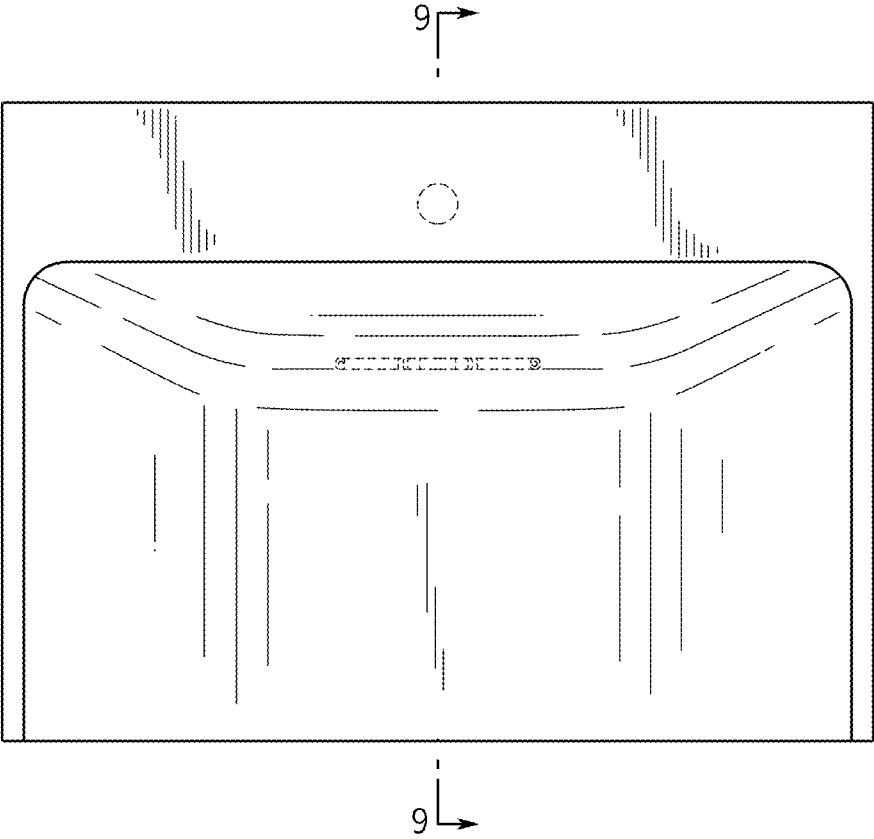


FIG. 3

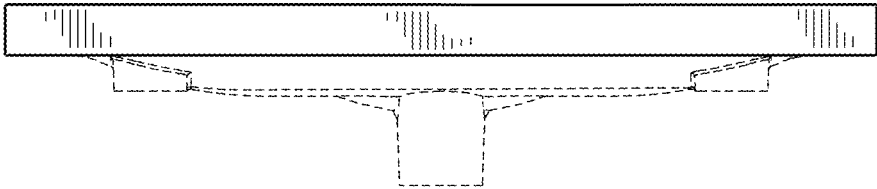


FIG. 4

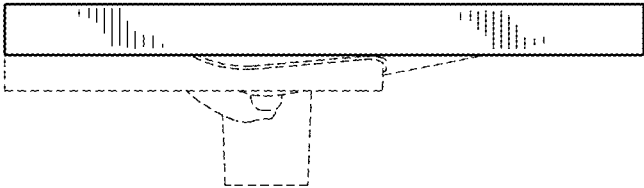


FIG. 5

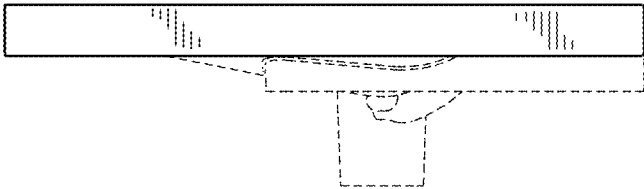


FIG. 6

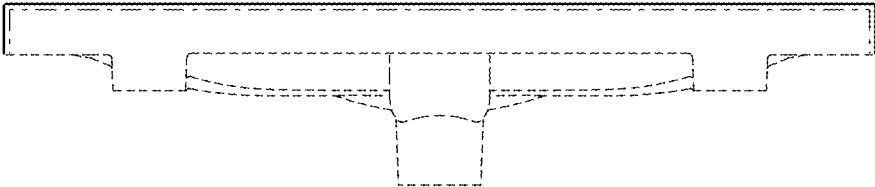


FIG. 7

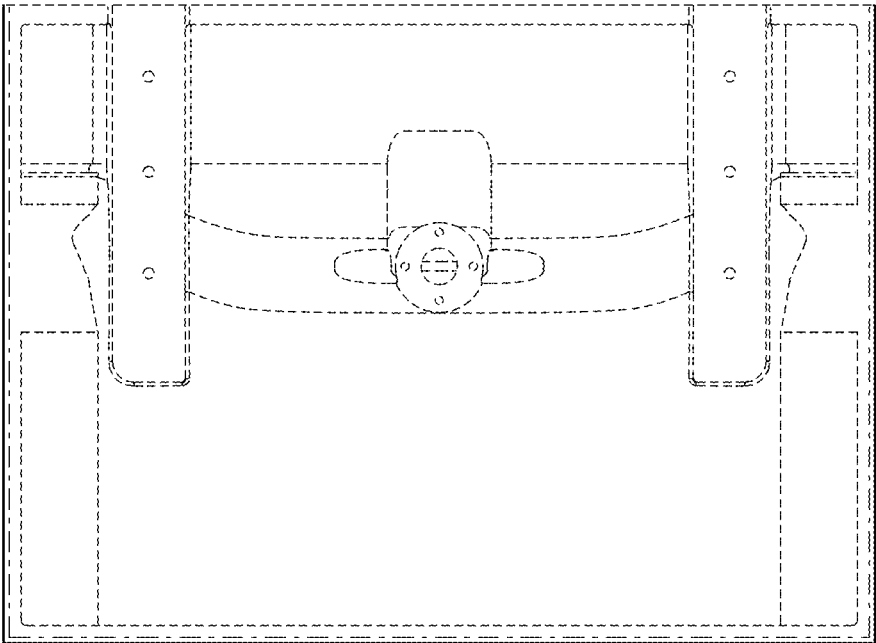


FIG. 8

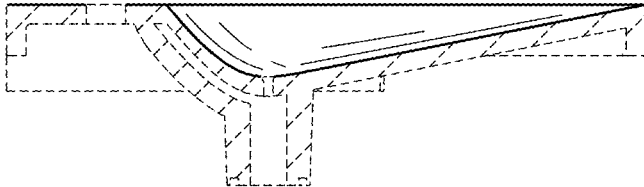


FIG. 9

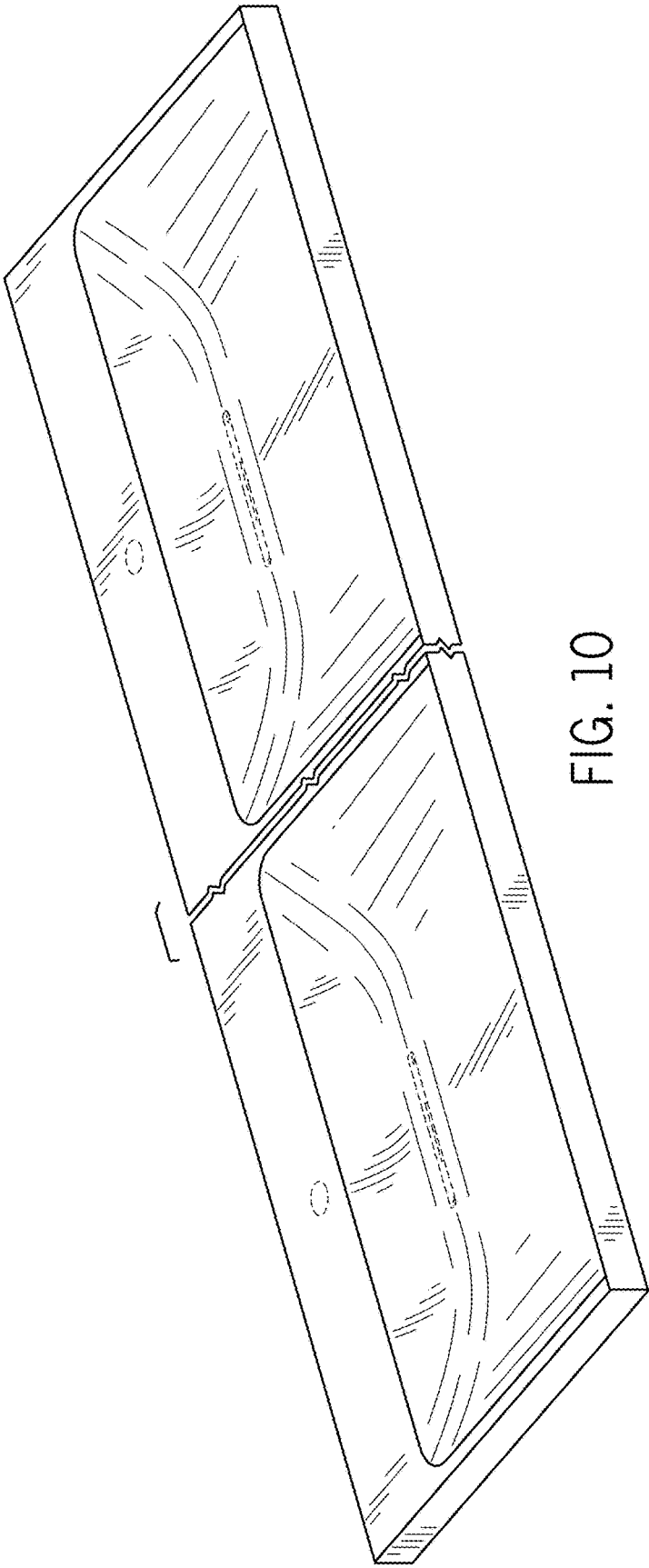


FIG. 10

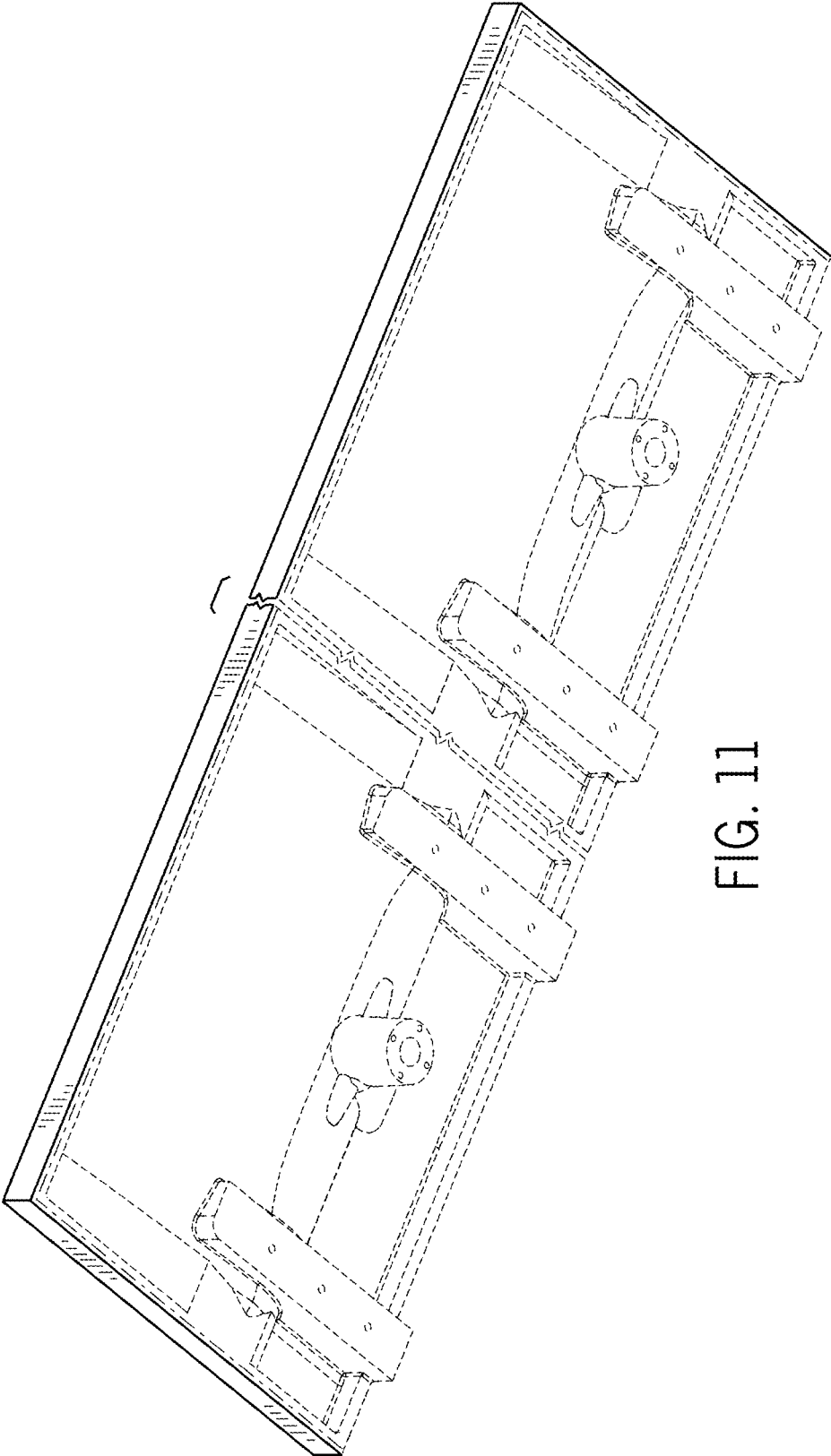


FIG. 11

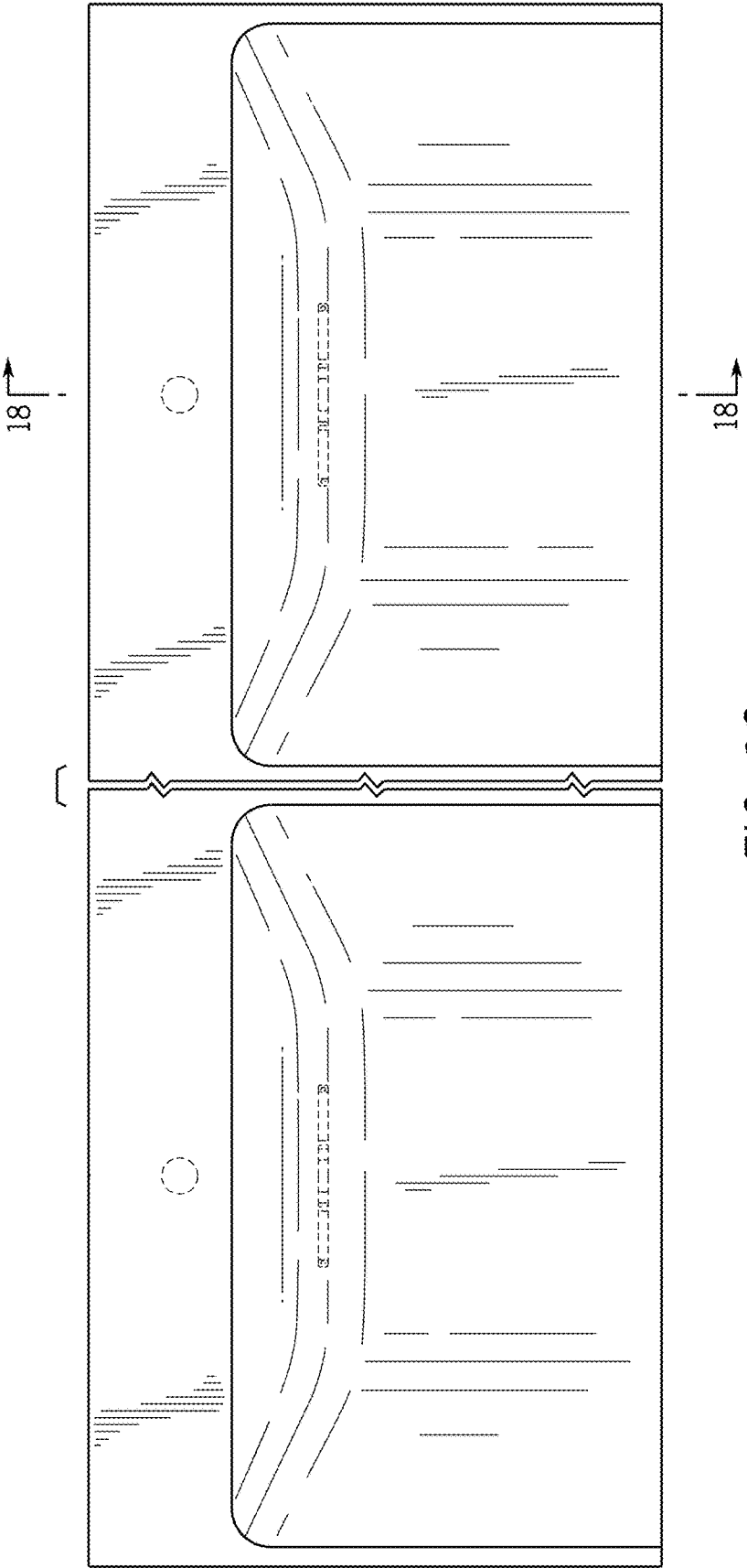


FIG. 12

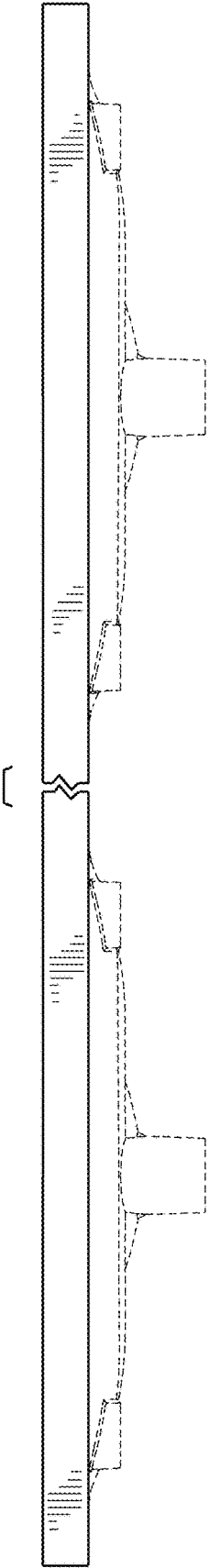


FIG. 13

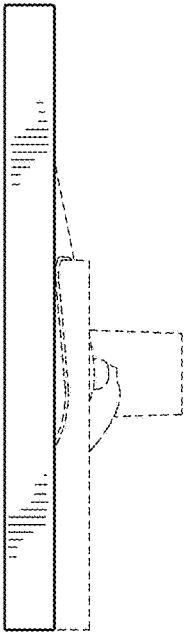


FIG. 14

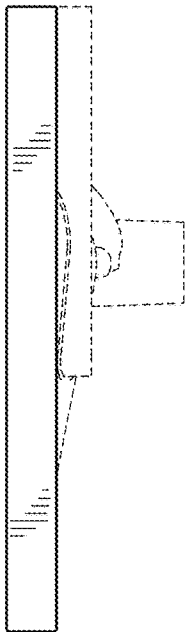


FIG. 15

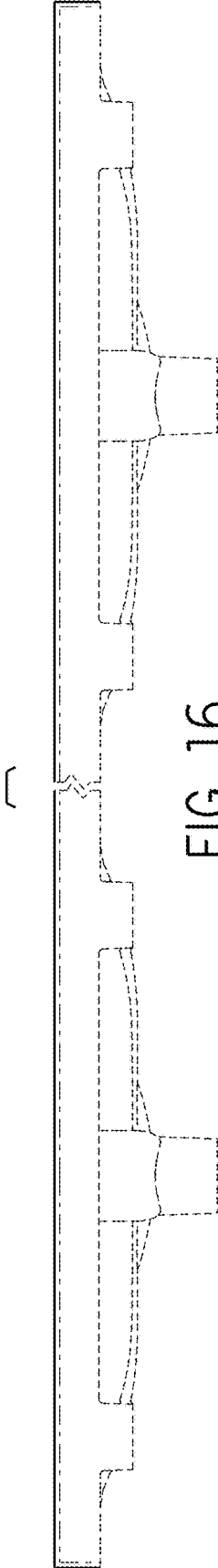


FIG. 16

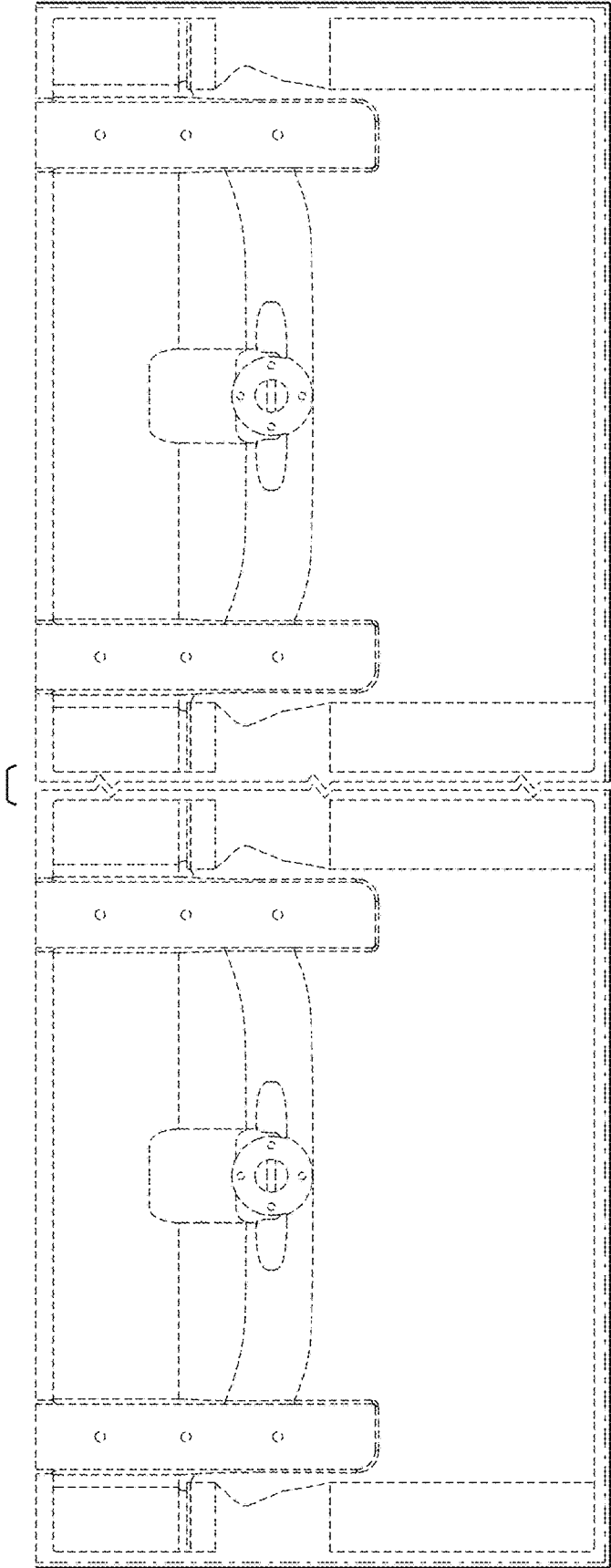


FIG. 17

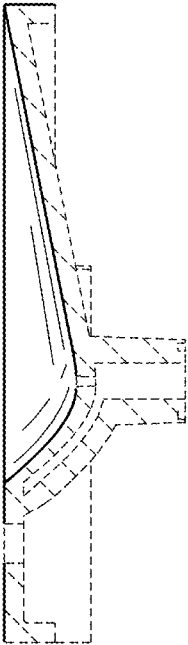


FIG. 18