



(12) **United States Design Patent**  
**Klarberg et al.**

(10) **Patent No.:** **US D968,753 S**  
(45) **Date of Patent:** **\*\* Nov. 8, 2022**

(54) **SLEEVED ARMBAND WITH POCKETS FOR MEDICAL NECESSITIES**

D442,765 S \* 5/2001 Newman ..... D2/610  
D632,874 S \* 2/2011 Stephanis ..... D2/858  
9,149,073 B1 \* 10/2015 Hirshberg ..... A41D 27/205  
D866,918 S \* 11/2019 Wheeler ..... A41D 27/205  
D2/610

(71) Applicant: **REZQBAND, LLC**, Boca Raton, FL (US)

(Continued)

(72) Inventors: **Mollie Klarberg**, Fort Lauderdale, FL (US); **Douglas Laurance Klarberg**, Boca Raton, FL (US); **Murray Rosenbaum**, Boca Raton, FL (US)

*Primary Examiner* — Kevin K Rudzinski  
*Assistant Examiner* — Amber J Rabie  
(74) *Attorney, Agent, or Firm* — Roberts C. Kain; Scott D. Smiley

(\*\*) Term: **15 Years**

(57) **CLAIM**

(21) Appl. No.: **29/773,920**

The ornamental design for a sleeved armband with pockets for medical necessities, as shown and described.

(22) Filed: **Mar. 12, 2021**

**DESCRIPTION**

(51) **LOC (13) Cl.** ..... **02-02**

(52) **U.S. Cl.**  
USPC ..... **D2/717**

(58) **Field of Classification Search**  
USPC ..... D2/610, 717, 724, 823, 826, 850, 858  
CPC ..... A41D 27/10  
See application file for complete search history.

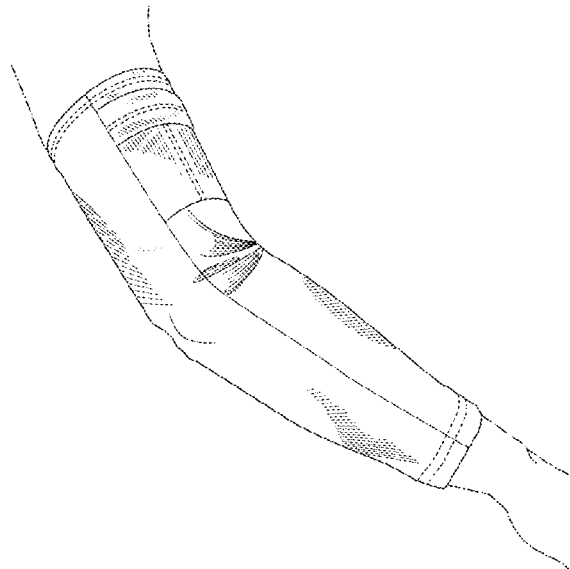
FIG. 1 a front view of a sleeved armband with pockets for medical necessities.  
FIG. 2 is rear view of the sleeved armband with pockets for medical necessities shown in FIG. 1.  
FIG. 3 is a right-side view of the sleeved armband with pockets for medical necessities shown in FIG. 1 (the left-side view being a mirror image of the right-side view).  
FIG. 4 is a top view of the sleeved armband with pockets for medical necessities shown in FIG. 1.  
FIG. 5 is a bottom view of the sleeved armband with pockets for medical necessities shown in FIG. 1.  
FIG. 6 is a perspective view of the sleeved armband with pockets for medical necessities shown in FIG. 1.  
FIG. 7 is an anterior view of a sleeved armband with pockets for medical necessities in use; and,  
FIG. 8 is a posterior view of the sleeved armband with pockets for medical necessities in use as shown in FIG. 7. The broken lines depict stitching on the sleeved armband with pockets for medical necessities which form no part of the claimed design. The dot-dash broken lines show an arm illustrating environment and form no part of the claimed design.

(56) **References Cited**

U.S. PATENT DOCUMENTS

711,976 A \* 10/1902 Jones ..... A41D 13/04  
2/51  
1,501,066 A \* 7/1924 Rutherford ..... A41F 3/02  
2/48  
1,632,873 A \* 6/1927 Bliss ..... A41D 13/04  
2/48  
1,708,144 A \* 4/1929 Martin ..... A41D 17/00  
2/61  
D80,474 S \* 2/1930 Baker ..... 2/48  
D259,220 S \* 5/1981 Small ..... D2/858  
D269,816 S \* 7/1983 Meier ..... A41D 17/00  
D24/190  
4,856,112 A \* 8/1989 Effie ..... A41D 13/08  
D2/612  
D393,138 S \* 4/1998 Frey ..... D2/610

**1 Claim, 7 Drawing Sheets**



(56)

**References Cited**

U.S. PATENT DOCUMENTS

2011/0190677 A1\* 8/2011 Stelter ..... A61F 13/08  
602/42

\* cited by examiner

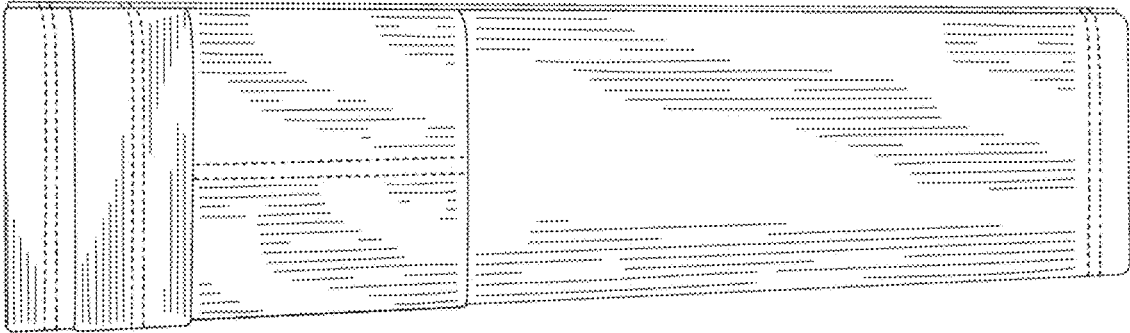


FIG. 1




FIG. 2




FIG. 3




FIG. 4




FIG. 5

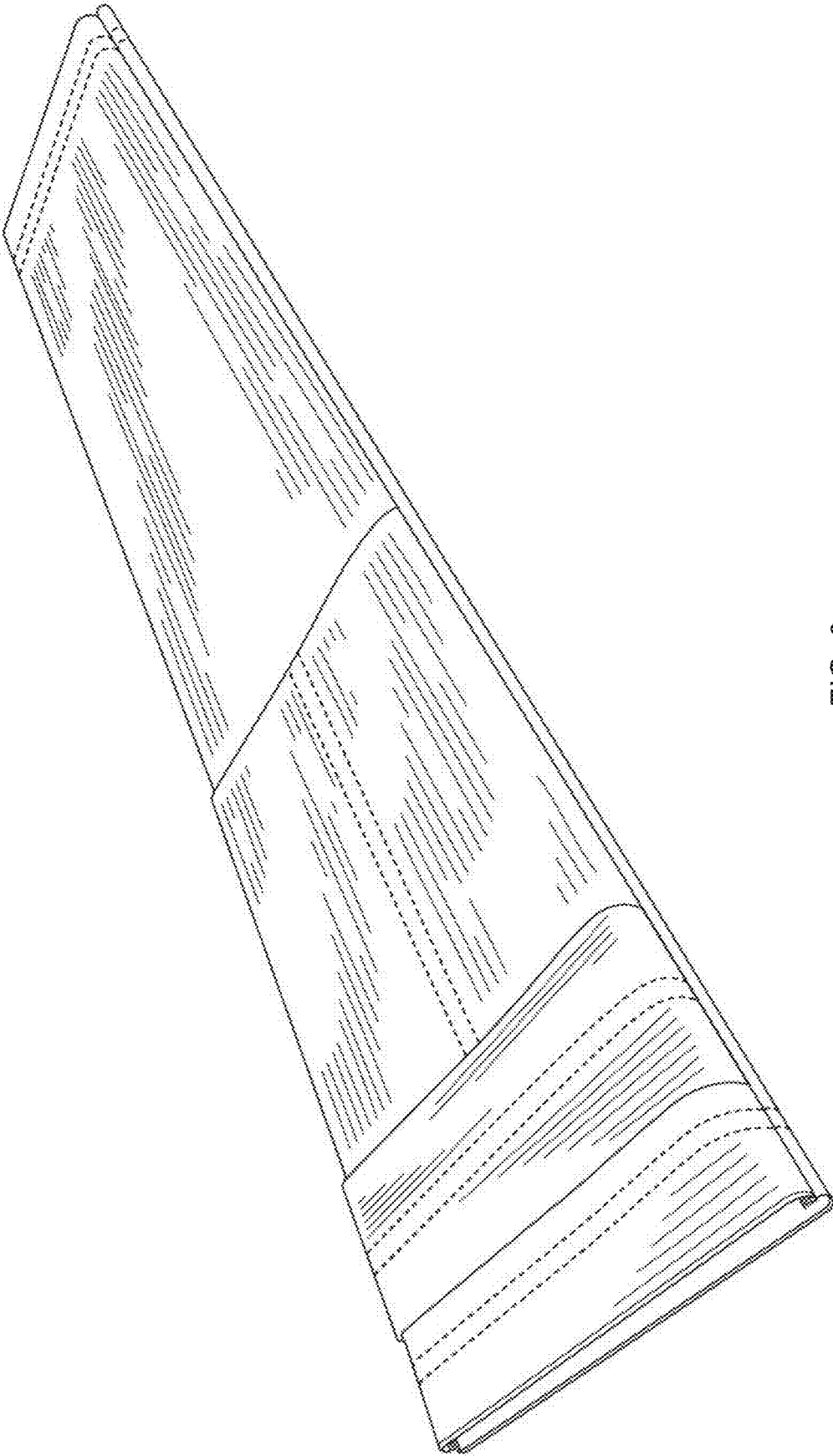


FIG. 6

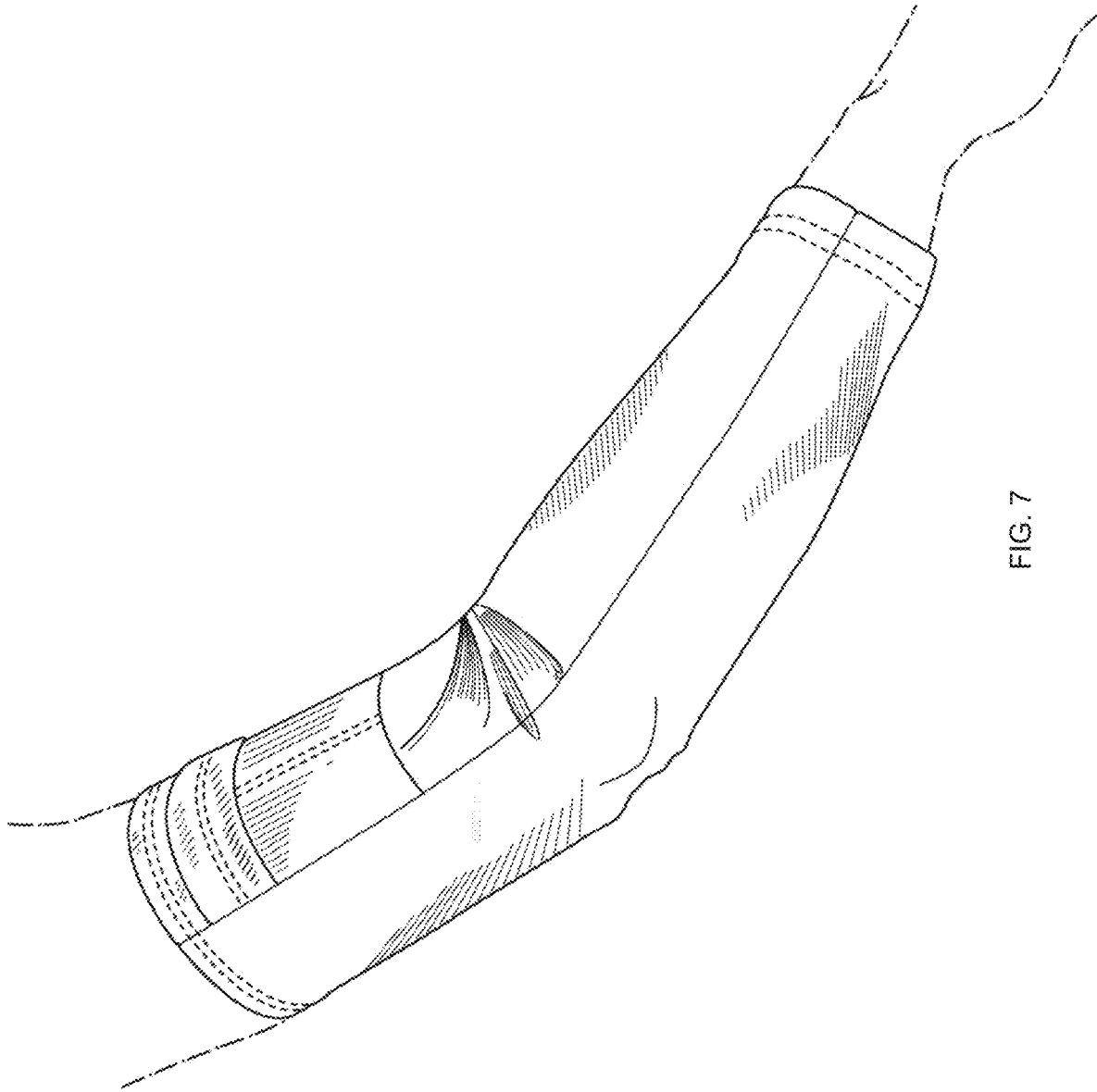


FIG. 7

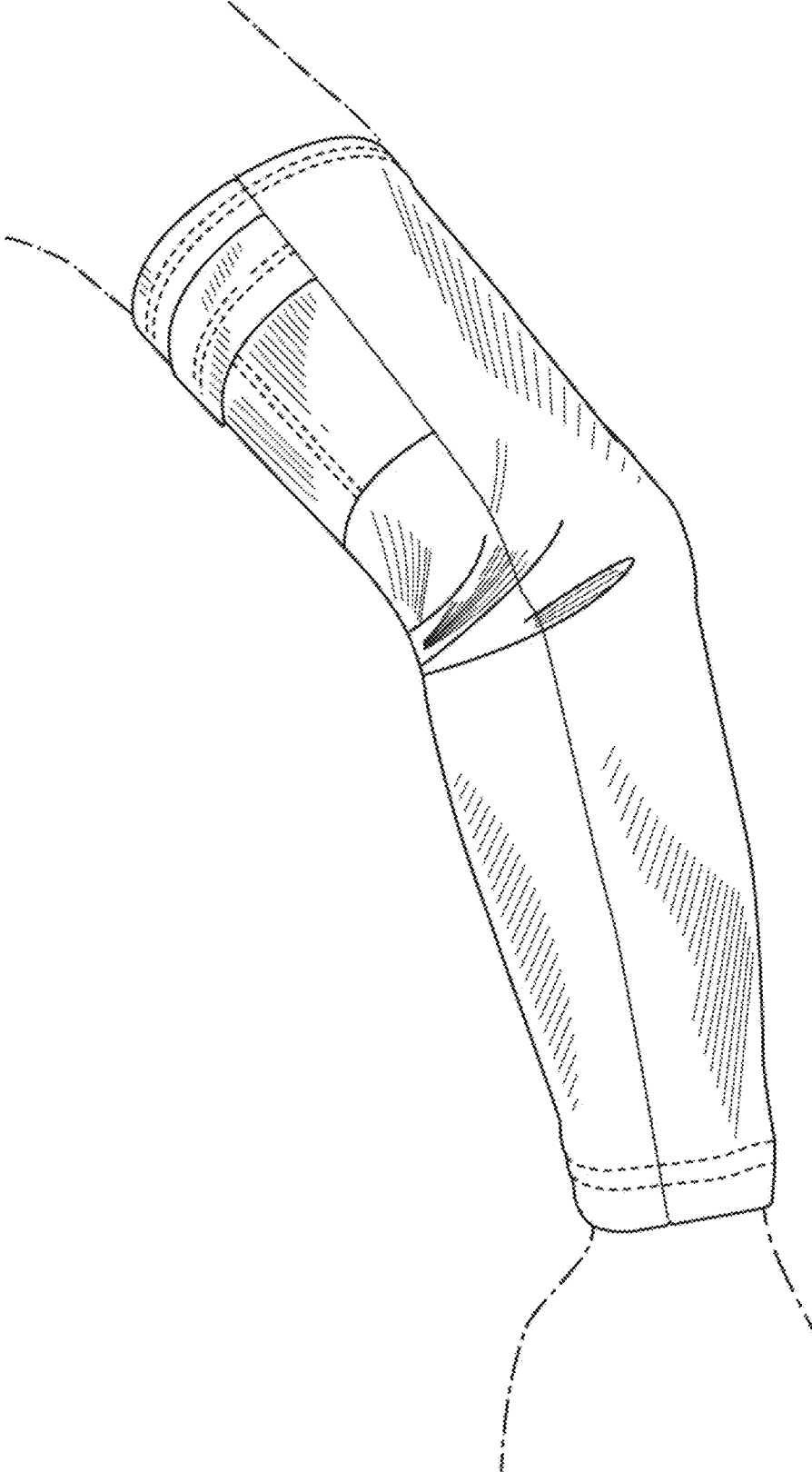


FIG. 8