

(No Model.)

W. J. WALDEN.
FASTENING FOR GLOVES.

No. 306,196.

Patented Oct. 7, 1884.

Fig. 1.

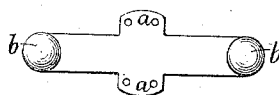


Fig. 2.

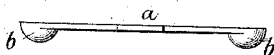


Fig. 3.

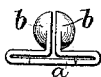


Fig. 4.

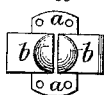


Fig. 5.



Fig. 6.



Witnesses:

Just Hynes
Matthew Pollock

Inventor:-

Wm James Walden
by his attorneys
Brown & Brown

UNITED STATES PATENT OFFICE.

WILLIAM J. WALDEN, OF DE BEAUVOIR TOWN, KINGSLAND, COUNTY
OF MIDDLESEX, ENGLAND.

FASTENING FOR GLOVES.

SPECIFICATION forming part of Letters Patent No. 306,196, dated October 7, 1884.

Application filed July 12, 1882. (No model.)

To all whom it may concern:

Be it known that I, WILLIAM JAMES WALDEN, of De Beauvoir Town, Kingsland, in the county of Middlesex, England, have invented an Improved Fastener or Coupling Suitable for Gloves and other Articles of Personal Use or Adornment, of which the following is a specification.

This invention relates to a fastener for gloves, boots and shoes, gaiters, stays, purses, and other articles, one member of which is a stud having a split head, and the other member of which is an eyelet, which passes over the said head.

The improvement consists in the construction of the first-mentioned member with perforated side wings, for its attachment to the glove or other article on which it is to be used.

Figure 1 in the drawings is a face view of a strip of metal cut or stamped to a proper form for carrying out my invention. Fig. 2 is an edge view of the same. Fig. 3 is a side view showing the said strip bent into shape to form the complete stud having a base and a split head. Fig. 4 is a top view of the complete stud corresponding with Fig. 3. Fig. 5 is a face view, and Fig. 6 an edge view, of an eyelet constituting the other member of the fastening.

Similar letters of reference indicate corresponding parts in the several figures.

The strip or blank has its ends *b b* cut out in semicircular form, as shown in Fig. 1, and stamped or pressed into hemispherical form, as shown in Figs. 2 and 3. At the middle of the length of said strip there are provided, as shown in Fig. 1, lateral enlargements or projections *a a*, which constitute the wings of the base when the strip has been bent into shape shown in Fig. 3 to form the stud. These enlargements, projections, or wings are perforated by drilling or puncturing to provide for their attachment to the glove or other article by stitching, riveting, or otherwise.

By providing upon the base of the fastener the perforated wings *a a*, greater security for attachment is obtained and greater stability, the stud standing up in a more firm position, which is of great advantage in its use on most articles.

What I claim as my invention is—

The stud having a split head and a base provided with perforated side wings, substantially as herein described.

W. J. WALDEN.

Witnesses:

HENRY BALL,
A. K. WHITE.