



US00D733924S

(12) **United States Design Patent**  
**Hubbard**

(10) **Patent No.:** **US D733,924 S**

(45) **Date of Patent:** **\*\* Jul. 7, 2015**

(54) **EMERGENCY SHELTER**

(71) Applicant: **Ronal Hubbard**, Montebello, CA (US)

(72) Inventor: **Ronal Hubbard**, Montebello, CA (US)

(\*\*) Term: **14 Years**

(21) Appl. No.: **29/473,894**

(22) Filed: **Nov. 26, 2013**

(51) **LOC (10) Cl.** ..... **25-01**

(52) **U.S. Cl.**  
USPC ..... **D25/33**

(58) **Field of Classification Search**  
USPC ..... D25/1, 3-4, 16, 31, 33  
CPC ..... E04H 9/00; E04H 9/14; E04H 9/1205;  
E04B 1/348  
See application file for complete search history.

(56) **References Cited**

**U.S. PATENT DOCUMENTS**

4,073,101 A \* 2/1978 Yoshida ..... D25/4  
4,534,144 A \* 8/1985 Gustafsson et al. .... 52/169.6

4,653,238 A \* 3/1987 Berman ..... D25/18  
D454,203 S \* 3/2002 Bellavance ..... D25/1  
8,365,483 B2 \* 2/2013 Hijazi ..... 52/245

\* cited by examiner

*Primary Examiner* — Robert Delehanty

(74) *Attorney, Agent, or Firm* — Michael N. Cohen; Cohen IP Law Group P.C.

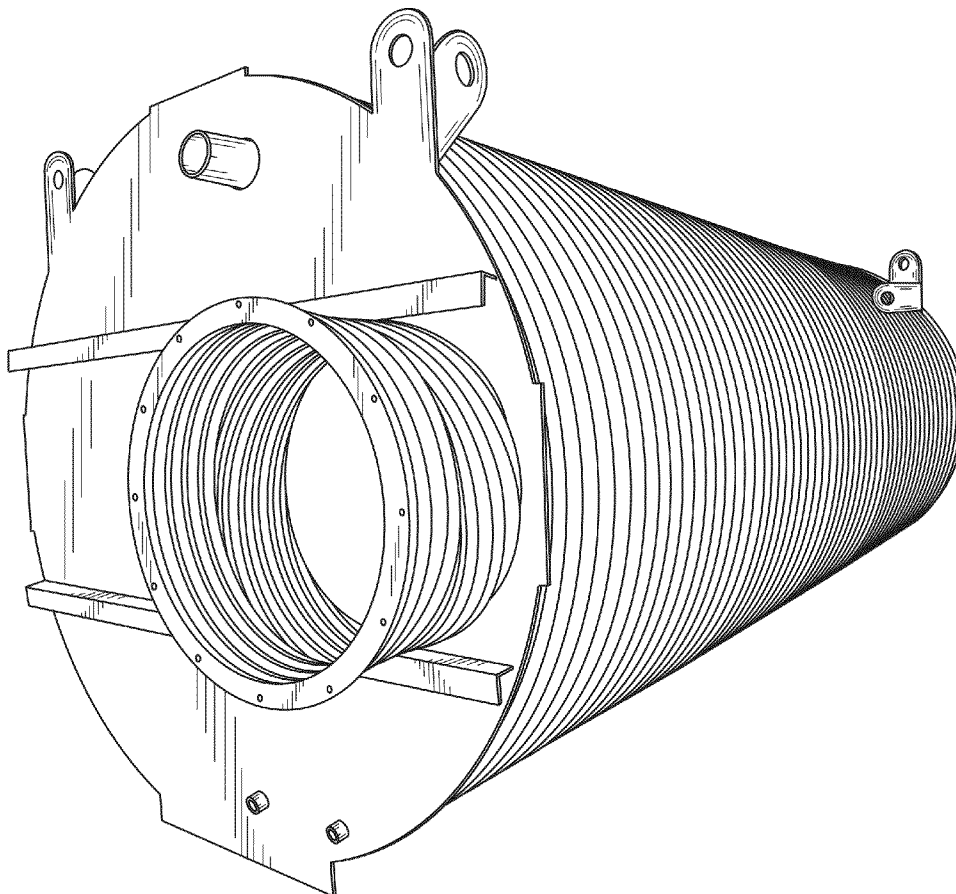
(57) **CLAIM**

I claim the ornamental design for the emergency shelter, as shown and described.

**DESCRIPTION**

FIG. 1 Side Perspective View of the emergency shelter;  
FIG. 2 Left Side View of FIG. 1;  
FIG. 3 Front View of FIG. 1;  
FIG. 4 Rear View of FIG. 1;  
FIG. 5 Top View of FIG. 1; and,  
FIG. 6 Bottom View of FIG. 1.

**1 Claim, 6 Drawing Sheets**



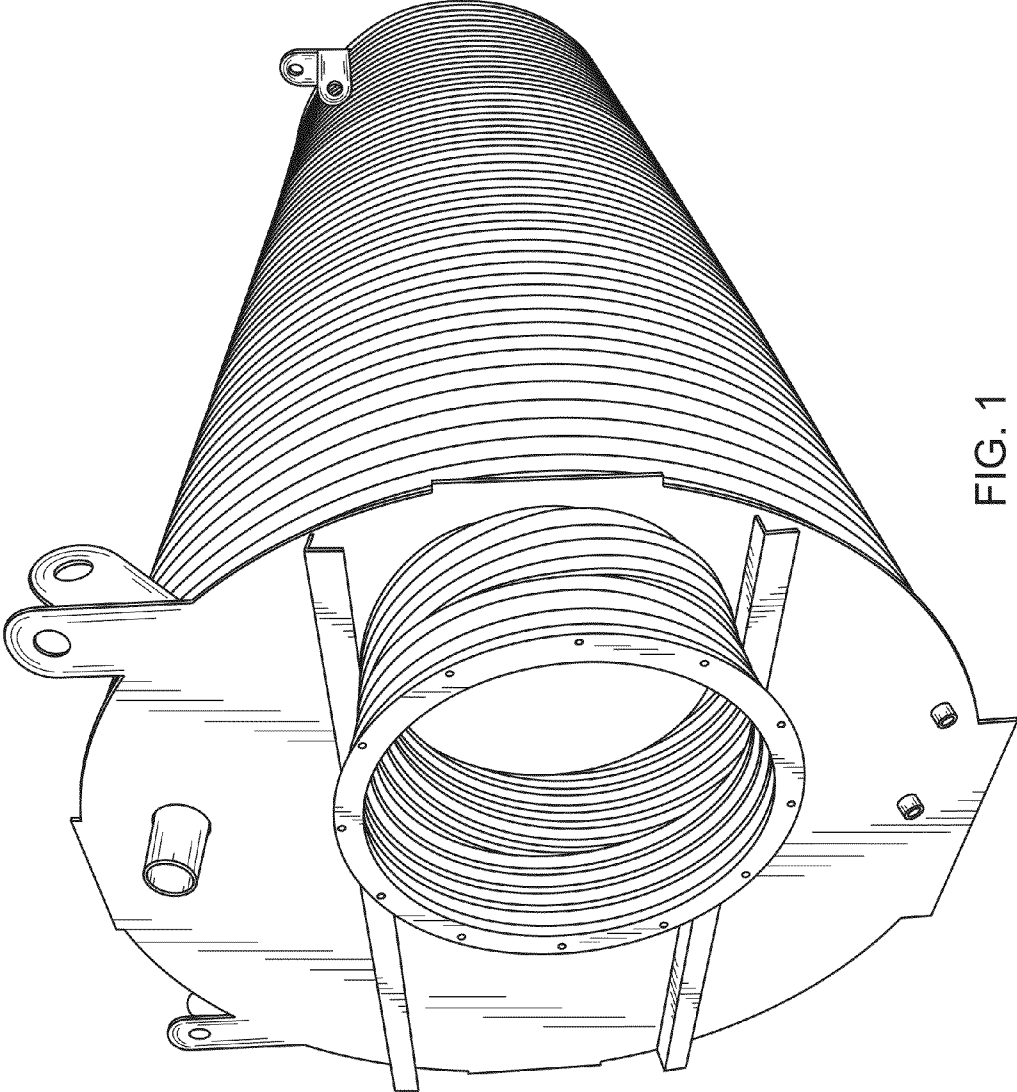


FIG. 1

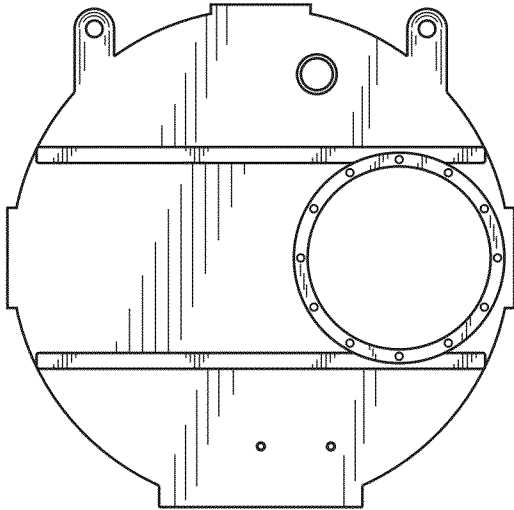


FIG. 2




FIG. 3




FIG. 4




FIG. 5




FIG. 6