



US00D450447B1

(12) **United States Design Patent**
Willingham et al.

(10) **Patent No.:** **US D450,447 S**

(45) **Date of Patent:** **** Nov. 20, 2001**

(54) **DECORATIVE BACKPACK**

(76) Inventors: **Lynne Willingham**, 20061 Gilbert Dr., Canyon Country, CA (US) 91351;
Derek Sullivan, 289 Mangels Ave., San Francisco, CA (US) 94127

(**) Term: **14 Years**

(21) Appl. No.: **29/137,198**

(22) Filed: **Feb. 14, 2001**

Related U.S. Application Data

(62) Division of application No. 29/119,646, filed on Mar. 3, 2000, now Pat. No. Des. 438,700.

(51) **LOC (7) Cl.** **03-01**

(52) **U.S. Cl.** **D3/216; D3/217; D3/270**

(58) **Field of Search** **D2/862; D3/216, D3/217, 270; 206/315.3, 315.4, 315.7; 224/153, 579, 578, 636, 653**

(56) **References Cited**

U.S. PATENT DOCUMENTS

D. 143,793	*	2/1946	Cameron	D2/862
D. 260,697	*	9/1981	Fitzgerald et al.	D3/217
D. 260,698	*	9/1981	Fitzgerald et al.	D3/217
D. 320,501	*	10/1991	Marks	D3/217
D. 350,228	*	9/1994	Poire	D3/217
D. 363,370	*	10/1995	Hamdan	D32/36
D. 366,134	*	1/1996	Kolligian	D2/862
D. 384,199	*	9/1997	Dixon et al.	D3/217
D. 390,352	*	2/1998	Lane	D3/216
D. 396,544	*	8/1998	Cameron	D2/863
D. 422,404	*	4/2000	Hasas	D3/216
D. 425,697	*	5/2000	Chapman	D3/216
D. 433,800	*	11/2000	Chapman	D3/216
D. 438,700	*	3/2001	Willingham et al.	D3/216
D. 438,712	*	3/2001	Chapman	D6/217

4,174,059	*	11/1979	Maunder	224/645
4,423,834	*	1/1984	Rush	224/153
4,874,340	*	10/1989	Smallwood	446/28
5,255,834	*	10/1993	Bendersky	224/65 S

* cited by examiner

Primary Examiner—Celia Murphy

(74) *Attorney, Agent, or Firm*—Drummond & Duckworth

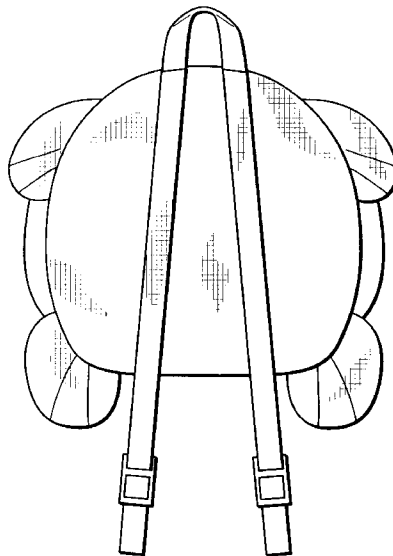

(57) **CLAIM**

The ornamental design for a decorative backpack, as shown and described.

DESCRIPTION

FIG. 1 is a perspective view of the decorative backpack, showing our new design;
 FIG. 2 is a front elevation view thereof;
 FIG. 3 is a left elevation view thereof;
 FIG. 4 is a right elevation view thereof;
 FIG. 5 is a rear elevation view thereof;
 FIG. 6 is a top plan view thereof;
 FIG. 7 is a bottom plan view thereof;
 FIG. 8 is a front elevation view illustrating the decorative backpack in an expanded position;
 FIG. 9 is a left elevation view of FIG. 8;
 FIG. 10 is a right elevation view of FIG. 8;
 FIG. 11 is a rear elevation view of FIG. 8;
 FIG. 12 is a top plan view of FIG. 8;
 FIG. 13 is a bottom plan view of FIG. 8;
 FIG. 14 is a front elevation view of the decorative backpack illustrating the backpack in an open condition;
 FIG. 15 is a top plan view of FIG. 14;
 FIG. 16 is a right elevation view of FIG. 14;
 FIG. 17 is a rear elevation view of FIG. 14;
 FIG. 18 is a bottom plan view of FIG. 14; and,
 FIG. 19 is a left elevation view of FIG. 14.

1 Claim, 6 Drawing Sheets



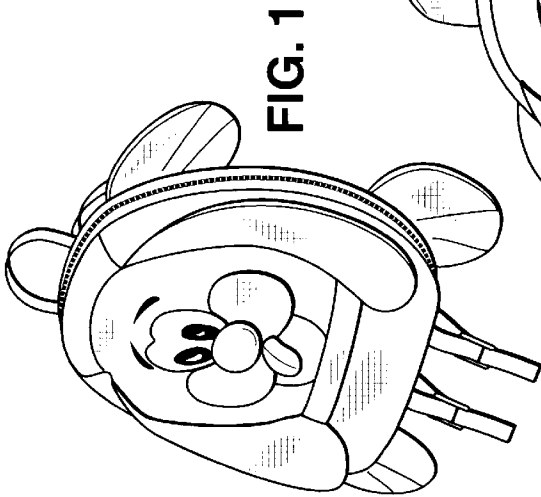


FIG. 1




FIG. 2

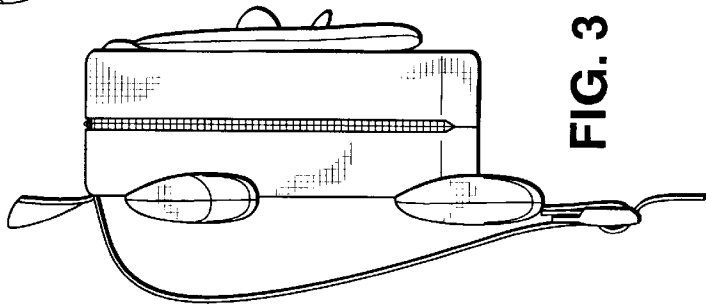


FIG. 3

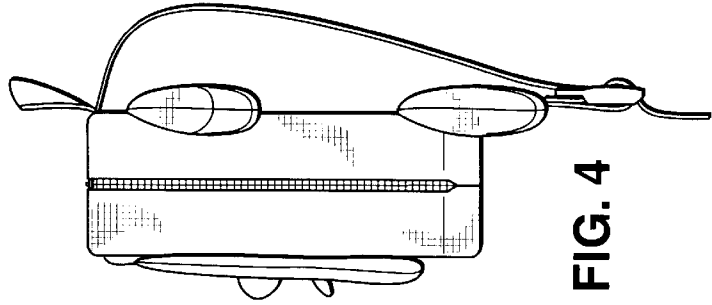


FIG. 4

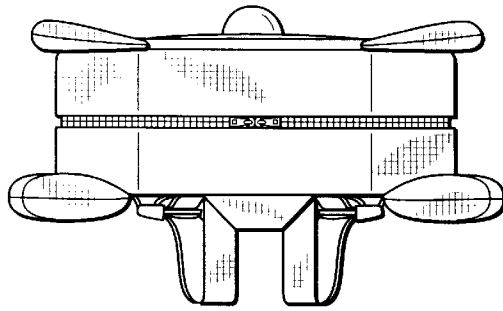


FIG. 6

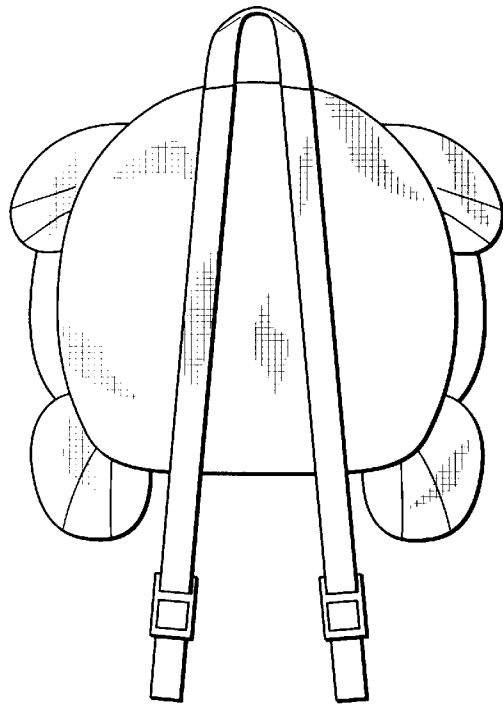


FIG. 5

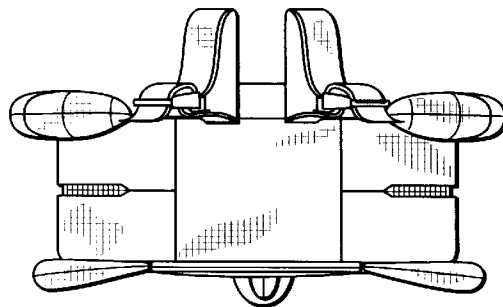


FIG. 7

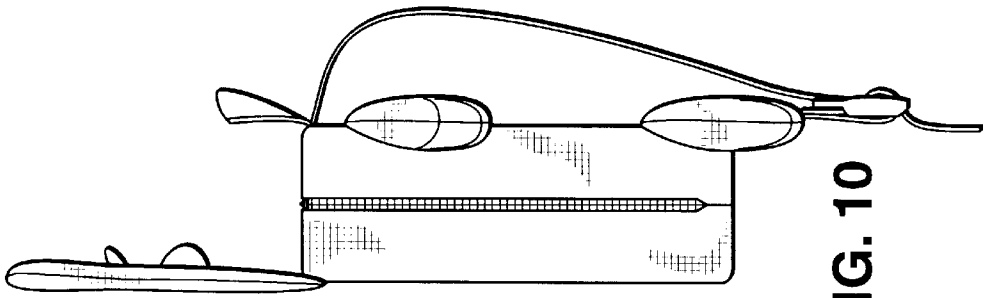


FIG. 10




FIG. 8

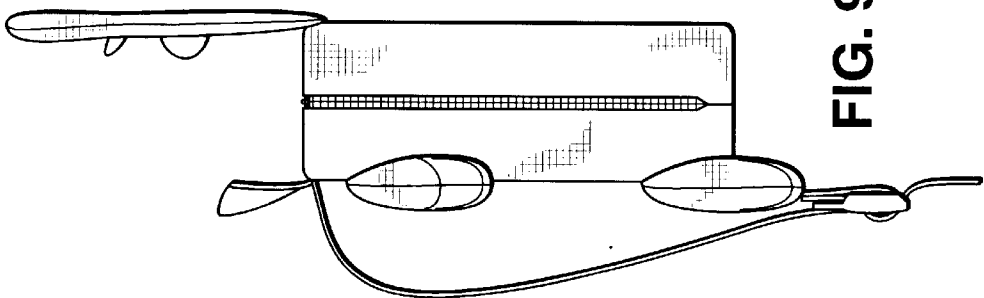


FIG. 9

FIG. 12

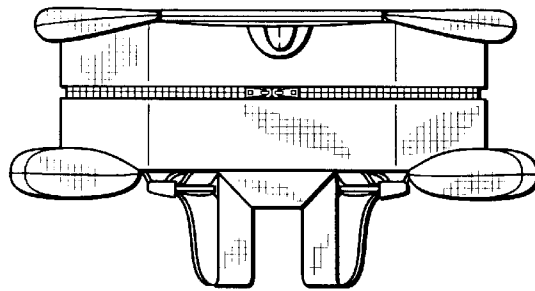


FIG. 11


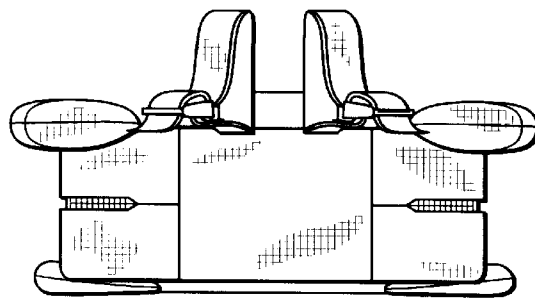


FIG. 13



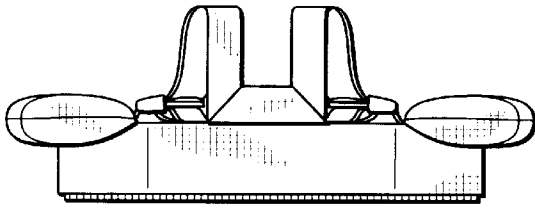


FIG. 15

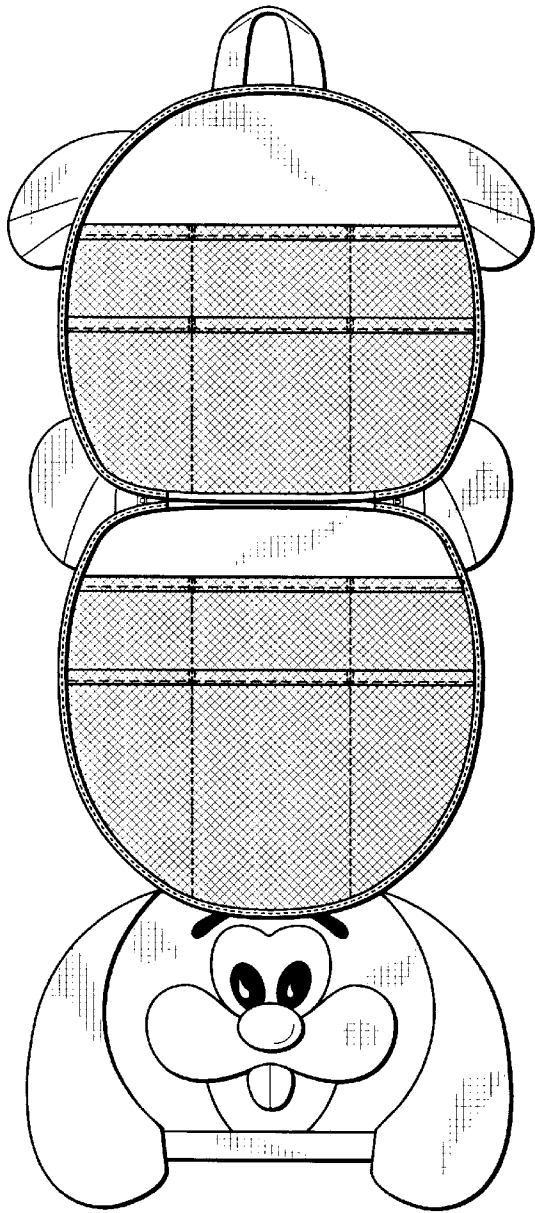


FIG. 14

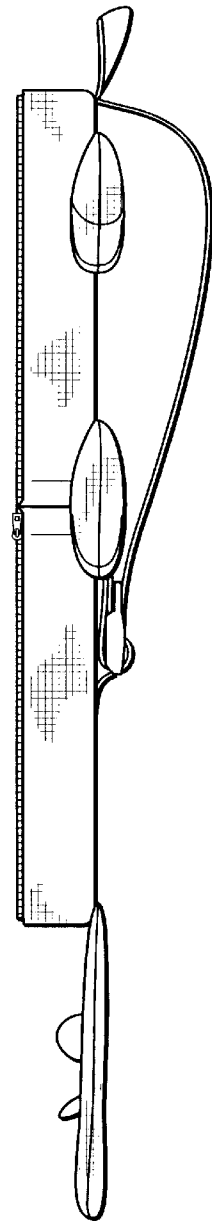


FIG. 16

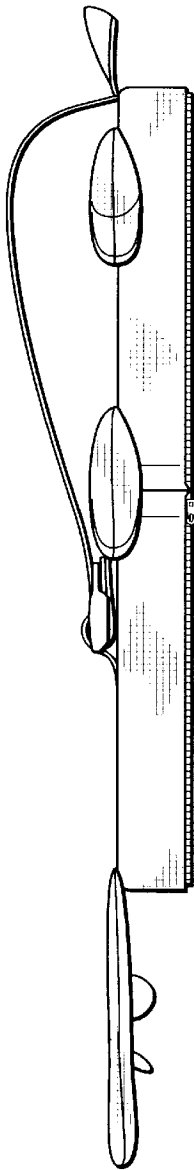


FIG. 19

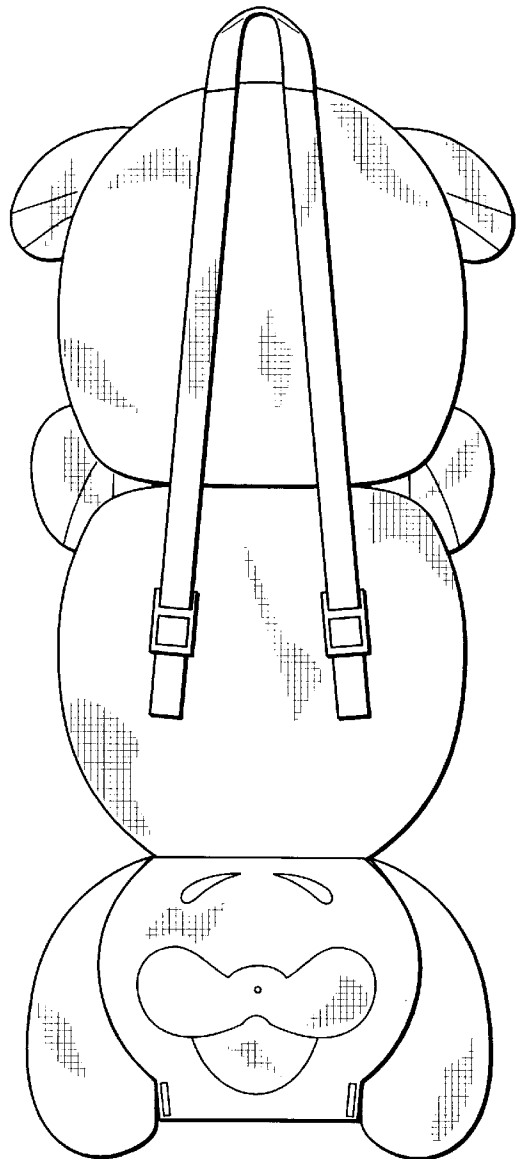


FIG. 17

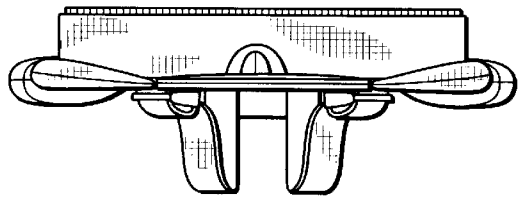


FIG. 18