



(86) Date de dépôt PCT/PCT Filing Date: 1998/10/19
(87) Date publication PCT/PCT Publication Date: 1999/04/29
(45) Date de délivrance/Issue Date: 2009/07/14
(85) Entrée phase nationale/National Entry: 2000/04/06
(86) N° demande PCT/PCT Application No.: AU 1998/000867
(87) N° publication PCT/PCT Publication No.: 1999/020250
(30) Priorités/Priorities: 1997/10/17 (AU PO 9838);
1998/01/06 (AU PP 1217)

(51) Cl.Int./Int.Cl. *A61K 9/12* (2006.01),
A61K 31/085 (2006.01), *A61K 31/496* (2006.01),
A61K 45/06 (2006.01)

(72) Inventeurs/Inventors:
DAVEY, GREG, AU;
ABRAM, ALBERT ZORKO, AU

(73) Propriétaire/Owner:
STIEFEL RESEARCH AUSTRALIA PTY LTD, AU

(74) Agent: SMART & BIGGAR

(54) Titre : COMPOSITION ANTIFONGIQUE TOPIQUE
(54) Title: TOPICAL ANTIFUNGAL COMPOSITION

(57) **Abrégé/Abstract:**

The invention relates to a topical, foamable composition including at least one antifungal agent, said composition characterised in that said at least one antifungal agent is able to penetrate the upper layers of skin and is retained in or on an area to be treated for a prolonged period of time, and in that it has a residual non-volatile component content of less than 25 %. The invention furthermore relates to a method of treating fungal diseases including jock itch, tinea, dandruff and seborrheic dermatitis by applying to the affected area of a patient requiring such treatment the antifungal composition as claimed in any one of claims 1-29.

**PCT**WORLD INTELLECTUAL PROPERTY ORGANIZATION
International Bureau

INTERNATIONAL APPLICATION PUBLISHED UNDER THE PATENT COOPERATION TREATY (PCT)

(51) International Patent Classification ⁶ : A61K 9/12, 7/48	A1	(11) International Publication Number: WO 99/20250 (43) International Publication Date: 29 April 1999 (29.04.99)
(21) International Application Number: PCT/AU98/00867 (22) International Filing Date: 19 October 1998 (19.10.98) (30) Priority Data: PO 9838 17 October 1997 (17.10.97) AU PP 1217 6 January 1998 (06.01.98) AU (71) Applicant (for all designated States except US): SOLTEC RE- SEARCH PTY. LTD. [AU/AU]; 8 Macro Court, Rowville, VIC 3178 (AU). (72) Inventors; and (75) Inventors/Applicants (for US only): DAVEY, Greg [AU/AU]; (AU). ABRAM, Albert, Zorko [AU/AU]; 8 Macro Court, Rowville, VIC 3178 (AU). (74) Agent: WATERMARK PATENT & TRADEMARK ATTOR- NEYS; 2nd floor, 290 Burwood Road, Hawthorn, VIC 3122 (AU).		(81) Designated States: AL, AM, AT, AU, AZ, BA, BB, BG, BR, BY, CA, CH, CN, CU, CZ, DE, DK, EE, ES, FI, GB, GD, GE, GH, GM, HR, HU, ID, IL, IS, JP, KE, KG, KP, KR, KZ, LC, LK, LR, LS, LT, LU, LV, MD, MG, MK, MN, MW, MX, NO, NZ, PL, PT, RO, RU, SD, SE, SG, SI, SK, SL, TJ, TM, TR, TT, UA, UG, US, UZ, VN, YU, ZW, ARIPO patent (GH, GM, KE, LS, MW, SD, SZ, UG, ZW), Eurasian patent (AM, AZ, BY, KG, KZ, MD, RU, TJ, TM), European patent (AT, BE, CH, CY, DE, DK, ES, FI, FR, GB, GR, IE, IT, LU, MC, NL, PT, SE), OAPI patent (BF, BJ, CF, CG, CI, CM, GA, GN, GW, ML, MR, NE, SN, TD, TG). Published <i>With international search report.</i>
(54) Title: TOPICAL ANTIFUNGAL COMPOSITION (57) Abstract <p>The invention relates to a topical, foamable composition including at least one antifungal agent, said composition characterised in that said at least one antifungal agent is able to penetrate the upper layers of skin and is retained in or on an area to be treated for a prolonged period of time, and in that it has a residual non-volatile component content of less than 25 %. The invention furthermore relates to a method of treating fungal diseases including jock itch, tinea, dandruff and seborrheic dermatitis by applying to the affected area of a patient requiring such treatment the antifungal composition as claimed in any one of claims 1-29.</p>		

Topical Antifungal Composition

Background of the Invention

The present invention relates to a foamable antifungal composition for the treatment of various skin conditions.

5 Antifungal agents are well known, and include macrolide antibiotics such as griseofulvin, and imidazoles such as clotrimazole and ketoconazole.

Ketoconazole was originally described by Heeres *et al* in US patent 4,335,125, in which its principal utility was an antifungal compound useful in the treatment of a variety of conditions including seborrheic dermatitis, dandruff,
10 "jock itch" and tinea.

Antifungal compositions are traditionally applied as lotions or creams. There are however disadvantages to these forms. In particular, the formulations are frequently very viscous requiring substantial rubbing to achieve penetration into the effected area, an act in itself which causes discomfort and sometimes
15 irritation. If the viscous formulations are not vigorously applied, the active antifungal agent does not necessarily reach the site requiring treatment being the epidermis of the skin. Non-viscous creams and lotions are wont to flow off the effected site before penetration is achieved. One final disadvantage is that cream and lotion bases in themselves can add to site irritation depending on
20 their content.

Ketoconazole was disclosed in US patent 4,569,935 to be useful in the topical treatment of psoriasis and seborrheic dermatitis. Pursuant to this utility, ketoconazole has been marketed in a 2% shampoo formulation for the treatment of scaling due to dandruff, sold under the brand name "Nizoral®". This shampoo
25 is applied by the user and then removed shortly, for example 3-5 minutes, after its application by rinsing with water. The active agent is thus only in contact with the area to be treated for a very limited time.

Another patent describing ketoconazole based shampoos is US5,456,851 in the name of JOHNSON & JOHNSON CONSUMER
30 PRODUCTS, INC which aims to provide good cosmetic properties to the shampoo including lather, and to retard degradation of the ketoconazole. This composition is a foaming formulation.

The disadvantage of such shampoo formulations is that during normal usage, the formulation does not remain on the scalp for a period of time sufficient to allow the antifungal agent to achieve its maximal therapeutic effect since they are designed to be applied, for example in the shower or bath, and
5 shortly after rinsed off with water. Typically, the application instructions for such shampoos suggest that the formulation be removed after 3-5 minutes.

In order to achieve maximal therapeutic effect, one alternative such as is described in AU 80257/87, is to provide a high quantity of residual solids which remain after application to treat the offending skin condition. There is disclosed
10 in AU 80257/87 a foam composition for the delivery of minoxidil. The formulations disclosed in this document all contain a high percentage of non-volatile residues, including propylene glycol. While it is not disclosed why these formulations contain such a large amount of propylene glycol, it is postulated that the propylene glycol is probably required either to enhance the penetration
15 and/or to improve the solubility of the minoxidil. The disadvantage of a composition with a high residual content is that the non-volatile residues are retained at the site of application and therefore feel unpleasant and unattractive to the user.

Alternatives to ketoconazole and minoxidil are described in AU-A-
20 35717/93 in the name of SMITH KLINE BEECHAM PLC which discloses compositions including a novel androstene steroid for use in the treatment of acne and seborrhea, and AU-A-48851/96 in the name of MEDEVA PLC which describes the use of betamethasone in a quick breaking foam including a buffering agent for use in the treatment of skin diseases and particularly scalp
25 psoriasis.

It is an aim of this invention to provide an antifungal composition which is effective in its treatment of fungal skin conditions but which is also pleasant to use.

2a

Summary of the Invention

Various embodiments of this invention provide a topical foamable composition comprising: (a) an antifungal agent; (b) at least one surfactant; (c) long chain alcohol; (d) a lower alcohol content of greater than 10% by weight of the total composition; and (e) 5 hydrocarbon gas propellant in an amount of less than 60% by weight of the total composition, wherein the composition is a temperature sensitive mousse and has a residual non-volatile component of less than 25%. Also provided is the use of the aforementioned composition for the treatment of fungal diseases including jock itch, tinea, dandruff and seborrheic dermatitis or for the preparation of a pharmaceutical for such treatment.

10 Other embodiments of this invention provide a topical foamable composition comprising: an antifungal agent; at least one surfactant; a long chain alcohol; and water, wherein the composition is a temperature sensitive mousse and has a residual non-volatile component content of less than 25%. Also provided is the use of such a composition for the treatment of fungal diseases including dandruff, tinea, jock itch and seborrheic 15 dermatitis or for the preparation of a medicament for such treatment.

To this end, in a first aspect of the invention, there is provided a topical, foamable composition including at least one antifungal agent, said composition characterised in that said at least one antifungal agent is able to penetrate the

upper layers of the skin and is retained in or on an area to be treated for a prolonged period of time, and in that it has a residual non-volatile component content of less than 25%.

It has been surprisingly found that the antifungal composition of the present invention has a commercially acceptable cosmetic appeal and during normal usage allows greater penetration and retention of the antifungal agent in the upper layers of the skin, particularly in the epidermis, thus providing a reservoir of active agent available to achieve a sustained antifungal effect when compared against known formulations. This latter feature leads to enhanced pharmaceutical appeal as well as cosmetic appeal. Moreover, the residual solids content of the formulation is so low as to not provide discomfort and irritation to the user

The term "prolonged period of time" is meant to encompass periods of time sufficiently long so as to enable the active agent present to be substantially fully absorbed by the organism being treated, or substantially fully metabolised by the patient being treated.

In a preferred embodiment, the one or more antifungal agents is selected from the group consisting of diols, allylamines (including naftifine and terbinafine), polyene macrolide antibiotics (including amphotericin and nystatin), triazole derivatives (such as fluconazole), fatty acids (such as caprylic and propionic acid), amorolfine, ciclopirox, olamine, benzoic acid, flucytosine, haloprogin, tolnaftate, undecenoic acid and its salts, griseofulvin and imidazole compounds. More preferably, the antifungal is an imidazole compound. Most preferably, the antifungal agent is ketoconazole or chlorphenesin (3-(4-Chlorphenoxy)propane-1,2-diol).

Preferably the compositions according to the invention have a residual non-volatile component content of less than 10%, and more preferably of less than 6%.

In a preferred embodiment the topical, foamable composition is provided as a mousse.

In a further preferred embodiment the mousse is a temperature sensitive mousse, which breaks down rapidly when exposed to the skin temperature.

In a still further embodiment, the composition is an ethanolic mousse including a lower alcohol content of greater than 10%, more preferably greater than 50% and a hydrocarbon gas content propellant of less than 60%, more preferably less than 10%.

- 5 In an alternative embodiment the composition is an aqueous mousse including no lower alcohol content and a hydrocarbon gas content propellant of less than 60%, more preferably less than 10%.

(Unless specified otherwise in the specification, all % are based on the total weight of the composition.)

- 10 In the temperature sensitive mousse, the long chain alcohol may be chosen from, for example, cetyl, stearyl, lauryl, myristyl and palmityl alcohols and mixtures of two or more thereof.

The lower alcohol may preferably be chosen from methyl, ethyl, isopropyl and butyl alcohols, and mixtures of two or more thereof. Ethanol has been
15 found to be particularly preferred.

Surfactants utilised in the temperature sensitive mousse may preferably be chosen from ethoxylated sorbitan stearate, palmitate, oleate, nonyl phenol ethoxylates and fatty alcohol ethoxylates, and mixtures of two or more thereof. Thus, for example, Polysorbate 60 (a mixture of partial stearic esters of sorbitol
20 and its anhydrides copolymerised with approximately 20 moles of ethylene oxide for each mole of sorbitol and its anhydrides) has been found to be particularly preferred. The surfactant enhances the long chain alcohol solubility in the system and enhances mousse formation.

In a further aspect of the invention, there is provided a foamable
25 composition including
up to 5% of long chain alcohols
up to 5% of quaternary compound
up to 10% of propylene glycol
up to 5% of antifungal agent
30 up to 90% of lower alcohol solvent
up to 5% of surfactant
5-95% of water, and

up to 20% of a hydrocarbon gas propellant

Preferably, the long chain alcohol is cetyl or stearyl alcohol or mixtures thereof.

Preferably, the quaternary compound is quaternium oxy ethyl alkyl ammonium phosphate commercially available under the trade name, Dehyquart SP.

Preferably, the lower alcohol solvent is ethanol or propanol or mixtures thereof.

Suitable gas propellants include non-toxic gas propellants suited to foamable cosmetic and pharmaceutical compositions and known to those skilled in the art.

Thus, one may select the propellant from propane, butane, dichloro difluoro methane, dichloro tetrafluoro ethane, octafluoro cyclobutane, and mixtures of two or more thereof. It is necessary to select a propellant most compatible with the entire system. The maximum level of propellant will be determined as the amount miscible with the utilized water/lower alcohol ratio. In addition to acting as a propellant, the propellant will also act as a solvent for the long chain alcohol and active substances in the aqueous/alcoholic system.

In a second aspect of the invention there is provided a composition for the treatment of fungal skin conditions including dandruff, seborrheic dermatitis, tinea, jock itch and the like, said composition characterised in that it is a foamable mousse applicable to the skin of the user in the substantial absence of water and without substantially immediate removal by washing.

In a preferred embodiment of this aspect of the invention, said composition has a non-volatile component content of less than 25%, preferably less than 10% and more preferably less than 6%.

In a more preferred embodiment of this aspect of the invention, the mousse is a temperature sensitive mousse, which breaks down rapidly when exposed to the skin temperature.

In a still further preferred embodiment, the composition is a mousse including a lower alcohol content of greater than 10%, more preferably greater than 50% and a hydrocarbon gas content propellant of less than 60%, more

preferably less than 10%.

In a further aspect of the invention there is provided a topical, foamable composition including an antifungal agent characterised in that upon application to the skin of a user a penetration of at least $10\mu\text{g}/\text{cm}^2$ is achieved in the epidermis within one hour of application and sustained over a period of at least 23 hours.

When the preferred active agent is ketoconazole, the invention provides a topical, foamable composition characterised in that upon application to the skin of a user a penetration of at least $30\mu\text{g}/\text{cm}^2$ is achieved in the epidermis within one hour of application and sustained over a period of at least 23 hours.

When the preferred active agent is chlorphenesin, the invention provides a topical, foamable composition characterised in that upon application to the skin of a user a penetration of at least $10\mu\text{g}/\text{cm}^2$ is achieved in the epidermis within one hour of application and sustained over a period of at least 23 hours.

In a still further aspect of the invention, there is provided a method of treating fungal infections, particularly tinea, jock itch, dandruff and seborrheic dermatitis by applying to the affected area of a patient requiring such treatment the antifungal composition of the present invention.

In a preferred embodiment of this aspect of the invention, the composition is allowed to remain on the affected area for an extended period of time.

In this context "extended period of time" means a length of time greater than the length of time that prior art topical compositions such as shampoos are prescribed to remain in contact with the affected area. Usually, shampoos are designed to be washed off within 5 minutes.

More preferably, when the composition is used to treat dandruff or seborrheic dermatitis, it is applied at one wash or between washes and is allowed to remain on the site of application such as the scalp or hair until the site of application is subsequently washed again.

The invention also encompasses the use of an antifungal agent in the preparation of a topical foamable composition for the treatment of fungal diseases including dandruff, tinea, jock itch and seborrheic dermatitis, the topical foamable composition being characterised in that it is able to penetrate

the epidermis of the skin and is retained in or on an area to be treated for a prolonged period of time, and in that it has a non-volatile component content of less than 25%.

Detailed Description of the Invention

5 Two formulations of the present invention were prepared.

1) 0.5% ketoconazole mousse composition

	Cetyl alcohol	1.10
	Stearyl alcohol	0.50
	Quaternium 52 (50%)	1.00
10	Propylene Glycol	2.00
	Ketoconazole USP	0.50
	Ethanol 95PGF3	60.55
	Deionised Water	30.05
	P75 Hydrocarbon Propellant	4.30

15 2) 1% ketoconazole mousse composition

	Cetyl alcohol	1.10
	Stearyl alcohol	0.50
	Quaternium 52 (50%)	1.00
	Propylene Glycol	2.00
20	Ketoconazole USP	1.00
	Ethanol 95PGF3	60.20
	Deionised Water	29.90
	P75 Hydrocarbon Propellant	4.30

The compositions were prepared by dissolving the active in the ethanol. 25 the cetyl and stearyl alcohol are then added to the heated solution and mixed until dissolved. The quaternium 52, propylene glycol and water are then added and stirred until homogenous, while maintaining the elevated temperature. The solution is then dispensed into aerosol cans where the aerosol valve is then fitted and the can charged with propellant.

30 EXAMPLE 1

A study was undertaken to compare the epidermal penetration of the two mousse compositions above, against the commercially available Nizoral®

shampoo containing 2% ketoconazole. In particular the respective formulations were applied and removed as for a conventional shampoo so as to compare the penetration of the respective formulations into the epidermis.

Equipment and Materials

- 5 in vitro Franz diffusion cells (surface area 1.33 cm², receptor volume 3.5ml) incorporating human epidermis

HPLC equipment: Shimadzu automated HPLC system with uv detector, bovine serum albumin dissolved in phosphate buffered saline (pH 7.4) as receptor phase to mimic physiological conditions.

10 Experimental Protocol

finite dosing (50mg for shampoo and 100mg for mousses)

receptor phase: 4% BSA in phosphate buffered saline at pH 7.4 sampling time: 6,10,24 hours (amount in receptor phase (µg/cell) and epidermis(µg/cell)) non-occlusion study

- 15 each time period and formulation conducted in triplicate.

Application Procedure

Shampoo: 50 mg shampoo (equivalent to 1 mg ketoconazole)

dose applied to pre-wetted skin with stirring and rinsed off with deionised water after 4 minutes.

- 20 Mousse: 100 mg mousse (equivalent to 1 mg ketoconazole for 1% mousse and 500 µg ketoconazole for 0.5% mousse)
dose applied (not rinsed off).

Epidermal retention protocol

- Epidermis removed from cell following time interval, rinsed with distilled
25 water and dried to remove ketoconazole remaining on surface. Ketoconazole extracted from epidermal sample by soaking in methanol for 1 hour. This procedure is repeated with a second volume of methanol for 30 mins. The methanol samples are combined for HPLC analysis (this procedure has been validated with a 99% recovery rate).

30 HPLC assay

Column: Nova Pak C₁₈ steel column, 3.9 x 150 mm

Mobile phase: 70% MeOH in 0.02 M phosphate buffer, pH 6.8

Wavelength: 254 nm
 Flow rate: 1.3 ml/min
 Injection volume: 10 µl
 Retention time: about 7 min

5 Results

Table 1 shows the cumulated ketoconazole in both the receptor phase and the epidermis at defined time points following application of the mousse according to the invention and the shampoo of the prior art.

TABLE 1

Sample	Ketoconazole µg/cell					
	6 hours		10 hours		24 hours	
	receptor	epidermis	-receptor	epidermis	receptor	epidermis
0.5% mousse	4.96	33.15	9.04	69.46	14.69	42.10
0.5% mousse	2.83	35.71	18.08	48.04	24.77	39.19
0.5% mousse	14.37	34.3	21.3	55.29	9.82	48.27
Mean±SD	7.4±6.1	34.4±1.3	16.1±6.4	57.6±10.9	16.4±7.6	43.2±4.6
1% mousse	12.86	46.4	31.50	67.51	21.90	51.43
1% mousse	10.03	61.8	11.05	55.65	35.85	46.64
1% mousse	18.61	38.6	19.38	56.83	10.72	43.28
Mean±SD	13.8±4.4	48.9±11.8	20.6±10.3	60±6.5	22.8±12.6	47.1±4.1
2% shampoo	N	N	N	0.89	N	N
2% shampoo	N	N	N	0.28	N	0.38
2% shampoo	N	N	N	N	N	0.34
Mean±SD	-	-	-	0.39±0.46	-	0.24±0.21

N: not detectable (assuming to be zero for calculating mean and SD)

-: not available

Table 2 shows the cumulated ketoconazole in both receptor (expressed as $\mu\text{g/ml}$ receptor fluid) and epidermis (expressed as $\mu\text{g/cm}^2$ surface area) at defined time points following application of the mousse according to the present invention and the shampoo of the prior art.

TABLE 2

Sample	Ketoconazole μg					
	6 hours		10 hours		24 hours	
	receptor	epidermis	receptor	epidermis	receptor	epidermis
0.5% mousse	1.42	26.95	2.58	56.47	4.20	34.23
0.5% mousse	0.81	29.03	5.16	39.06	7.08	31.86
0.5% mousse	4.11	27.89	6.09	44.95	2.81	39.24
Mean \pm SD	2.11 \pm 1.76	27.96 \pm 1.04	4.61 \pm 1.82	46.83 \pm 8.86	4.70 \pm 2.18	35.11 \pm 3.77
1% mousse	3.67	37.72	9.00	54.89	6.26	41.81
1% mousse	2.87	50.24	3.16	45.24	10.24	37.92
1% mousse	5.32	31.38	5.54	46.20	3.06	35.19
Mean \pm SD	3.95 \pm 1.25	39.78 \pm 9.60	5.90 \pm 2.94	48.78 \pm 5.31	6.52 \pm 3.60	38.31 \pm 3.33
2% shampoo	N	N	N	0.72	N	N
2% shampoo	N	N	N	0.23	N	0.31
2% shampoo	N	N	N	N	N	0.28
Mean \pm SD	-	-	-	0.32 \pm 0.37	-	0.20 \pm 0.17

N: not detectable (assuming to be zero for calculating mean and SD)

-: not available

Figure 1 shows the time course of the ketoconazole penetrating across human epidermis to receptor fluid. The closed points of the graph represent 0.5% mousse, the open points represent 1.0% mousse. Data are the mean \pm SD of triplicate (from Table 2).

5 Figure 2 represents the time course of ketoconazole retained in the epidermis. The closed points of the graph represent 0.5% mousse, the open points represent 1.0% mousse. Data are the mean \pm SD of triplicate (from Table 2).

Figure 3 compares the levels of retention of ketoconazole on the skin, the
10 levels of retention of the ketoconazole in the skin and the amount of ketoconazole passed through the skin in the tests using a mousse according to the invention with the same measures using Nizoral®. Note that ketoconazole levels found after application of the Nizoral® shampoo were low and thus are not visible in this figure

- 15 It can readily be observed from the results of example 1 that:
1. the ketoconazole in the mousse compositions of the present invention penetrated the skin in appreciable quantity;
 2. the ketoconazole in the mousse composition of the present invention was preferentially retained in the epidermis compared to penetration into the
20 receptor solution;
 3. application of the prior art shampoo, Nizoral®, resulted in insignificant amounts of ketoconazole in the epidermis and penetrating to the receptor phase at any of the time points following application using a standardised shampooing procedure;
 - 25 4. comparison of the 1% and 0.5% mousse formulations of the present invention shows that there is little difference in epidermal and receptor phase concentrations.

EXAMPLE 2

A second study was undertaken to compare the skin penetration and
30 retention of ketoconazole from the 1% ketoconazole mousse composition of the current invention with Nizoral® Shampoo (1%w/w). The 1% mousse composition had a total residue content of 5.1% solids including active.

Equipment and Materials

In vitro Franz diffusion cells (surface area 1.33 cm², receptor volume 3.5 mL) incorporating full thickness human skin,

HPLC equipment: Shimadzu automated HPLC system with uv detector.

5 Experimental protocol

Finite dosing (50 mg of each formulation placed onto skin surface),

Receptor phase: 4% bovine serum albumin (BSA) in phosphate buffered saline (PBS) pH 7.4,

Sampling times for skin retention: 15 minutes, 1, 12, 24 hours,

10 Sampling times for skin penetration to receptor phase: 12, 24 hours,

Amount of ketoconazole in full thickness skin and receptor phase measured by HPLC assay following suitable extraction procedure,

Non-occlusion study,

Triplicate measurements.

15 Application procedure

Both mousse and shampoo were applied and left in contact with the skin for the duration of the penetration study. Following this the formulation was washed off the skin with distilled water prior to sample extraction procedure and HPLC assay for ketoconazole content.

20 HPLC assay

Column: Nova Pac C₁₈ steel column, 3.9 x 150 mm (Waters)

Mobile phase: 70% MeOH in 0.02M PBS, pH 6.8

Wavelength: 254 nm

Flow rate: 1.0 mL/min

25 Injection volume: 10 µL

Retention time: approximately 8 mins

Full thickness skin retention protocol

Full thickness skin was removed from cell following time interval, rinsed with distilled water and dried to remove ketoconazole remaining on surface.

30 Ketoconazole was extracted from full thickness skin sample by soaking in methanol for 1 hour. This procedure was repeated with a second volume of methanol for 30 mins. The methanol samples were combined from HPLC

WO 99/20250

PCT/AU98/00867

13

analysis. [This procedure has been validated with a 99% recovery rate].

Results

Figure 4 shows the HPLC standard curve for ketoconazole.

Table 3 shows the amount of ketoconazole retained in the skin ($\mu\text{g}/\text{cm}^2$) at 15, 60 minutes, 12 and 24 hours following application of the mousse 5 according to the invention, or the shampoo of the prior art.

Table 3, Ketoconazole retained in skin ($\mu\text{g}/\text{cm}^2$) at 15, 60 mins, 12, 24 hours following application of mousse or shampoo.

Sample	Ketoconazole in skin ($\mu\text{g}/\text{cm}^2$)			
	mean \pm SEM			
	15 mins	60 mins	12 hrs	24 hrs
Shampoo	11.2 \pm 0.91	24.2 \pm 1.58	39.7 \pm 12.3	70.1 \pm 18.8
Mousse	19.6 \pm 2.5	44.1 \pm 8.27	128.37 \pm 19.1	228.57 \pm 14.8

Table 4 shows the amount of ketoconazole penetrated to the receptor 10 phase ($\mu\text{g}/\text{mL}$) at 12, 24 hours following application of the mousse according to the invention, or the shampoo of the prior art.

Table 4, Ketoconazole penetrated to receptor phase ($\mu\text{g}/\text{mL}$) at 12, 24 hours following application of mousse or shampoo.

Sample	Ketoconazole in receptor ($\mu\text{g}/\text{mL}$)			
	mean \pm SEM			
	15 mins	60 mins	12 hrs	24 hrs
Shampoo	-	-	n	0.04 \pm 0.04
Mousse	-	-	0.07 \pm 0.05	0.30 \pm 0.04

n: not detectable

-: not assayed

Figure 5 shows the amount of ketoconazole retained in the skin versus 15 the time after application of the formulation according to the invention. Data are the mean \pm SEM (n=3) from Table 4.

The mousse formulation according to the invention demonstrated

significantly greater skin retention of ketoconazole than the shampoo formulation of the prior art over the 24 hour period.

It can readily be observed from the results of example 2 that:

1. penetration of ketoconazole to the receptor phase over the 24 hours following application was minimal for both shampoo and mousse.
2. skin retention of ketoconazole was significantly greater following application of the mousse formulation compared to the shampoo ($p < 0.05$).

EXAMPLE 3

A third study was undertaken to compare the skin penetration and retention of two formulations according to the invention in which the active anti fungal agent was chlorphenesin (0.5% w/w). One formulation was ethanolic and had a total residue content of 2.5% solids including active, the other formulation was aqueous and had a total residue content of 4.6% solids including active.

15	<u>Aqueous formulation</u>	<u>%w/w</u>
	Chlorphenesin	0.50
	Cetyl alcohol	0.70
	Stearyl alcohol	0.30
	Isocetyl alcohol	2.50
20	Ceteth 20	0.50
	Preservative	0.10
	Purified Water	90.40
	P75 Hydrocarbon Propellant	5.00
	<u>Ethanolic formulation</u>	
25	Chlorphenesin	0.50
	Cetyl alcohol	1.10
	Stearyl alcohol	0.50
	Polysorbate	0.40
	Ethanol 95%	60.79
30	Purified Water	32.41
	P75 Hydrocarbon Propellant	4.30

Equipment and Materials

In vitro Franz diffusion cells (surface area 1.33 cm², receptor volume 3.5 mL) incorporating full thickness human skin,

HPLC equipment: Shimadzu automated HPLC system with uv detector.

Experimental protocol

- 5 Finite dosing (50 mg of each formulation placed onto skin surface),
Receptor phase: 4% bovine serum albumin (BSA) in phosphate buffered saline (PBS) pH 7.4,
Sampling times for skin retention: 15 minutes, 1, 12, 24 hours,
Sampling times for skin penetration to receptor phase: 12, 24 hours,
- 10 Amount of chlorphenesin in full thickness skin and receptor phase measured by HPLC assay following extraction into acetonitrile (ACN) and methanol (MeOH) (9:1),
Non-occlusion study,
Triplicate measurements.

15 Application

Mousses according to the invention were applied and left in contact with the skin for the duration of the penetration study. Following this the formulation was washed off with distilled water prior to the extraction and HPLC for chlorphenesin content.

20 HPLC assay

Column: Nova Pac C₁₈ steel column, 3.9 x 150 mm (Waters)

Mobile phase: 30% ACN

Wavelength: 280 nm

Flow rate: 1.0 mL/min

25 Injection volume: 20 µL

Retention time: approximately 3.6 mins

Skin Retention Protocol

- Skin was removed from the cell following time interval and rinsed with distilled water to remove chlorphenesin on the surface. Chlorphenesin was extracted
- 30 from homogenised skin by soaking in 1mL ACN-MeOH mix for 1 hour. This procedure was repeated for a further four 30 minute periods. The five samples were combined for HPLC analysis. [The procedure was validated with a 99%

recovery rate].

Results

Figure 6 shows the HPLC standard curve for chlorphenesin. Data are the mean \pm standard deviation (n=3).

- 5 Table 5 shows the amount of chlorphenesin retained in the skin ($\mu\text{g}/\text{cm}^2$) at 15, 60 minutes, 12 and 24 hours following application of the mousse according to the invention.

Table 5

Sample	Chlorphenesin in skin ($\mu\text{g}/\text{cm}^2$) mean \pm SD			
	15 mins	60 mins	12 hrs	24 hrs
aqueous	12.8 \pm 4.8	13.2 \pm 1.1	47.6 \pm 13.2	35.8 \pm 2.2
non-aqueous	16.7 \pm 5.5	22 \pm 9.7	93.8 \pm 17.3	57.4 \pm 20.4

- 10 Table 6 shows the amount of chlorphenesin penetrated to the receptor phase ($\mu\text{g}/\text{mL}$) at 12, 24 hours following application of the mousse according to the invention.

Table 6

Sample	Chlorphenesin in receptor ($\mu\text{g}/\text{mL}$) mean \pm SD			
	15 mins	60 mins	12 hrs	24 hrs
aqueous	-	-	2.9 \pm 0.4	5.6 \pm 1.1
non-aqueous	-	-	5 \pm 0.7	5.1 \pm 1.5

:- not assayed

Figure 7 shows the amount of chlorphenesin retained in the skin versus the time after application of the formulation according to the invention. Data are the mean \pm standard deviation (n=3) from Table 5. The open points are the aqueous formulation. The closed points represent the ethanolic formulation.

- 15 It is readily observed from the results of example 3 that active agents other than ketoconazole formulated as both ethanolic and aqueous compositions achieve the desired penetration and retention levels for effective treatment of fungal skin conditions.

It will be appreciated that the scope of this invention goes beyond the specific formulations exemplified to encompass topical foamable antifungal compositions having like components to those specifically mentioned but having characteristic penetration and retention levels in the skin of the user, and low
5 levels of residual solid content as defined.

THE CLAIMS DEFINING THE INVENTION ARE AS FOLLOWS:

1. A topical foamable composition comprising:
 - (a) an antifungal agent;
 - (b) at least one surfactant;
 - (c) long chain alcohol;
 - (d) a lower alcohol content of greater than 10% by weight of the total composition; and
 - (e) hydrocarbon gas propellant in an amount of less than 60% by weight of the total composition, wherein the composition is a temperature sensitive mousse and has a residual non-volatile component of less than 25%.
2. The composition as claimed in claim 1, wherein the lower alcohol is ethanol.
3. The composition as claimed in claim 1 or claim 2 which has a residual non-volatile component content of less than 10% by weight.
4. The composition as claimed in any one of claims 1 - 3 which has a residual non-volatile component of less than 6% by weight.
5. The composition as claimed in any one of claims 1 - 4 comprising:
 - up to 5% by weight of long chain alcohols;
 - up to 5% by weight of quaternary ammonium compound;
 - up to 10% by weight of propylene glycol;
 - up to 5% by weight of the antifungal agent;
 - up to 90% by weight of lower alcohol solvent;
 - up to 5% by weight of surfactant
 - 5-95% by weight of water; and
 - up to 20% by weight of a hydrocarbon gas propellant.
6. The composition as claimed in any one of claims 1 - 5, wherein at least one antifungal agent is selected from the group consisting of diols, allylamines, polyene macrolide antibiotics, triazole derivatives, fatty acids, amorolfine, ciclopirox, olamine,

benzoic acid, flucytosine, haloprogin, tolnaftate, undecenoic acid and its salts, griseofulvin and imidazole compounds.

7. The composition as claimed in any one of claims 1 - 6, wherein the antifungal is an imidazole compound.

8. The composition as claimed in any one of claims 1 - 7, wherein the antifungal agent is ketoconazole.

9. The composition as claimed in claim 8, wherein the ketoconazole penetrates the epidermis of a user at a rate of at least $30\mu\text{g}/\text{cm}^2$ within one hour of application and is sustained over a period of at least 23 hours.

10. The composition as claimed in any one of claims 1 - 6, wherein the antifungal agent is chlorphenesin.

11. The composition as claimed in claim 10, wherein the chlorphenesin penetrates the epidermis of a user at a rate of at least $10\mu\text{g}/\text{cm}^2$ with one hour of application and is sustained over a period of at least 23 hours.

12. The composition as claimed in any one of claims 1 - 11, wherein the surfactant is selected from the group consisting of ethoxylated sorbitan stearate, ethoxylated sorbitan palmitate, ethoxylated sorbitan oleate, nonyl phenol ethoxylates and fatty alcohol ethoxylates and mixtures thereof.

13. The topical foamable composition as claimed in claim 1 comprising:

- (a) up to 5% by weight of an antifungal agent selected from an imidazole compound and chlorphenesin;
- (b) up to 90% by weight of lower alcohol;
- (c) up to 5% by weight of at least one surfactant;
- (d) up to 5% by weight of long chain alcohol;
- (e) up to 5% of quaternary ammonium compound;
- (f) up to 10% by weight propylene glycol;
- (g) 5-95% by weight water; and

(h) up to 20% by weight of a hydrocarbon gas propellant.

14. The composition as claimed in claim 13, wherein the imidazole compound is ketoconazole.

15. The composition as claimed in any one of claims 1 to 14, wherein the surfactant is polyoxyethylene (20) sorbitane monostearate.

16. The composition as claimed in any one of claims 1 to 15, wherein the long chain alcohol is cetyl alcohol or stearyl alcohol or mixtures thereof.

17. Use of the composition as claimed in any one of claims 1 to 16, for the preparation of a pharmaceutical for the treatment of fungal diseases including jock itch, tinea, dandruff and seborrheic dermatitis.

18. A topical foamable composition comprising:
an antifungal agent;
at least one surfactant;
a long chain alcohol; and
water, wherein the composition is a temperature sensitive mousse and has a residual non-volatile component content of less than 25%.

19. The composition as claimed in claim 18, wherein the antifungal agent is selected from the group consisting of diols, allylamines, polyene macrolide antibiotics, triazole derivatives, fatty acids, amorolfine, ciclopirox, olamine, benzoic acid, flucytosine, haloprogin, tolnaftate, undecenoic acid and its salts, griseofulvin and imidazole compounds.

20. The composition as claimed in claim 18 or 19, wherein the antifungal agent is an imidazole compound.

21. The composition as claimed in any one of claims 18 to 20, wherein the antifungal agent is ketoconazole.

22. The composition as claimed in claim 18 or 19, wherein the antifungal agent is chlorphenesin.

23. The composition as claimed in any one of claims 18 to 22, wherein the surfactant is selected from the group consisting of ethoxylated sorbitan stearate, ethoxylated sorbitan palmitate, ethoxylated sorbitan oleate, nonyl phenol ethoxylates and fatty alcohol ethoxylates and mixtures thereof.

24. The composition as claimed in any one of claims 18 to 23, wherein the surfactant is a fatty alcohol ethoxylate.

25. The composition as claimed in any one of claims 18 to 24, wherein the surfactant is Ceteth 20.

26. The composition as claimed in any one of claims 18 to 25, wherein the long chain alcohol is selected from the group consisting of cetyl, isocetyl, stearyl, lauryl, myristyl and palmityl alcohols, and mixtures thereof.

27. The composition as claimed in any one of claims 18 to 26, wherein the long chain alcohol is a mixture of cetyl alcohol, stearyl alcohol and isocetyl alcohol.

28. The composition as claimed in any one of claims 18 to 27, comprising a hydrocarbon gas propellant present in an amount of less than 60% by weight.

29. The composition as claimed in any one of claim 28, wherein the hydrocarbon gas propellant is present in an amount of less than 10% by weight.

30. The composition as claimed in any one of claims 18 to 29, which has a residual non-volatile component content of less than 10% by weight.

31. The composition as claimed in any one of claims 18 to 30, which has a residual non-volatile component content of less than 6% by weight.

32. The composition as claimed in any one of claims 18 to 31, wherein the mousse includes no lower alcohol.

33. Use of a composition as claimed in any one of claims 18 to 32 in the manufacture of a medicament for the treatment of fungal diseases including dandruff, tinea, jock itch and seborrheic dermatitis.

34. Use of the composition as claimed in any one of claims 1 to 16, for the treatment of fungal diseases including jock itch, tinea, dandruff and seborrheic dermatitis.

35. Use of a composition as claimed in any one of claims 18 to 32 for the treatment of fungal diseases including dandruff, tinea, jock itch and seborrheic dermatitis.

FIG 1

1/4

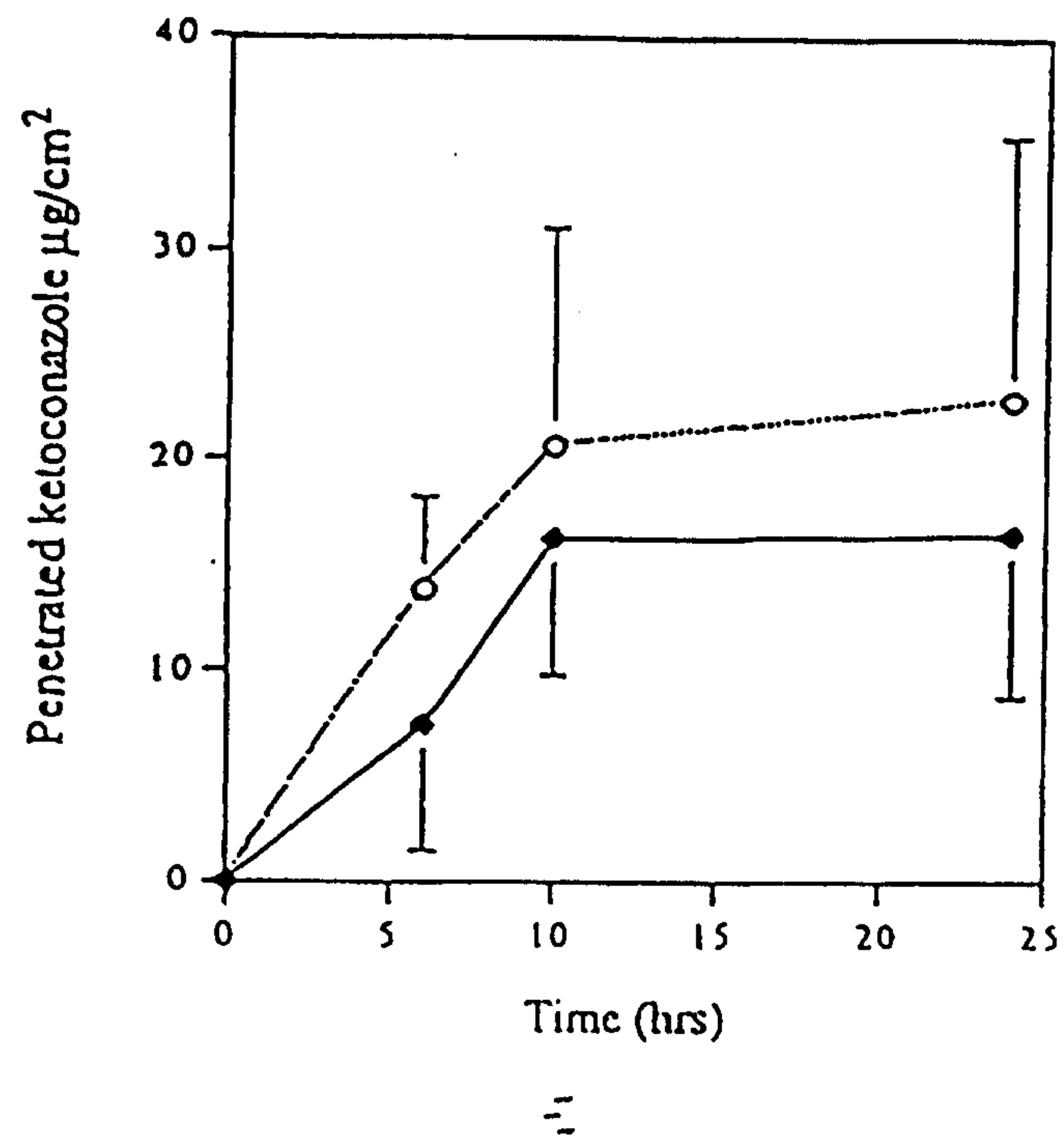


FIG 2

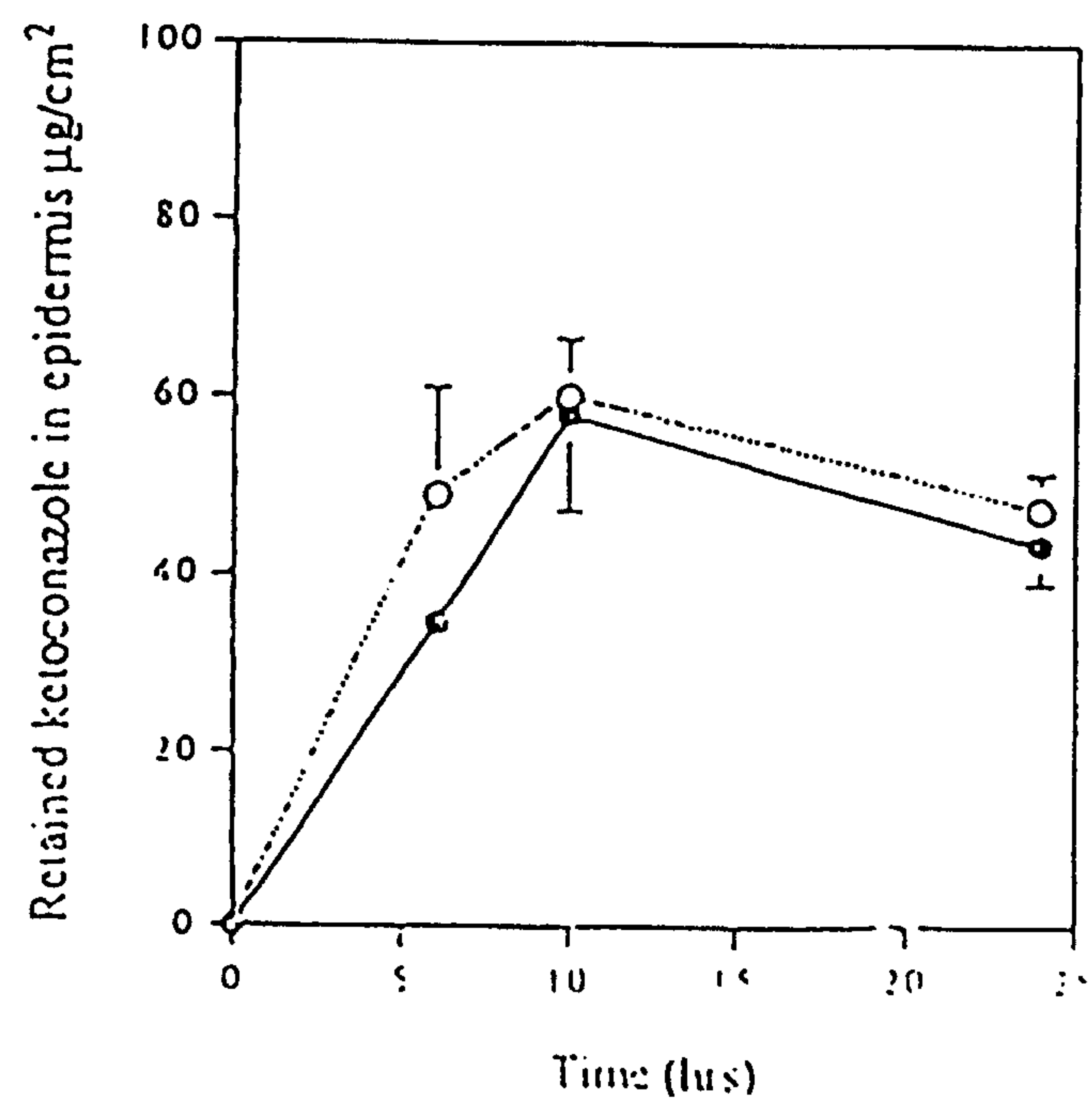


Fig 3. Ketoconazole Mousse vs Nizoral Shampoo

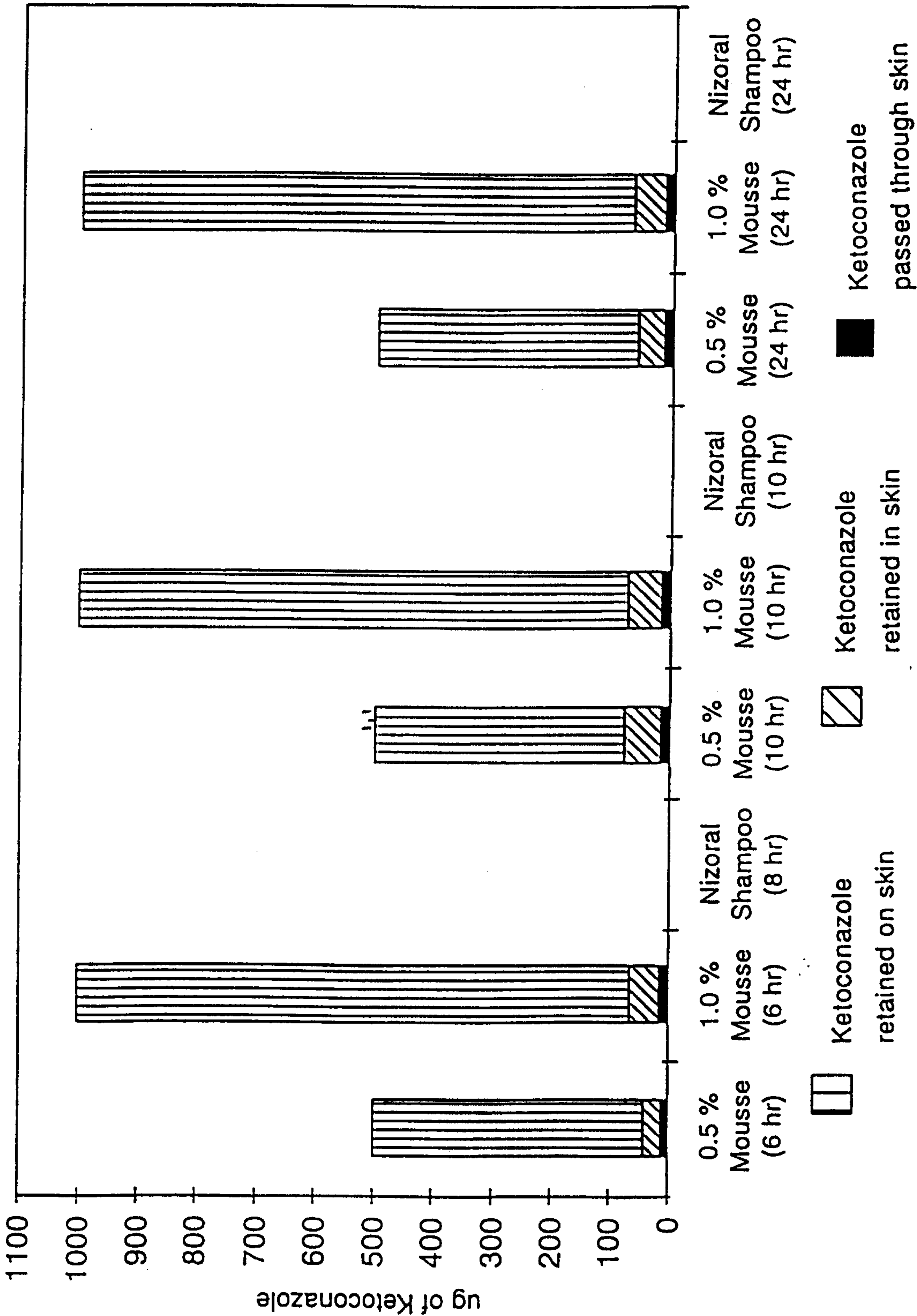


FIG 4 3/4

HPLC Standard curve for ketoconazole

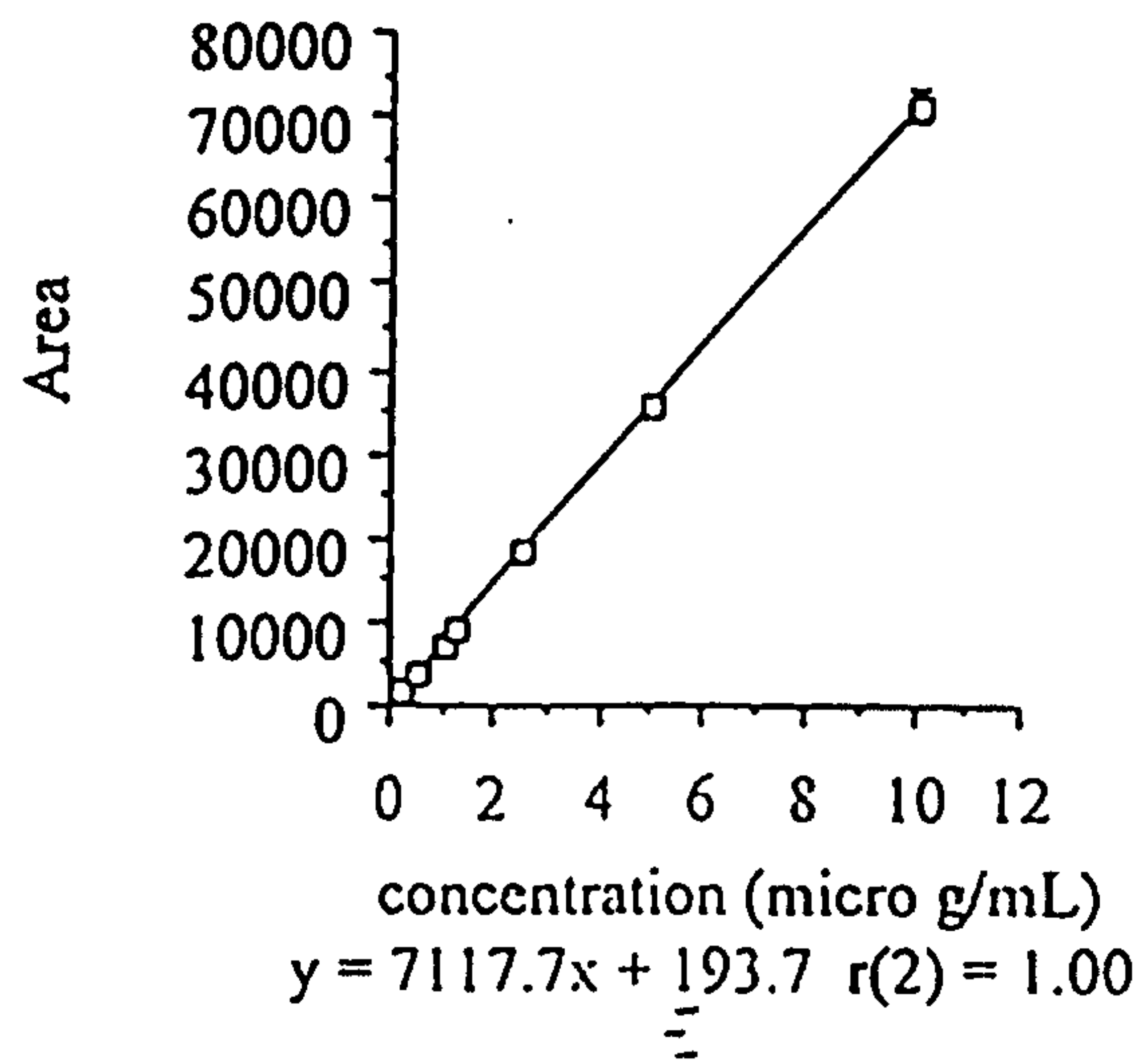


FIG 5

Ketoconazole assayed in skin at the time points studied

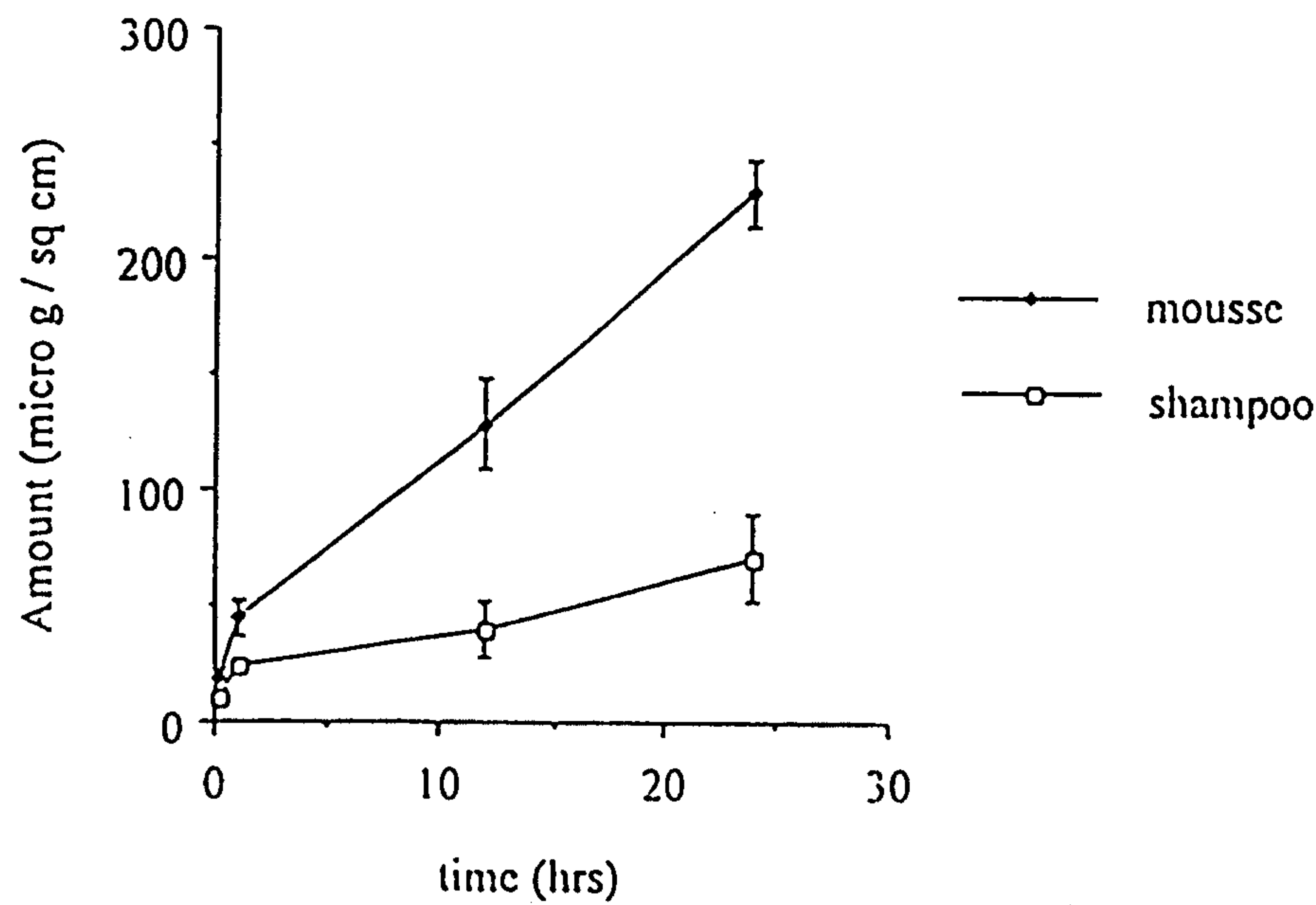


Figure.1 Ketoconazole retained in skin versus time after application of formulation.
Data are the mean \pm SEM (n=3) from Table 1.

4/4

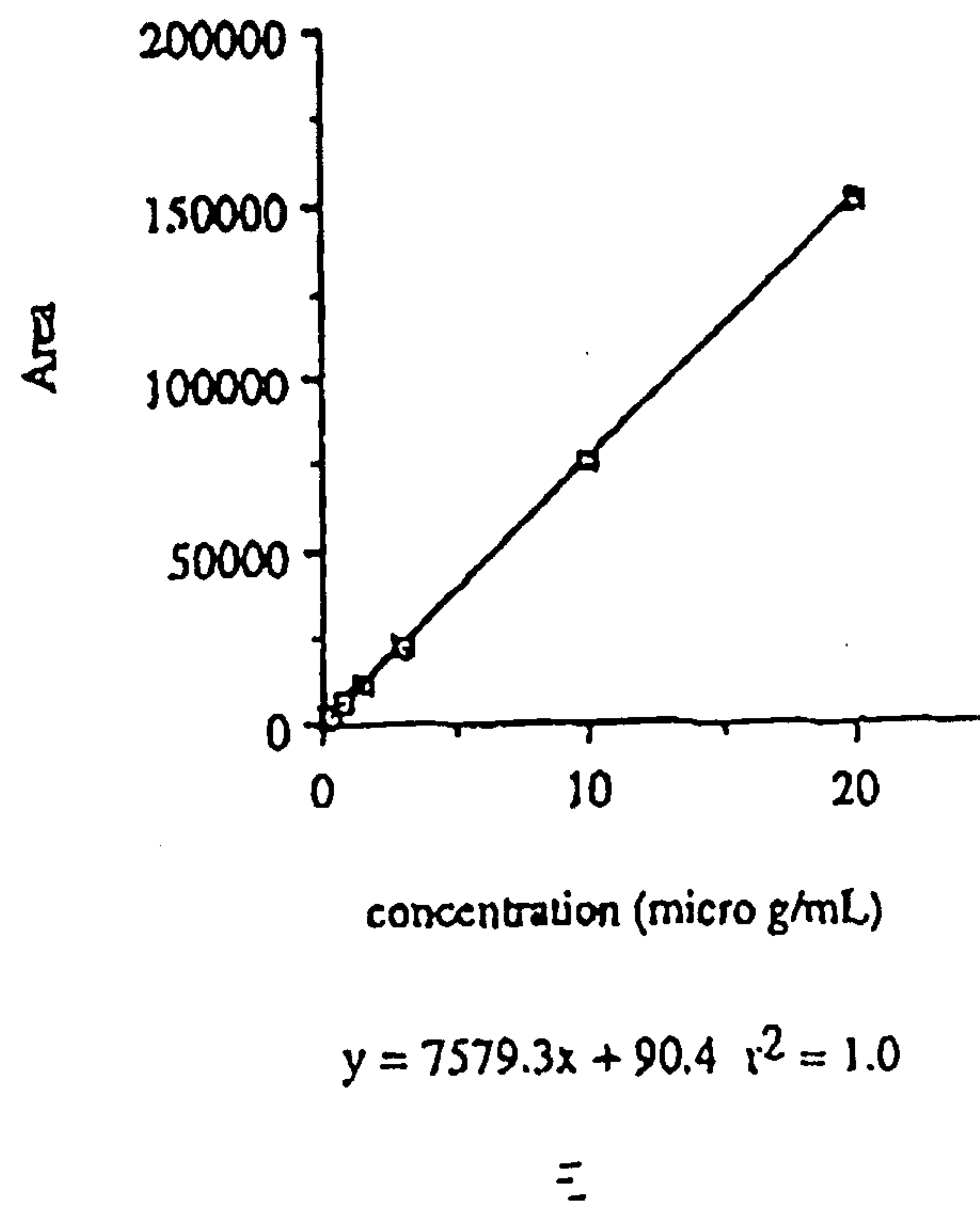


FIG 7

