



- (51) International Patent Classification:  
*H04W 72/04* (2009.01) *H04L 5/00* (2006.01)
- (21) International Application Number:  
PCT/CN2014/090540
- (22) International Filing Date:  
7 November 2014 (07.11.2014)
- (25) Filing Language: English
- (26) Publication Language: English
- (71) Applicant (for CN only): **ALCATEL-LUCENT SHANGHAI BELL CO., LTD.** [CN/CN]; No. 388, Ningqiao Road, Pudong Jinqiao, Shanghai 201206 (CN).
- (71) Applicant: **ALCATEL LUCENT** [FR/FR]; 3, Avenue Octave Gréard, F-75007 Paris (FR).
- (72) Inventors: **BAKER, Matthew P.J.**; 12 Fir Tree Close, Rough Common, Canterbury Kent CT2 9DB (GB). **YE, Sigen**; 7 Tavern Ln, Whitehouse Station, New Jersey 08889 (US). **HU, Teck**; 2958 Cortona Dr., Melbourne, Florida 32940 (US). **WONG, Shin Horng**; 2 Fox Croft Walk, Chippenham Wiltshire SN15 3YB (GB). **HAN, Feng**; No. 388, Ningqiao Road, Pudong Jinqiao, Shanghai 201206 (CN). **KHAWER, Mohammad R.**; 11 Hill Hollow Road, Lake Hopatcong, New Jersey 07849 (US).

(74) Agent: **KING & WOOD MALLESONS**; 20th Floor, East Tower, World Financial Centre, 1 Dongsanhuan Zhonglu, Chaoyang District, Beijing 100020 (CN).

(81) Designated States (unless otherwise indicated, for every kind of national protection available): AE, AG, AL, AM, AO, AT, AU, AZ, BA, BB, BG, BH, BN, BR, BW, BY, BZ, CA, CH, CL, CN, CO, CR, CU, CZ, DE, DK, DM, DO, DZ, EC, EE, EG, ES, FI, GB, GD, GE, GH, GM, GT, HN, HR, HU, ID, IL, IN, IR, IS, JP, KE, KG, KN, KP, KR, KZ, LA, LC, LK, LR, LS, LU, LY, MA, MD, ME, MG, MK, MN, MW, MX, MY, MZ, NA, NG, NI, NO, NZ, OM, PA, PE, PG, PH, PL, PT, QA, RO, RS, RU, RW, SA, SC, SD, SE, SG, SK, SL, SM, ST, SV, SY, TH, TJ, TM, TN, TR, TT, TZ, UA, UG, US, UZ, VC, VN, ZA, ZM, ZW.

(84) Designated States (unless otherwise indicated, for every kind of regional protection available): ARIPO (BW, GH, GM, KE, LR, LS, MW, MZ, NA, RW, SD, SL, ST, SZ, TZ, UG, ZM, ZW), Eurasian (AM, AZ, BY, KG, KZ, RU, TJ, TM), European (AL, AT, BE, BG, CH, CY, CZ, DE, DK, EE, ES, FI, FR, GB, GR, HR, HU, IE, IS, IT, LT, LU, LV, MC, MK, MT, NL, NO, PL, PT, RO, RS, SE, SI, SK, SM, TR), OAPI (BF, BJ, CF, CG, CI, CM, GA, GN, GQ, GW, KM, ML, MR, NE, SN, TD, TG).

Published:

— with international search report (Art. 21(3))

(54) Title: METHOD FOR ASSISTING DATA TRANSMISSION ON FIRST CARRIER BY INDICATING TERMINATION POINT OF DATA TRANSMISSION

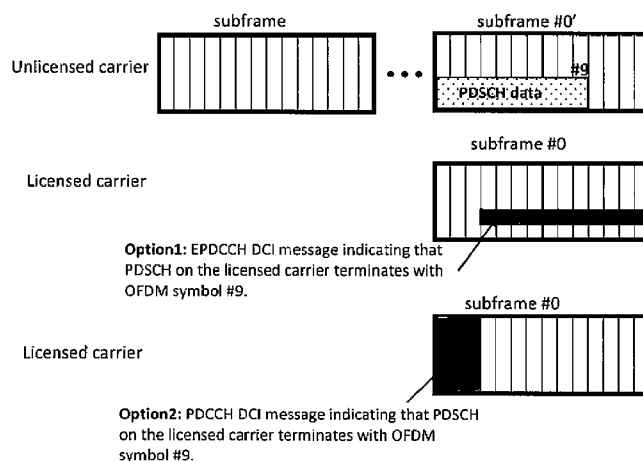


Figure 2

(57) Abstract: A method is provided for assisting data transmission on a first carrier by indicating a termination point of data transmission in a transmitting device and apparatus thereof, wherein the method comprises the steps of: A. transmitting data on the carrier to a receiving device in a first subframe; and B. transmitting downlink control information to the receiving device; wherein the downlink control information includes a termination point indication for indicating a termination point of the data in the first subframe. The method and apparatus could improve the utilization of subframe and transmission capacity, and enable LTE to satisfy the regulations for unlicensed operation with high spectral efficiency.

WO 2016/070397 A1

## METHOD FOR ASSISTING DATA TRANSMISSION ON FIRST CARRIER BY INDICATING TERMINATION POINT OF DATA TRANSMISSION

### Field of the Invention

5           The application relates to a wireless communication field, and particularly to a method for assisting data transmission on a first carrier by indicating a termination point of data transmission and apparatus thereof.

### Background of the Invention

10           In LTE Licensed-Assisted Access (LAA), an LTE carrier operating in unlicensed spectrum is aggregated with an LTE carrier in licensed spectrum. The subframe boundaries on the unlicensed carrier would typically be aligned with those on the licensed carrier.

          Before data transmission can take place on the unlicensed carrier, regulations in some parts of the world require that a Clear Channel Assessment (CCA) or Extended CCA (ECCA) procedure is carried out to sense the channel to determine that it is free of  
15           transmissions from other devices. If the (E)CCA carried out by a device determines that the channel is free, the device may commence transmission immediately.

          Further regulations in some parts of the world impose a restriction on the maximum length of transmission time by a given device (e.g. 4ms). Currently in LTE, data  
20           transmissions always terminate at a subframe boundary, since there is no mechanism to indicate any other termination point. However, with subframes having a duration of 1ms, up to 25% of the available transmission time may not be utilized in each transmission opportunity if data transmissions have to terminate at the last subframe boundary before 4ms after the start of transmission.

25           A mechanism is therefore needed to enable data transmissions to terminate part way through a subframe.

### Object and Summary of the Invention

          In view of technical problem mentioned above, it would be desirable to achieve a  
30           solution for assisting data transmission on a first carrier by indicating a termination point of data transmission.

To achieve the purpose of the invention, a first aspect of the invention proposes a method for assisting data transmission on a first carrier by indicating a termination point of data transmission in a transmitting device, wherein the method comprises the steps of: A. transmitting data on the carrier to a receiving device in a first subframe; and B. transmitting downlink control information to the receiving device; wherein the downlink control information includes a termination point indication for indicating a termination point of the data in the first subframe.

Advantageously, the step (B) further comprises:

- transmitting the downlink control information to the receiving device on a second carrier.

Advantageously, a subframe for transmitting the downlink control information is aligned with the first subframe.

Advantageously, the step (B) further comprises:

- transmitting the downlink control information to the receiving device on the first carrier in the first subframe.

Advantageously, the termination point indication includes an indicator for indicating a symbol index of the termination point of the data in the first subframe.

Advantageously, each value represented by the indicator corresponds to a symbol index of possible termination point according to a mapping relationship configured in advance by higher-layer signaling or predetermined specification.

Advantageously, the possible termination point is located not before a reference signal designed for demodulation of the data.

Advantageously, the indicator comprises a 1-bit flag for indicating whether the data terminates at the mid-point of the first subframe or continues until the end of the first subframe.

Advantageously, the termination point indication comprises a postamble signal transmitted immediately after the termination point of the data in the first subframe.

Advantageously, the downlink control information further comprises an indication of a size of the data block transmitted, wherein the indication of a size is derived from a first table of sizes if the termination point indication indicates a termination point prior to the end of the sub-frame and a second table of sizes otherwise.;

Advantageously, the downlink control information further comprises an indication of a size of the data block transmitted, wherein the indication of a size is derived from a

second table of sizes and a scaling factor if the termination point indication indicates a termination point prior to the end of the sub-frame and the second table of sizes otherwise.;

Advantageously, the transmitting device is a base station and the receiving device is a user equipment.

5 A second aspect of the invention proposes an apparatus for assisting data transmission on a first carrier by indicating a termination point of data transmission in a transmitting device, wherein the apparatus comprises: a first transmitting unit configured to transmit data on the carrier to a receiving device in a first subframe; and a second transmitting unit configured to transmit downlink control information to the receiving  
10 device; a DCI unit configured to generate the downlink control information; wherein the downlink control information includes a termination point indication for indicating a termination point of the data in the first subframe.

Advantageously, the DCI unit further comprises: a determining module configured to determine a value for a symbol index of the termination point of the data in the first  
15 subframe according to a mapping relationship configured in advance by higher-layer signaling or predetermined specification.

In summary, the inventive methods and apparatus could improve the utilization of subframe and transmission capacity, and enable LTE-Unlicensed to satisfy the regulations for unlicensed operation with high spectral efficiency. Besides, the solution in this  
20 invention has greater competitiveness in accessing the channel.

### **Brief Description of the Drawings**

The invention is explained in further detail, and by way of example, with reference to the accompanying drawings wherein:

25 Figure 1 illustrates a flow chart of a method for assisting data transmission on a first carrier by indicating a termination point of data transmission in accordance with this invention;

Figure 2 illustrates a schematic view of a typical embodiment in accordance with this invention; and

30 Figure 3 illustrates a schematic view of another possible embodiment in accordance with this invention;

Throughout the above drawings, like reference numerals will be understood to refer to like, similar or corresponding features or functions.

### Detailed Description

5           The following particular description of preferred embodiments will be given with reference to the drawings constituting a part of the invention. The drawings exemplarily illustrate particular embodiments, in which the invention can be practiced. The exemplary embodiments are not intended to exhaust all the embodiments of the invention. As can be appreciated, other embodiments can be possible or structural or logical modifications can  
10 be made without departing from the scope of the invention. Thus the following detailed description is not intended to be limiting, and the scope of the invention will be defined as in the appended claims.

          The main concept of the method in the invention is: when a transmitting device is required to transmit data (e.g. PDSCH data) on a first carrier (e.g. unlicensed carrier) to a  
15 receiving device, the transmitting device will send a termination point indication to the receiving device in DCI (downlink control information) message, such that the receiving device could know the termination point of the data and implement the corresponding demodulation, wherein the termination point indication is used for indicating a termination point of the data.

20           Based on the concept mentioned above, the invention further proposes a corresponding apparatus for assisting data transmission by a indicating termination point of data transmission in transmitting device. The apparatus comprises a first transmitting unit configured to transmit data, a second transmitting unit configured to transmit downlink control information and a DCI unit configured to generate the downlink control  
25 information, wherein the DCI unit further comprises a determining module.

          Hereinafter, the method for assisting data transmission by indicating a termination point of data transmission and apparatus thereof will be described in detail referring to figure 1.

30           In step 202, a DCI unit generates downlink control information containing a termination point indication for indicating a termination point of the data in a first subframe, wherein the termination point of the data is on the first subframe. In other word, the termination point of the data corresponds to one of symbols in the first subframe.

To be specific, when a transmitting device needs to transmit data to a receiving device on a first carrier (e.g. unlicensed carrier), the transmitting device is required to send downlink control information containing a termination point indication to the receiving device. In one embodiment, the downlink control information also contains transmission parameters of the data transmission (for example Physical Resource Block (PRB) resources, Modulation and Coding Scheme (MCS), transport block size (TBS)).

The termination point indication indicates a symbol index of the termination point of the data in the first subframe by an indicator. In one embodiment, each value represented by the indicator corresponds to a symbol index in the first subframe to indicate the termination point of the data. However, for a subframe with 14 symbols, it might need at least 4-bit for an indicator to represent all symbol indexes in a subframe if each symbol index is assigned to a value represented by indicator. Because not all of symbols are likely to be the termination point (for example, the first several symbols in the subframe hardly become the termination point), it means assignment for all symbols in the first subframe is not an optimal solution.

Therefore, in a preferred embodiment of this invention, we propose to assign a value represented by indicator only for those symbols which are likely to be the termination point. Such solution can improve the utilization of DCI resource. In order to implement this solution, a set of possible termination points should be configured in advance by higher-layer signalling or are predetermined by specification, and a mapping relationship between the symbol indexes of possible termination points and the value represented by the indicator also should be configured in advance by higher-layer signalling or are predetermined by specification. Therefore, before step 202, the method further comprise step 201'.

In step 201', a mapping relationship between the symbol indexes of possible termination points and the value represented by the indicator is configured in advance by higher-layer signalling or are predetermined by specification. According to the mapping relationship, a determining module in transmitting device may determine a value corresponding to a symbol index of practical termination point of the data in the first subframe. Correspondingly, after obtaining a value represented by the indicator, the receiving device may immediately determine a corresponding symbol index according to the mapping relationship.

In a preferred embodiment, such possible termination points could be the proximity of

reference signals designed for demodulation of the data. For example, it might not be permitted to terminate the data transmission before the first demodulation reference signals in the subframe have been transmitted, so the possible termination points can be located not before a reference signal designed for demodulation of the data.

5 In another preferred embodiment, the only possible termination point is the mid-point of the subframe (a.k.a. the slot boundary); in this case, the indicator simply comprises a 1-bit flag, indicating whether the data transmission can be assumed to terminate at the slot boundary or to continue until the end of the subframe.

10 In the existing LTE specification, TBS is not explicitly signaled. Instead, it is derived based on the MCS, the number of PRBs and the pre-defined TBS tables. When there is a large variation in the number of OFDM symbols used for data transmission, the TBS should also depend on the number of OFDM symbols. Therefore, before step 202, the method further comprise step 201”

15 In step 201”, a first table of sizes or a scaling factor is configured in advance by higher-layer signalling or is predetermined by specification. The first table of sizes or scaling factor should be shared with receiving device before data transmission.

20 In a preferred embodiment, the first table of sizes corresponding to different numbers of OFDM symbols of data is defined. The downlink control information further comprises an indication of a size of the data block transmitted, wherein the indication of a size is derived from the first table of sizes if the termination point indication indicates a termination point prior to the end of the sub-frame and a second table of sizes otherwise. The second table of sizes is the existing TBS table.

25 In a preferred embodiment, scaling factors for different numbers of symbols of data based on a second table of sizes (existing TBS table) are defined. A scaling factor can be applied to the second table of sizes for each value of the number of OFDM symbols. Different scaling factors can be used for different values of the number of OFDM symbols. Alternatively, the same scaling factor can be used for a set of values of the number of OFDM symbols (similar to the handling of DwPTS in LTE TDD). Correspondingly, the downlink control information further comprises an indication of a size of the data block transmitted, wherein the indication of a size is derived from a second table of sizes and a scaling factor if the termination point indication indicates a termination point prior to the end of the sub-frame and the second table of sizes otherwise.

30 In step 204, the first transmitting unit transmits data to the receiving device on a first

carrier. It should be noted that the data will be transmitted from the 4<sup>th</sup> symbols of the first subframe when the first 1-3 symbols is occupied by the PDCCH DCI message.

In a preferred embodiment, a postamble signal is transmitted immediately after termination of the data transmission, for example in a part of an OFDM symbol, one OFDM symbol, or multiple OFDM symbols. Therefore, the termination point indication further comprises a postamble signal transmitted immediately after the termination point of the data in the first subframe.

In step 206, the second transmitting unit transmits the downlink control information to the receiving device.

In a preferred embodiment, the downlink control information is transmitted on a second carrier (e.g. licensed carrier) by EPDCCH or PDCCH. Moreover, the subframe for transmitting the downlink control information is aligned with the first subframe.

In another preferred embodiment, the downlink control information is transmitted on PDCCH on the first carrier. Moreover, the subframe for transmitting the downlink control information is same as the subframe (first subframe) for transmitting the data.

In a preferred embodiment, the transmitting device is a base station and the receiving device is a user equipment.

In a preferred embodiment, the remaining OFDM symbols in a subframe after termination of data transmission may be used to schedule another user in the unlicensed band.

Hereinafter, the method for assisting data transmission by indicating termination point of data transmission will be described by the detailed embodiments referring to figure 2 and 3

In a typical embodiment illustrated in Figure 2, when a LTE eNB is required to transmit PDSCH data to a receiving UE, the LTE eNB will transmit a DCI message on EPDCCH or PDCCH in a subframe #0 on a first (e.g. licensed) carrier, wherein the DCI message indicates transmission parameters for a PDSCH data transmission in a subframe #0' on a second (e.g. unlicensed) carrier. The boundary of subframe #0 on the first carrier is aligned with the boundary of subframe #0' on the second carrier. The DCI message includes a termination point indication, which indicates the PDSCH data transmission will terminate with OFDM symbol #9 of the subframe #0'. At the same time, the LTE eNB transmits the PDSCH data on the second carrier and terminates it after OFDM symbol #9 of the subframe #0'. Correspondingly, the receiving UE will decode the DCI message and

as a result discard the buffered PDSCH samples after OFDM symbol #9 in the subframe #0'. In such embodiment, the DCI message typically further includes a Carrier Indicator Field (CIF) for indicating an identifier of the carrier.

5 In another embodiment illustrated in Figure 3, when a LTE eNB is required to transmit PDSCH data to a receiving UE, the LTE eNB will transmit a DCI message on PDCCH in a subframe #0 on a second (e.g. unlicensed) carrier so that the DCI message transmission could be completed within the first 3 OFDM symbols of the subframe, wherein the DCI message indicates transmission parameters for a PDSCH data transmission in the same subframe on the same carrier. The DCI message includes a  
10 termination point indication, which indicates the PDSCH data transmission will terminate with OFDM symbol #9. After transmitting the DCI message in the first 3 OFDM symbols, the LTE eNB transmits the PDSCH data in the same subframe and terminates it after OFDM symbol #9. Correspondingly, the receiving UE will decode the DCI message and as a result discard the buffered PDSCH samples after OFDM symbol #9 in the subframe #0.  
15 In such embodiment, the DCI message typically further includes a Carrier Indicator Field (CIF) for indicating an identifier of the carrier.

It should be noted that the above described embodiments are given for describing rather than limiting the invention, and it is to be understood that modifications and  
20 variations may be resorted to without departing from the spirit and scope of the invention as those skilled in the art readily understand. Such modifications and variations are considered to be within the scope of the invention and the appended claims. The protection scope of the invention is defined by the accompanying claims. In addition, any of the reference numerals in the claims should not be interpreted as a limitation to the claims. Use  
25 of the verb "comprise" and its conjugations does not exclude the presence of elements or steps other than those stated in a claim. The indefinite article "a" or "an" preceding an element or step does not exclude the presence of a plurality of such elements or steps.

**What is claimed is:**

1. A method for assisting data transmission on a first carrier by indicating a termination point of data transmission in a transmitting device, wherein the method comprises the steps of:
- 5 of:
- A. transmitting data on the carrier to a receiving device in a first subframe; and
  - B. transmitting downlink control information to the receiving device;
- wherein the downlink control information includes a termination point indication for indicating a termination point of the data in the first subframe.
- 10
2. The method of claim 1, wherein the step (B) further comprises:
- transmitting the downlink control information to the receiving device on a second carrier.
- 15
3. The method of claim 2, wherein a subframe for transmitting the downlink control information is aligned with the first subframe.
4. The method of claim 1, wherein the step (B) further comprises:
- transmitting the downlink control information to the receiving device on the first
- 20 carrier in the first subframe.
5. The method of claim 3 or claim 4, wherein the termination point indication includes an indicator for indicating a symbol index of the termination point of the data in the first subframe.
- 25
6. The method of claim 5, wherein each value represented by the indicator corresponds to a symbol index of possible termination point according to a mapping relationship configured in advance by higher-layer signaling or predetermined specification.
- 30
7. The method of claim 6, wherein the possible termination point is located not before a reference signal designed for demodulation of the data.
8. The method of claim 6 or claim 7, wherein the indicator comprises a 1-bit flag for

indicating whether the data terminates at the mid-point of the first subframe or continues until the end of the first subframe.

5 9. The method of any of claims 1 to 7, wherein the termination point indication comprises a postamble signal transmitted immediately after the termination point of the data in the first subframe.

10 10. The method of claim 6, wherein the downlink control information further comprises an indication of a size of the data block transmitted, wherein the indication of a size is derived from a first table of sizes if the termination point indication indicates a termination point prior to the end of the sub-frame and a second table of sizes otherwise.

15 11. The method of claim 6, wherein the downlink control information further comprises an indication of a size of the data block transmitted, wherein the indication of a size is derived from a second table of sizes and a scaling factor if the termination point indication indicates a termination point prior to the end of the sub-frame and the second table of sizes otherwise.

20 12. The method of claim 6, wherein the transmitting device is a base station and the receiving device is a user equipment.

13. An apparatus for assisting data transmission on a first carrier by indicating a termination point of data transmission in a transmitting device, wherein the apparatus comprises:

25 a first transmitting unit configured to transmit data on the carrier to a receiving device in a first subframe; and

a second transmitting unit configured to transmit downlink control information to the receiving device;

a DCI unit configured to generate the downlink control information;

30 wherein the downlink control information includes a termination point indication for indicating a termination point of the data in the first subframe.

14. The apparatus of claim 13, wherein the DCI unit further comprises:

a determining module configured to determine a value for a symbol index of the termination point of the data in the first subframe according to a mapping relationship configured in advance by higher-layer signaling or predetermined specification.

5

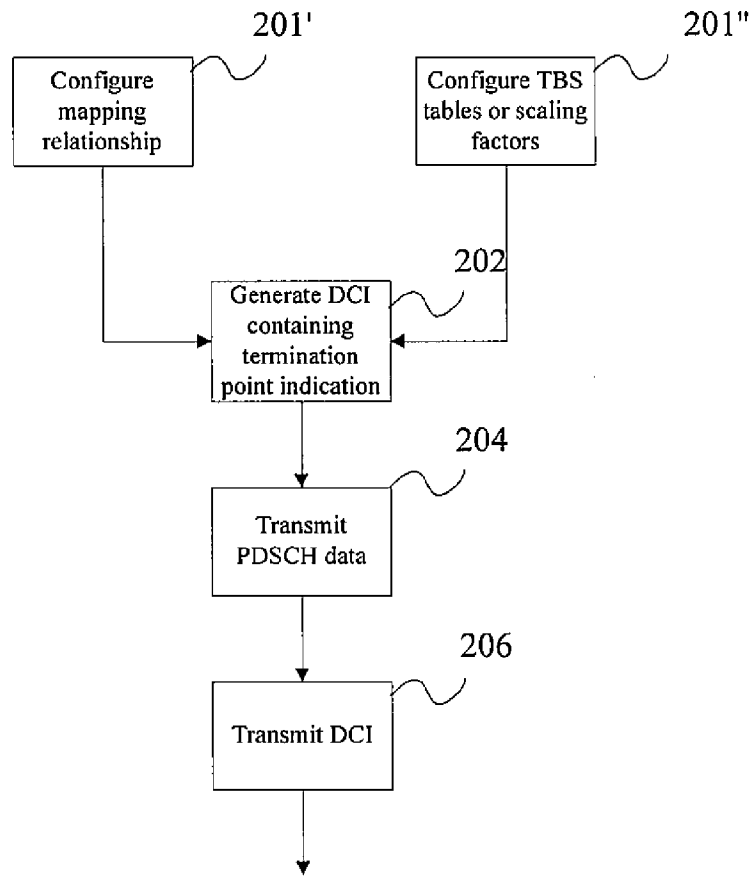


Figure 1

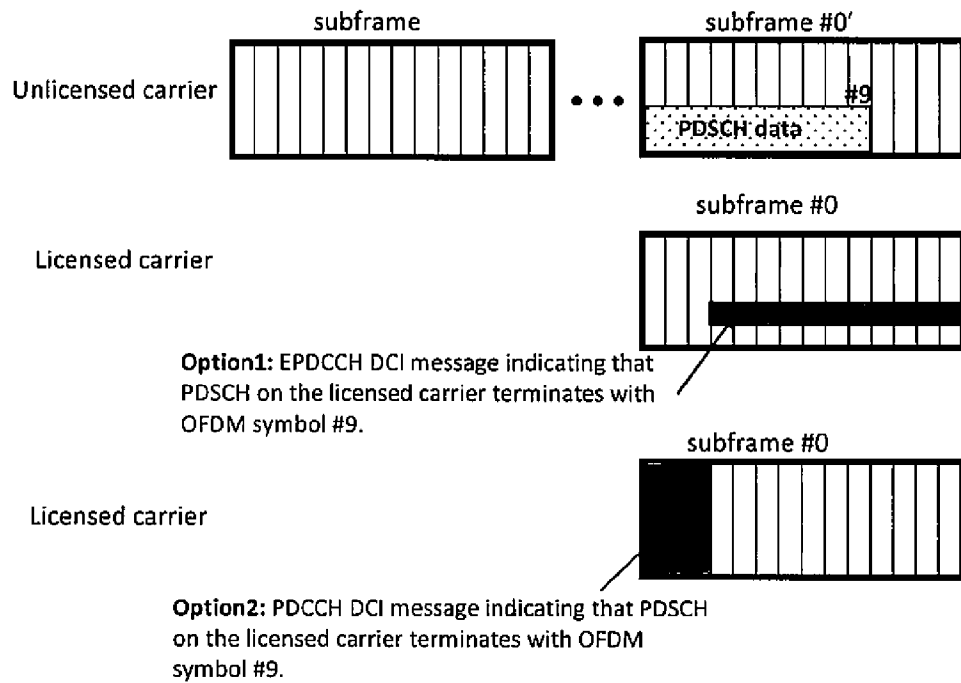


Figure 2

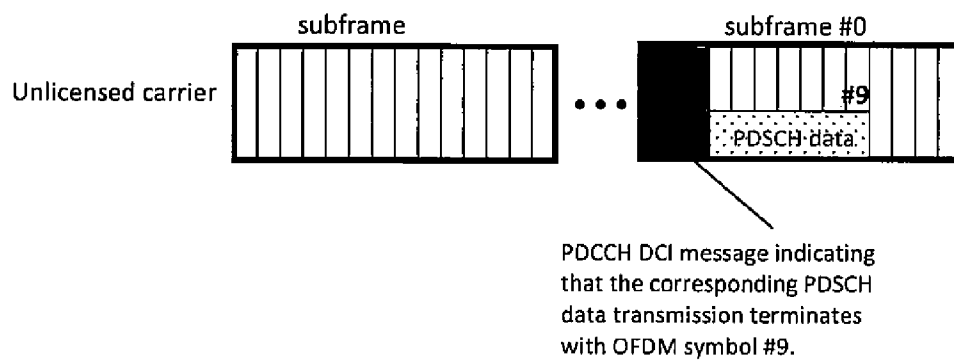


Figure 3

## INTERNATIONAL SEARCH REPORT

International application No.

**PCT/CN2014/090540****A. CLASSIFICATION OF SUBJECT MATTER**

H04W 72/04(2009.01)i; H04L 5/00(2006.01)i

According to International Patent Classification (IPC) or to both national classification and IPC

**B. FIELDS SEARCHED**

Minimum documentation searched (classification system followed by classification symbols)

H04W; H04L

Documentation searched other than minimum documentation to the extent that such documents are included in the fields searched

Electronic data base consulted during the international search (name of data base and, where practicable, search terms used)

CNPAT;WPI;EPODOC;CNKI;Google Scholar;IEEE: transmit,subframe,terminat,carrier,downlink control information,DCI, PDCCH,PDSCH

**C. DOCUMENTS CONSIDERED TO BE RELEVANT**

Category*	Citation of document, with indication, where appropriate, of the relevant passages	Relevant to claim No.
A	US 2010080139 A1 (PALANKI, RAVI ET AL.) 01 April 2010 (2010-04-01) description, paragraphs [0039]-[0041], and figures 1-4	1-14
A	WO 2014067488 A1 (MEDIATEK SINGAPORE PTE. LTD. ET AL.) 08 May 2014 (2014-05-08) the whole document	1-14
A	WO 2014069601 A1 (SHARP KABUSHIKI KAISHA) 08 May 2014 (2014-05-08) the whole document	1-14
A	WO 2014077607 A1 (LG ELECTRONICS INC.) 22 May 2014 (2014-05-22) the whole document	1-14
A	US 2012320840 A1 (KIM, SOYEON ET AL.) 20 December 2012 (2012-12-20) the whole document	1-14

 Further documents are listed in the continuation of Box C. See patent family annex.

\* Special categories of cited documents:

"A" document defining the general state of the art which is not considered to be of particular relevance

"E" earlier application or patent but published on or after the international filing date

"L" document which may throw doubts on priority claim(s) or which is cited to establish the publication date of another citation or other special reason (as specified)

"O" document referring to an oral disclosure, use, exhibition or other means

"P" document published prior to the international filing date but later than the priority date claimed

"T" later document published after the international filing date or priority date and not in conflict with the application but cited to understand the principle or theory underlying the invention

"X" document of particular relevance; the claimed invention cannot be considered novel or cannot be considered to involve an inventive step when the document is taken alone

"Y" document of particular relevance; the claimed invention cannot be considered to involve an inventive step when the document is combined with one or more other such documents, such combination being obvious to a person skilled in the art

"&amp;" document member of the same patent family

Date of the actual completion of the international search

**10 July 2015**

Date of mailing of the international search report

**17 July 2015**

Name and mailing address of the ISA/CN

**STATE INTELLECTUAL PROPERTY OFFICE OF THE  
P.R.CHINA**  
6, Xitucheng Rd., Jimen Bridge, Haidian District, Beijing  
100088, China

Facsimile No. (86-10)62019451

Authorized officer

**JIN,Xia**

Telephone No. (86-10)62414438

**INTERNATIONAL SEARCH REPORT**  
**Information on patent family members**

International application No.

**PCT/CN2014/090540**

Patent document cited in search report			Publication date (day/month/year)	Patent family member(s)			Publication date (day/month/year)
US	2010080139	A1	01 April 2010	WO	2010039738	A2	08 April 2010
				EP	2351278	A2	03 August 2011
				TW	201019633	A	16 May 2010
				TW	201106735	A	16 February 2011
				EP	2351279	A2	03 August 2011
				KR	20150016409	A	11 February 2015
				US	2015055545	A1	26 February 2015
				JP	2012504912	A	23 February 2012
				CN	102165728	A	24 August 2011
				KR	20130121197	A	05 November 2013
				KR	20130005311	A	15 January 2013
				KR	20130069851	A	26 June 2013
				CN	103957075	A	30 July 2014
				KR	20110069834	A	23 June 2011
				TW	201330661	A	16 July 2013
				US	2010080166	A1	01 April 2010
				JP	2014171235	A	18 September 2014
				KR	20110081257	A	13 July 2011
				JP	2012504913	A	23 February 2012
				WO	2010039739	A2	08 April 2010
				CN	102165727	A	24 August 2011
				US	2010097978	A1	22 April 2010
				WO	2010048645	A2	29 April 2010
				ES	2538375	T3	19 June 2015
				INMUMNP201100527		E	23 December 2011
				INMUMNP201100529		E	23 December 2011
WO	2014067488	A1	08 May 2014	CN	104737487	A	24 June 2015
WO	2014069601	A1	08 May 2014	WO	2014073671	A1	15 May 2014
				CA	2890712	A1	15 May 2014
WO	2014077607	A1	22 May 2014	None			
US	2012320840	A1	20 December 2012	KR	20110081070	A	13 July 2011
				WO	2011083990	A2	14 July 2011