



US00D565217S

(12) **United States Design Patent**
Yen et al.

(10) **Patent No.:** **US D565,217 S**

(45) **Date of Patent:** **** Mar. 25, 2008**

(54) **COMBINED LASER POINTER AND MOUSE**

2006/0197744 A1* 9/2006 Tiphane et al. 345/157

(75) Inventors: **Joe Yen**, Sijhih (TW); **Jay Chang**,
Sijhih (TW); **Po-Sung Chuang**,
Kaohsiung (TW)

* cited by examiner

Primary Examiner—Ian Simmons

Assistant Examiner—Carissa C Fitts

(74) *Attorney, Agent, or Firm*—Troxell Law Office, PLLC

(73) Assignee: **Quarton Inc.**, Taipei County (TW)

(**) Term: **14 Years**

(57) **CLAIM**

(21) Appl. No.: **29/259,478**

The ornamental design for combined laser pointer and mouse, as shown and described.

(22) Filed: **May 10, 2006**

(51) **LOC (8) Cl.** **26-02**

(52) **U.S. Cl.** **D26/38; D26/37**

(58) **Field of Classification Search** D26/37,
D26/38, 46, 51, 48, 52; D13/168; D14/402,
D14/404, 405, 408, 409, 410; 362/200, 259,
362/208, 205, 183; 345/163, 165

See application file for complete search history.

DESCRIPTION

FIG. 1 is a perspective view of a combined laser pointer and mouse from right side showing my design;

FIG. 2 is a front side view thereof;

FIG. 3 is a left side view thereof;

FIG. 4 is a top elevation side view thereof;

FIG. 5 is a bottom elevation side view thereof;

FIG. 6 is a rear side view thereof; and,

FIG. 7 is a right side view thereof;

The broken line showing is for illustrative purposes only and forms no part of the claimed design.

(56) **References Cited**

U.S. PATENT DOCUMENTS

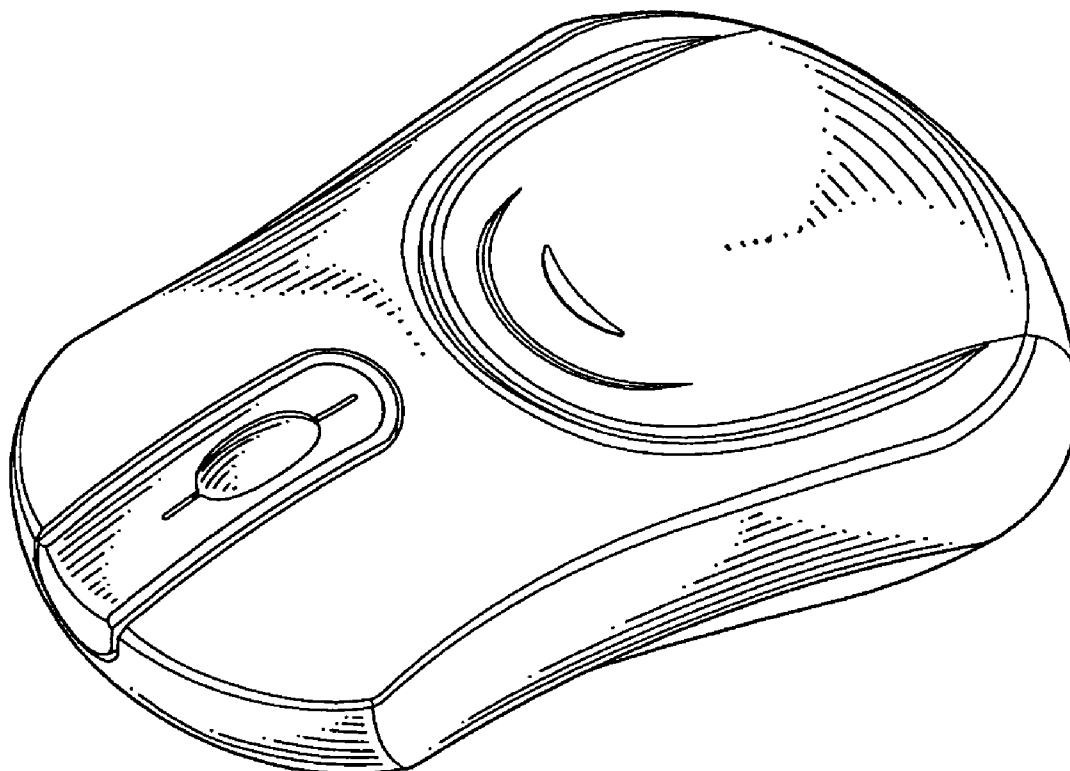
D479,529 S * 9/2003 Sheehan et al. D14/408

D487,745 S * 3/2004 Morisawa D14/408

D493,173 S * 7/2004 Canavan et al. D14/408

2005/0179658 A1* 8/2005 Huang et al. 345/163

1 Claim, 4 Drawing Sheets



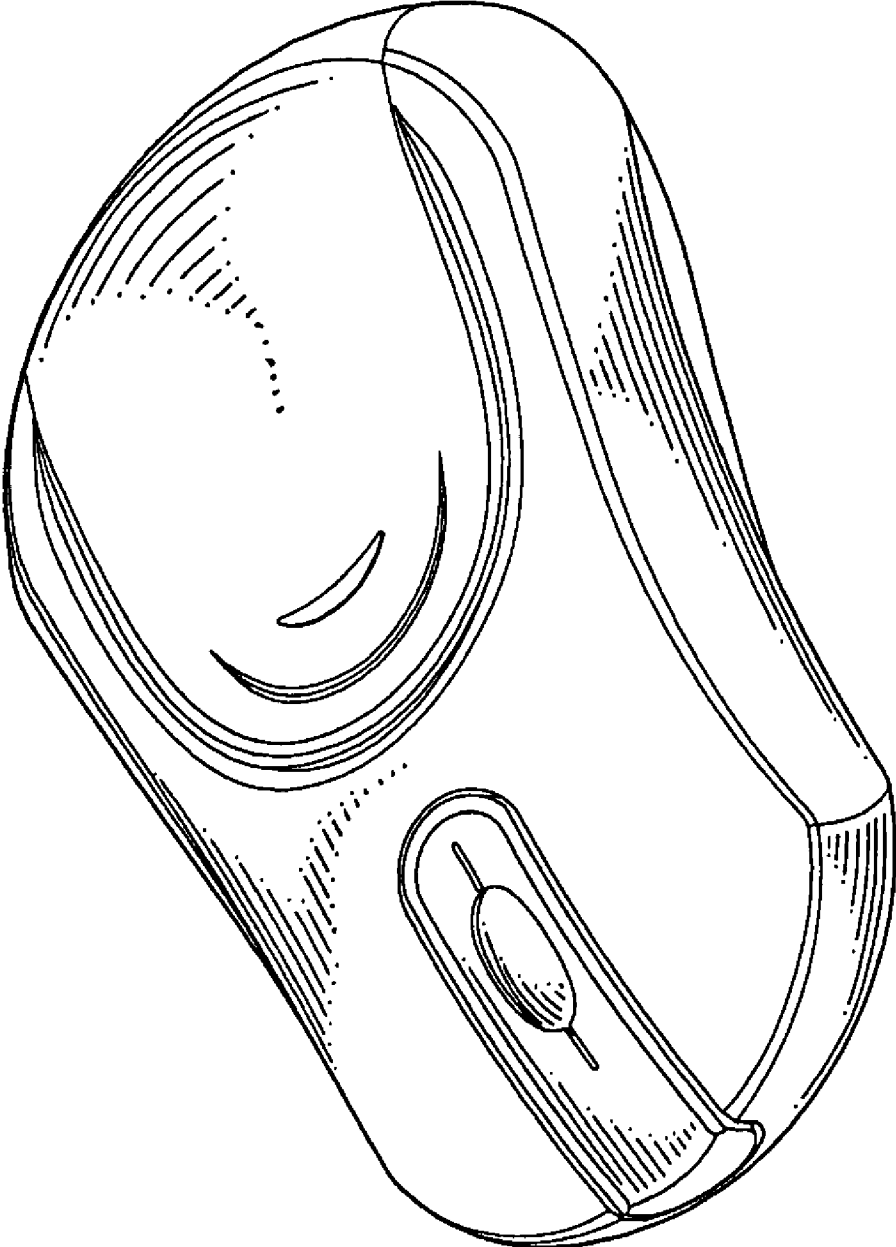


FIG. 1



FIG. 3

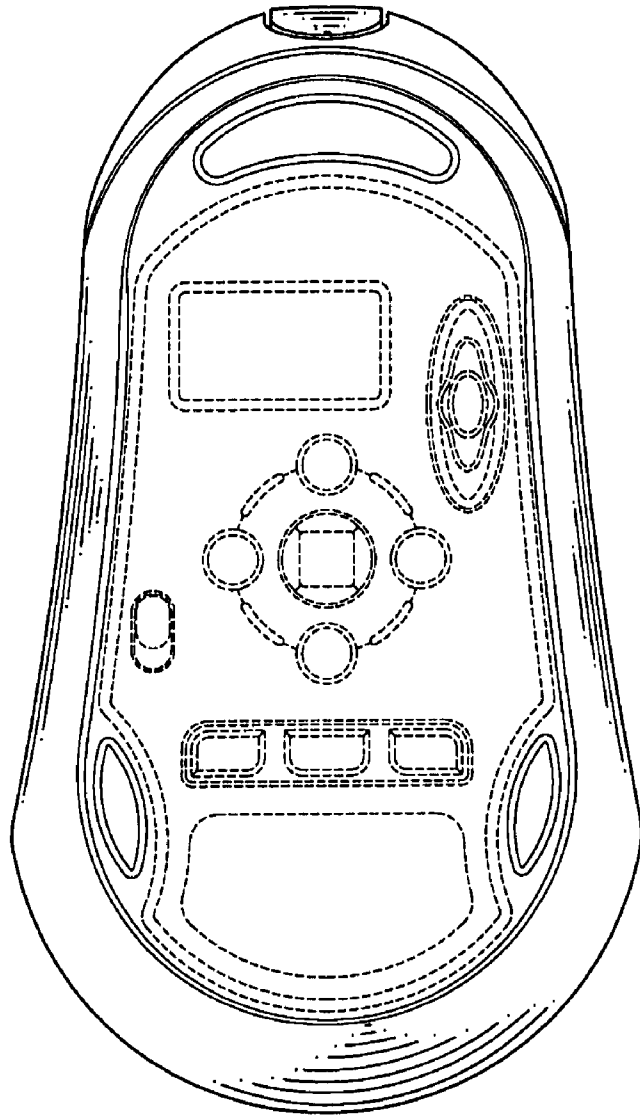


FIG. 2

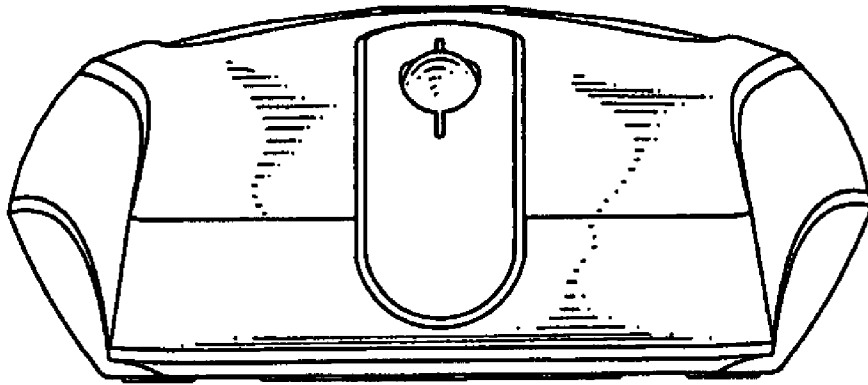


FIG. 4

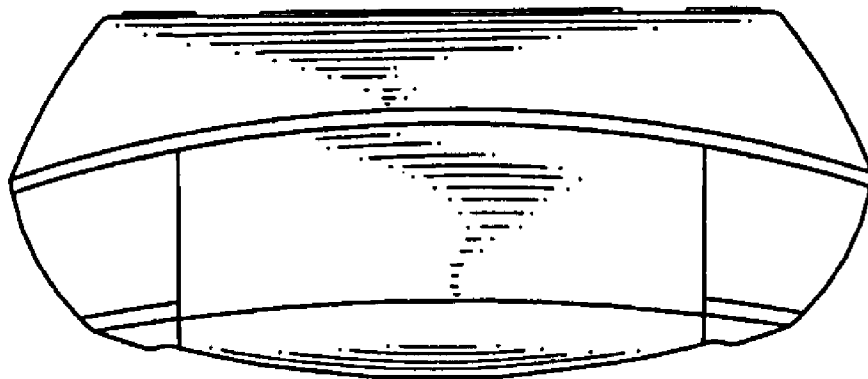


FIG. 5



FIG. 7

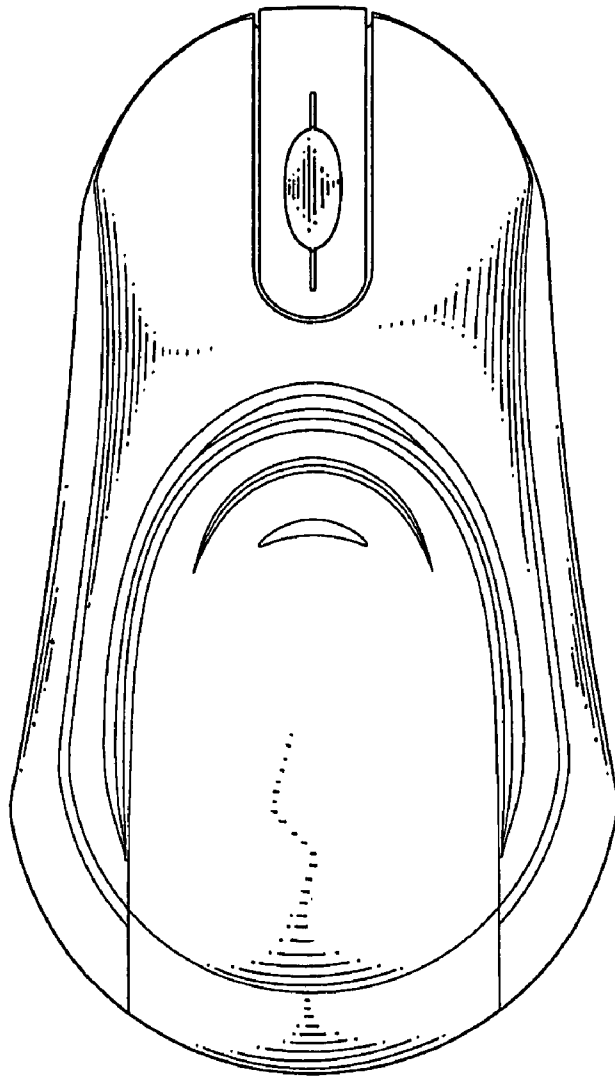


FIG. 6