



US00D445615S

(12) **United States Design Patent** (10) **Patent No.:** **US D445,615 S**
Burke (45) **Date of Patent:** **** Jul. 31, 2001**

- (54) **SLIDE MEMBER**
- (75) Inventor: **Robert Paul Burke**, Laguna Niguel, CA (US)
- (73) Assignee: **Burke Display Systems, Inc.**, Dana Point, CA (US)
- (**) Term: **14 Years**
- (21) Appl. No.: **29/101,014**
- (22) Filed: **Feb. 23, 1999**
- (51) **LOC (7) Cl.** **06-04**
- (52) **U.S. Cl.** **D6/509**
- (58) **Field of Search** D6/509, 511, 491, D6/463, 465, 466; D19/34.1, 34.2; 211/59.2, 59.3, 184; 108/60, 61; 312/71; 160/135

5,240,126	8/1993	Foster et al. .
5,265,738	11/1993	Yablans et al. .
5,366,033	11/1994	Koivisto .
5,366,099	11/1994	Schmid .
5,390,802	2/1995	Pappagallo et al. .
5,413,229	5/1995	Zuberbuhler et al. .
5,450,968	9/1995	Bustos .
5,450,969	9/1995	Johnson et al. .
5,469,976	11/1995	Burchell .
5,542,552	8/1996	Yablans et al. .
5,562,217	10/1996	Salveson et al. .
5,605,237	2/1997	Richardson et al. .

(List continued on next page.)

(56) **References Cited**

U.S. PATENT DOCUMENTS

D. 256,301	*	8/1980	Cutts	D6/509
D. 300,994	*	5/1989	Wolff	D6/509
D. 318,769	*	8/1991	Marchiony et al.	D6/509
2,652,154	*	9/1953	Stevens	211/59.3
2,934,212		4/1960	Jacobson	.	
3,161,295		12/1964	Chesley	.	
3,308,961		3/1967	Chesley	.	
4,300,693		11/1981	Spamer	.	
4,303,162		12/1981	Suttles	.	
4,504,100		3/1985	Chanmard	.	
4,724,968		2/1988	Wombacher	.	
4,730,741		3/1988	Jackle, III et al.	.	
4,762,236		8/1988	Jackle, III et al.	.	
4,821,894		4/1989	Dechiro	.	
4,830,201		5/1989	Breslow	.	
4,898,282		2/1990	Hawkinson et al.	.	
4,899,893	*	2/1990	Robertson	211/59.3
4,901,869		2/1990	Hawkinson et al.	.	
4,907,707		3/1990	Crum	.	
5,012,936		5/1991	Crum	.	
5,069,349		12/1991	Wear et al.	.	
5,088,607		2/1992	Risafi et al.	.	
5,111,942		5/1992	Bermardin	.	
5,203,463		4/1993	Gold	.	

OTHER PUBLICATIONS

VP-2 Assembly Instructions (Level 1), Space Management Systems, Inc., Oct. 1990, pp. 424-428.
Shelf Management System photographs A-N.
Four photographs of two slide members.

Primary Examiner—Prabhakar Deshmukh
(74) *Attorney, Agent, or Firm*—Knobbe, Martens, Olson & Bear LLP



CLAIM

(57) The ornamental design for a slide member, as shown and described.

DESCRIPTION

FIG. 1 is a perspective view of a sliding member showing my new design; the broken line showing of track system is for illustrative purpose only and forms no part of the claimed design;
FIG. 2 is a front elevational view of the slide member;
FIG. 3 is a right side elevational view of the slide member;
FIG. 4 is a left side elevational view of the slide member;
FIG. 5 is a top plan view of the slide member;
FIG. 6 is a back elevation view of the slide member; and,
FIG. 7 is a bottom plan view of the slide member.
The broken lines shown in the accompanying figures is for illustrative purposed only and forms no part of the claimed design.

1 Claim, 2 Drawing Sheets



U.S. PATENT DOCUMENTS

5,634,564	6/1997	Spamer et al. .	5,855,281	*	1/1999	Rabas	211/175
5,638,963	6/1997	Finnely et al. .	5,855,283		1/1999	Johnson .	
5,665,304	9/1997	Heinen et al. .	5,873,489		2/1999	Ide et al. .	
5,673,801	10/1997	Markson .	5,992,652	*	11/1999	Springs	211/59.3
5,685,664	11/1997	Parham et al. .	5,992,653		11/1999	Anderson et al. .	
5,746,328	5/1998	Beeler et al. .	6,082,557		7/2000	Leahy .	
5,806,690	9/1998	Johnson et al. .	6,142,317	*	11/2000	Merl	211/59.3
5,839,588	11/1998	Hawkinson .					

* cited by examiner

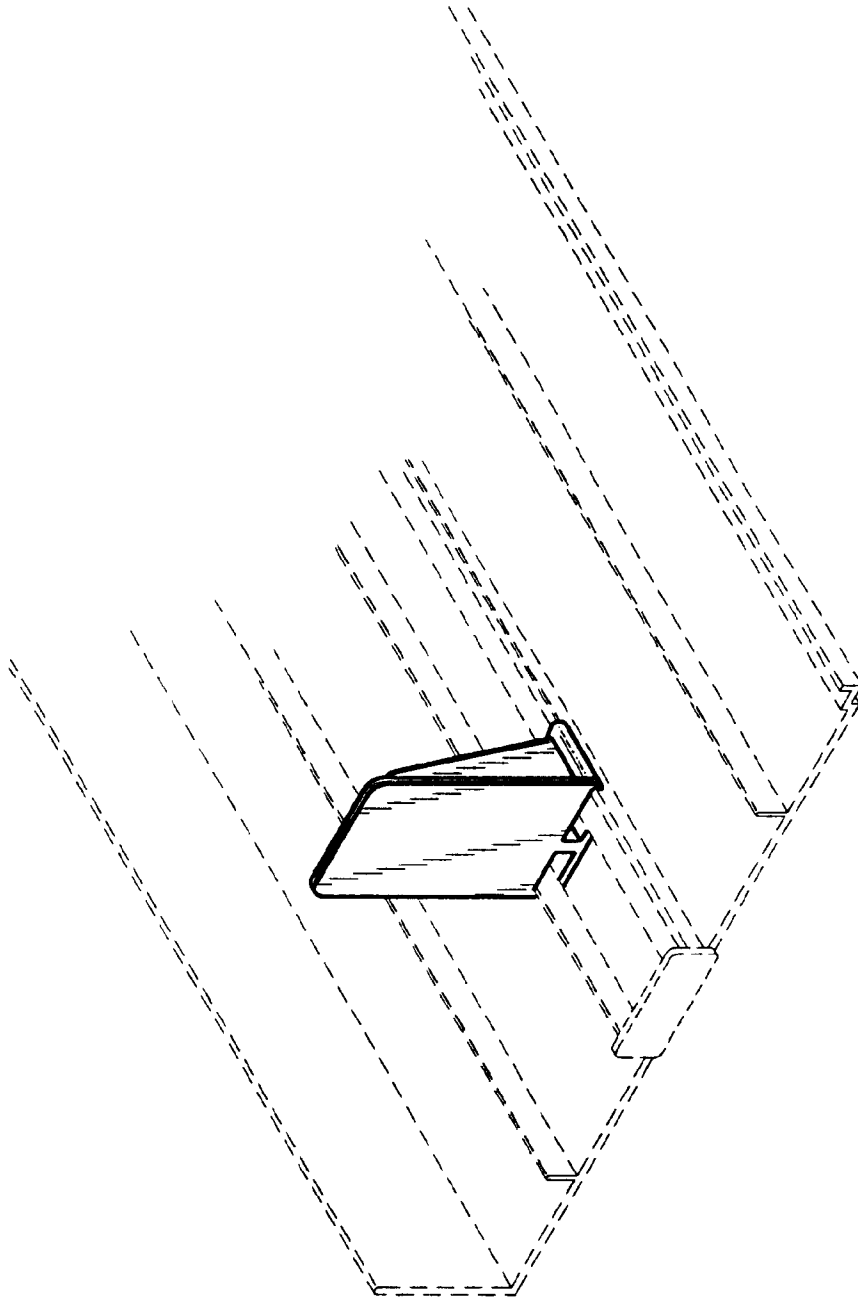


FIG. 1

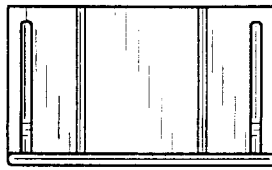


FIG. 5




FIG. 4




FIG. 2

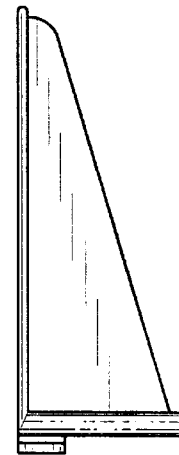


FIG. 3




FIG. 6

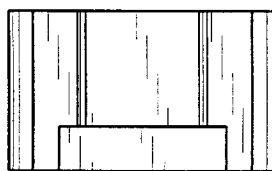


FIG. 7