W. SHERWOOD.

STAND BOILER.

APPLICATION FILED JAN. 14, 1910.

958,551. Patented May 17, 1910.

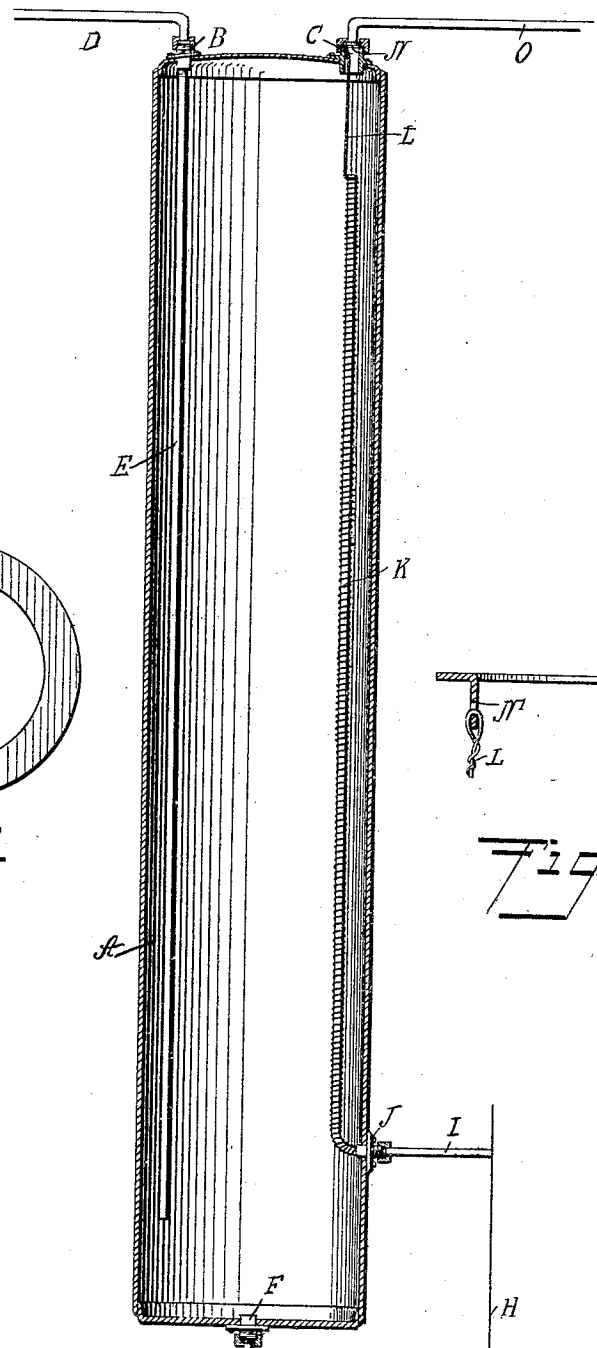

Fig. 1.

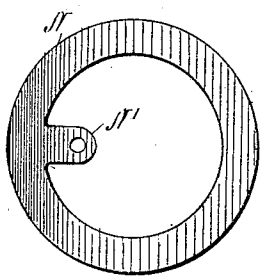

Fig. 2.

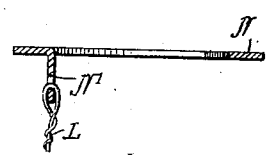

Fig. 3.

WITNESSES:

Ben. Jaffe

Theo. G. Hoskins

INVENTOR

William Sherwood

BY Munn & Co.

ATTORNEYS

ANDREW B. GRAHAM CO., PHOTO-LITHOGRAPHERS, WASHINGTON, D. C.

UNITED STATES PATENT OFFICE.

WILLIAM SHERWOOD, OF NEW YORK, N. Y.

STAND-BOILER.

958,551. Specification of Letters Patent. Patented May 17, 1910.

Application filed January 14, 1910. Serial No. 538,134.

To all whom it may concern:

Be it known that I, WILLIAM SHERWOOD, a citizen of the United States, and a resident of the city of New York, borough of Manhattan, in the county and State of New York, have invented a new and Improved Stand-Boiler, of which the following is a full, clear, and exact description.

The object of the invention is to provide a new and improved stand boiler, arranged to direct the hot water coming from the heater or water back of the range or furnace, into the top of the boiler, to prevent this hot water from being reduced in temperature by contact with the cold water entering the boiler shell from the water main or other supply at or near the lower end of the boiler shell. For the purpose mentioned, use is made of a flexible pipe, arranged within the boiler shell, and having its lower end connected with the hot water inlet, the top of the upper end of the said flexible pipe reaching to within a short distance of the top of the boiler shell, and the said upper end of the flexible pipe is engaged by supporting means for holding the flexible pipe in an approximately upright position.

A practical embodiment of the invention is represented in the accompanying drawings forming a part of this specification, in which similar characters of reference indicate corresponding parts in all the views.

Figure 1 is a sectional side elevation of the stand boiler; Fig. 2 is an enlarged plan view of the blank of the washer forming part of the supporting connection for the flexible pipe; and Fig. 3 is a sectional side elevation of the washer and the supporting connection.

The shell A of the boiler is provided at the top with the usual couplings B and C, of which the coupling B is connected with the cold water supply pipe D connected with a main or other water supply, and the said coupling B carries the cold water delivery pipe E extending within the shell A and reaching to near the bottom of the shell, as plainly indicated in Fig. 1. In the bottom of the shell A is arranged a coupling F, connected by the cold water outlet pipe G with a heater or a water back H of a range, furnace or the like, and having a return hot water pipe I connected with a coupling J, held on the shell A of the boiler, at one side thereof, as indicated in Fig. 1. The coupling J is connected with the lower end of a flexible pipe K, extending within the shell A and reaching to within a short distance from the top of the shell A, so that the hot water coming from the heater or water back H is delivered by the said pipe K into the top of the shell A, so as not to come in direct contact with the cold water delivered by the pipe E in the lower end of the shell A. The upper end of the pipe K is connected by a wire or a similar means L with an apertured lug N', struck up from a washer N, held in place on the outer end of the coupling C by the hot water pipe O, for carrying the hot water from the shell A to a suitable place of discharge.

It is understood that the pipe K is made flexible, so that it can be readily placed in position in stand boilers as now constructed, without requiring any arrangement of the remaining parts of the stand boiler. As the pipe K is flexible, it requires to be supported at the upper end so as to hold the said pipe K in an approximately upright position, to insure delivery of the hot water in the upper end of the boiler shell A.

Having thus described my invention, I claim as new and desire to secure by Letters Patent:

1. A stand boiler having a hot water inlet and a hot water outlet and provided with a flexible pipe arranged within the boiler shell and having its lower end connected with the hot water inlet, the upper end of the said flexible pipe reaching to within a short distance of the top of the boiler shell, a coupling for the hot water outlet, a washer on the coupling and a connection between the said washer and the upper end of the said flexible pipe.

2. A stand boiler having a hot water inlet and a hot water outlet and provided with a flexible pipe arranged within the boiler shell and having its lower end connected with the hot water inlet, the upper end of the said flexible pipe reaching to within a short

distance of the top of the boiler shell, a coupling for the hot water outlet, a washer held in the coupling and provided with an apertured lug, and a flexible connection between the upper end of the said flexible pipe and the said lug.

In testimony whereof I have signed my name to this specification in the presence of two subscribing witnesses.

WILLIAM SHERWOOD.

Witnesses:
THEO. G. HOSTER,
PHILIP D. ROLLHAUS.