



US00D732807S

(12) **United States Design Patent**
Collins

(10) **Patent No.:** **US D732,807 S**

(45) **Date of Patent:** **** Jun. 30, 2015**

(54) **FOOTWEAR**

(71) Applicant: **Yvette Marie Collins**, Dunedin, FL
(US)

(72) Inventor: **Yvette Marie Collins**, Dunedin, FL
(US)

(**) Term: **14 Years**

(21) Appl. No.: **29/487,216**

(22) Filed: **Apr. 7, 2014**

(51) **LOC (10) Cl.** **02-04**

(52) **U.S. Cl.**
USPC **D2/916**

(58) **Field of Classification Search**
USPC D2/896-900, 903, 6-918, 943, 946,
D2/976; 36/45, 7.5, 100, 101, 11.5, 15, 8.1
CPC A43B 3/103; A43B 3/16; A43B 3/24;
A43B 3/12; A43B 3/128
See application file for complete search history.

(56) **References Cited**

U.S. PATENT DOCUMENTS

3,978,596	A *	9/1976	Brown et al.	36/11.5
4,172,330	A *	10/1979	Kao	36/11.5
4,525,940	A *	7/1985	Mochizuki	36/8.1
4,530,171	A *	7/1985	Zabala	36/11.5
6,029,372	A *	2/2000	Pan	36/11.5
6,442,869	B2 *	9/2002	Coomes	36/11.5
6,516,538	B2 *	2/2003	Kraft	36/11.5
7,222,442	B2 *	5/2007	Hillyer et al.	36/11.5
D556,992	S *	12/2007	Choi	D2/969

D626,313	S	11/2010	Nelson	
RE42,483	E	6/2011	Comeau	
D644,823	S *	9/2011	Costello	D2/916
D651,382	S	1/2012	Reaux	
8,132,342	B1 *	3/2012	Moon	36/101
D664,747	S *	8/2012	Ma	D2/917
D675,405	S *	2/2013	Khoury et al.	D2/917
D687,216	S	8/2013	Habeeb	
D692,215	S *	10/2013	Reaux	D2/917
8,819,964	B2 *	9/2014	Mizrahi-Shapiro	36/100
2010/0011623	A1	1/2010	Seckler et al.	
2011/0214311	A1 *	9/2011	Stonisch	36/101
2014/0007460	A1 *	1/2014	White et al.	36/103
2014/0075783	A1 *	3/2014	Licht	36/101

* cited by examiner

Primary Examiner — Ian Simmons

Assistant Examiner — Rashida C McCoy

(74) *Attorney, Agent, or Firm* — Patent CEO, LLC; Phillips Vales

(57) **CLAIM**

The ornamental design for footwear, as shown.

DESCRIPTION

FIG. 1 is a top isometric view of a footwear showing our new design;

FIG. 2 is a top plan view thereof;

FIG. 3 is a bottom plan view thereof;

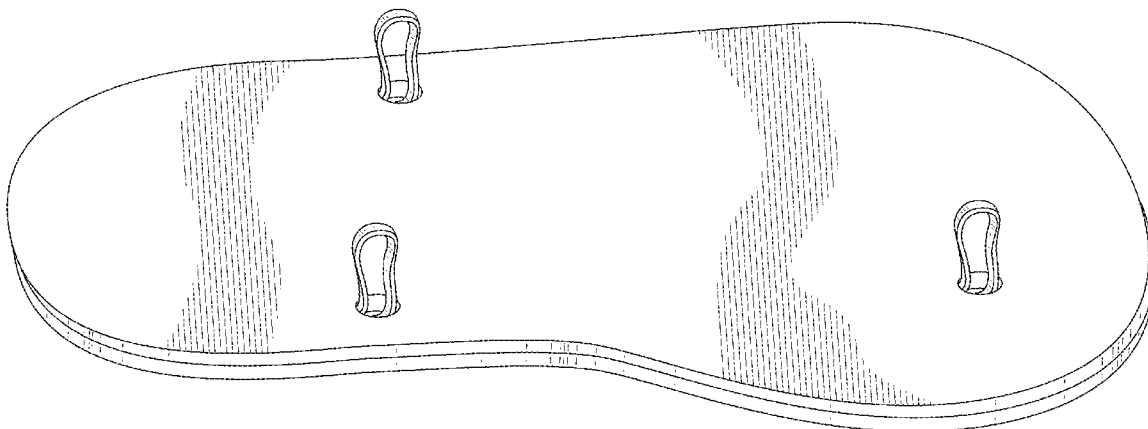
FIG. 4 is a right side elevational view thereof;

FIG. 5 is a left side elevational view thereof;

FIG. 6 is a front elevation view thereof; and,

FIG. 7 is a back elevation view thereof.

1 Claim, 6 Drawing Sheets



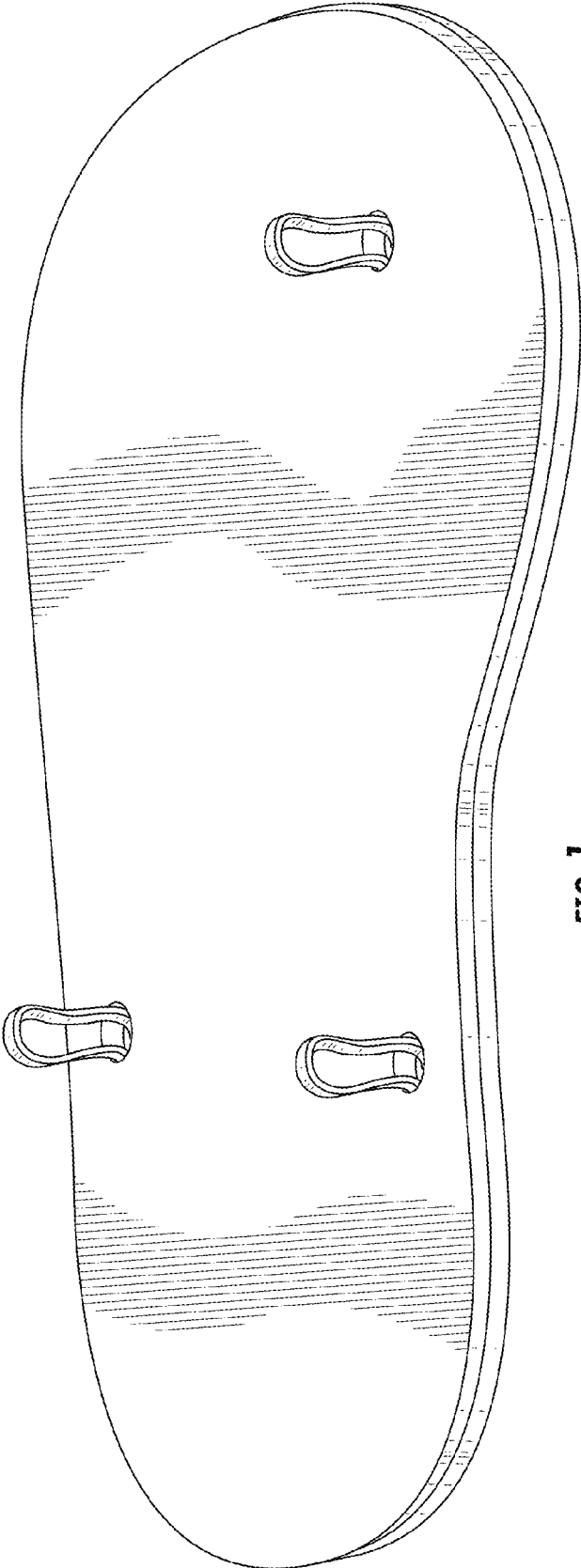


FIG. 1

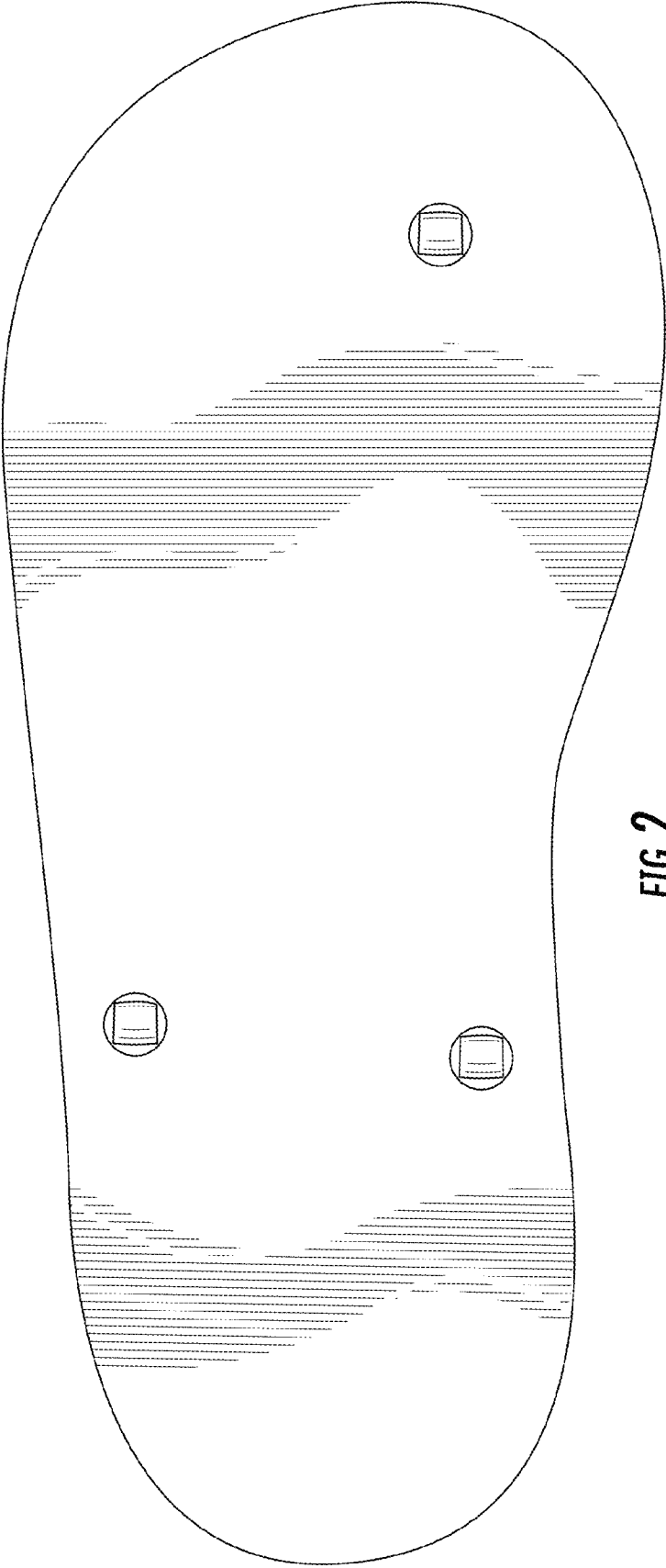


FIG. 2

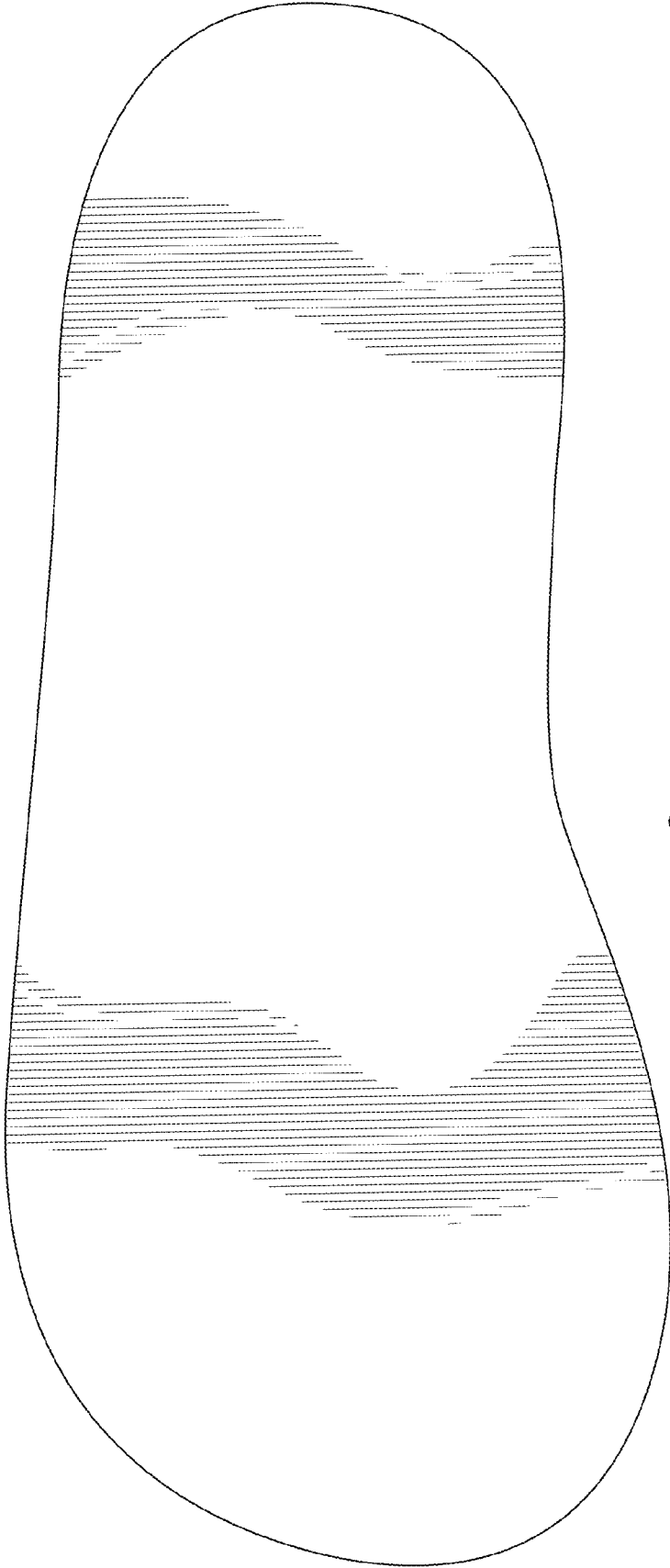


FIG. 3

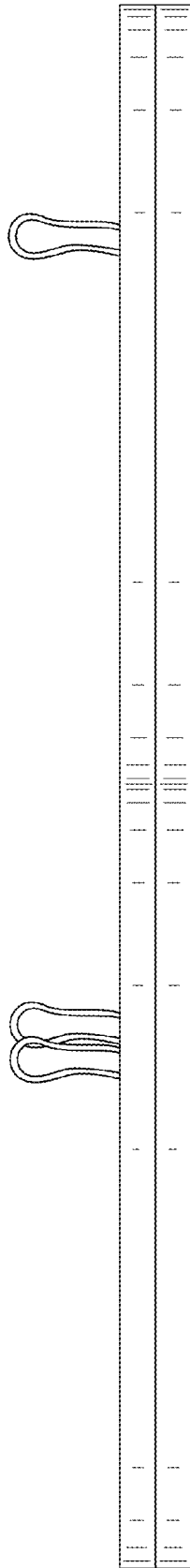


FIG. 4

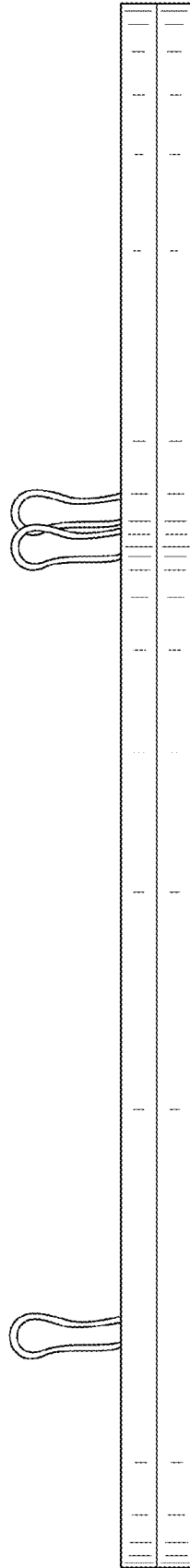


FIG. 5




FIG. 6

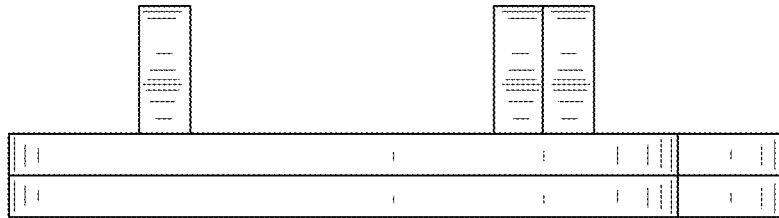


FIG. 7