



US00D516229S

(12) **United States Design Patent**
Tang

(10) **Patent No.:** **US D516,229 S**

(45) **Date of Patent:** **** Feb. 28, 2006**

(54) **L.E.D. LAMP**

(76) **Inventor:** **Too Siah Tang**, No. 22, Jalan PJU
3/18J, Damansara Indah, 47100 Petaling
Jaya (MY)

(**) **Term:** **14 Years**

(21) **Appl. No.:** **29/214,025**

(22) **Filed:** **Sep. 28, 2004**

(30) **Foreign Application Priority Data**

Apr. 1, 2004 (MY) 04-00216

(51) **LOC (8) Cl.** **26-04**

(52) **U.S. Cl.** **D26/2**

(58) **Field of Classification Search** D26/1-4;
313/110, 111, 113, 318; 362/341-350, 310,
362/311

See application file for complete search history.

(56) **References Cited**

U.S. PATENT DOCUMENTS

D302,863 S * 8/1989 Krol D26/2

D325,994 S * 5/1992 Hume et al. D26/2

D336,963 S * 6/1993 Levin et al. D26/2

D433,166 S * 10/2000 Noll D26/2

D497,439 S * 10/2004 Shaw et al. D26/2

* cited by examiner

Primary Examiner—Marcus A. Jackson

(74) *Attorney, Agent, or Firm*—Bacon & Thomas PLLC

(57) **CLAIM**

The ornamental design for a L.E.D. lamp, as shown.

DESCRIPTION

FIG. 1 is a perspective view from the top of a LED lamp showing my new design;

FIG. 2 is a perspective view from the bottom;

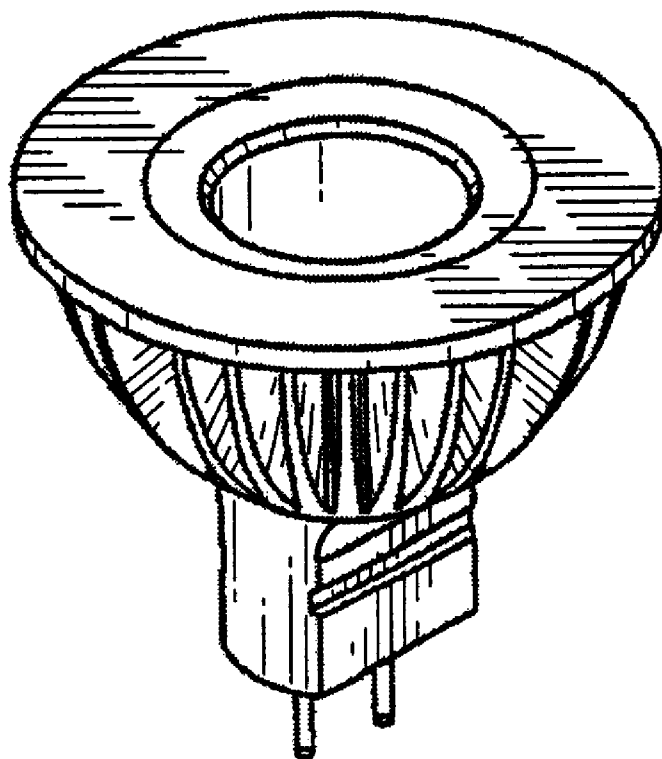
FIG. 3 is a top plan view thereof;

FIG. 4 is a bottom plan view thereof;

FIG. 5 is a side elevational view as viewed from direction A of FIG. 4; and,

FIG. 6 is a side elevational view as viewed from direction B of FIG. 4.

1 Claim, 1 Drawing Sheet



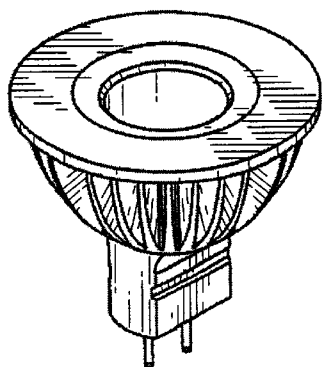


Fig. 1

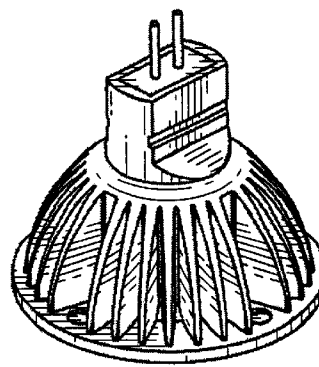


Fig. 2

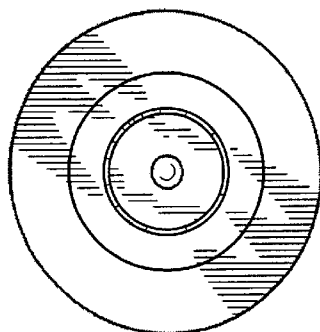


Fig. 3

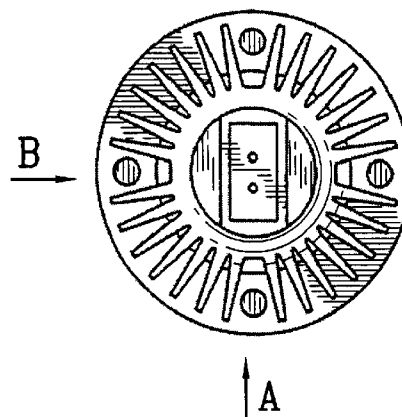


Fig. 4

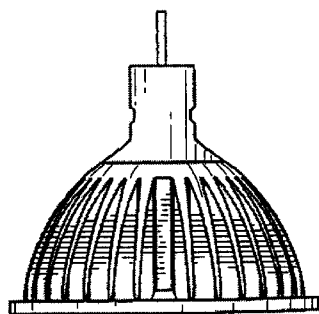


Fig. 5

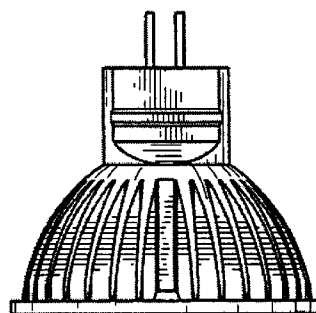


Fig. 6