



US00D347490S

United States Patent [19]

[11] Patent Number: Des. 347,490

Gee et al.

[45] Date of Patent: ** May 31, 1994

[54] ELECTRICAL CIGARETTE

[75] Inventors: Edward S. Gee, Midlothian; A. Clifton Lilly, Chesterfield; D. Bruce Losee, Richmond; James L. Myracle, Jr., Midlothian; Jerry F. Whidby, Richmond; Francis V. Utsch, Midlothian; Constance H. Morgan, Midlothian; F. Murphy Sprinkel, Glen Allen, all of Va.

[73] Assignee: Philip Morris Incorporated, New York, N.Y.

[**] Term: 14 Years

[21] Appl. No.: 8,754

[22] Filed: May 25, 1993

3,362,415	1/1968	Ellis	131/175
4,027,680	6/1977	De Marco	131/175
4,172,460	10/1979	Robertson	131/175
4,369,798	1/1983	Jackson	
5,060,671	10/1991	Counts et al.	131/329

OTHER PUBLICATIONS

Industrial Design, Nov. 1963, p. 81, item a at top of page.

Charles H. Greenlee, Inc. 1965-66, p. 24, lighter, item circled in upper right hand corner.

Waldron Catalog, 1962, p. 53, lighter item a on left side.

Primary Examiner—Wallace R. Burke

Assistant Examiner—H. Baynham

Attorney, Agent, or Firm—Kevin B. Osborne; James E. Schardt; Charles E. B. Glenn

[57] CLAIM

The ornamental design for a electrical cigarette, as shown and described.

Related U.S. Application Data

[62] Division of Ser. No. 675,463, Mar. 25, 1991.

[52] U.S. Cl. D27/194

[58] Field of Search 131/187, 175, 186, 189, 131/330; D27/141-160, 139-140, 171-172, 175, 169-170, 194

DESCRIPTION

FIG. 1 is a top plan view of a first embodiment of an electrical cigarette showing our new design;

FIG. 2 is a front elevational view thereof, the back elevational view being a mirror image thereof;

FIG. 3 is a left side elevational view thereof;

FIG. 4 is a right side elevational view thereof;

FIG. 5 is a bottom plan view thereof;

FIG. 6 is a top plan view of a second embodiment of a electrical cigarette showing our new design;

FIG. 7 is a front elevational view thereof, the back elevational view being a mirror image thereof;

FIG. 8 is a left side elevational view thereof;

FIG. 9 is a right side elevational view thereof; and,

FIG. 10 is a bottom plan view thereof.

[56] References Cited

U.S. PATENT DOCUMENTS

D. 110,336	7/1938	Barling	D27/169
D. 203,019	11/1965	Wetzel	D27/182
D. 239,947	5/1976	Frost	D27/170
D. 292,324	10/1987	Decker et al.	D27/170
D. 320,670	10/1991	Johnson et al.	D27/172
1,422,578	7/1922	Kattenberg	
2,617,427	11/1952	Rehfeld	131/175 X
3,070,100	12/1962	Hicks	

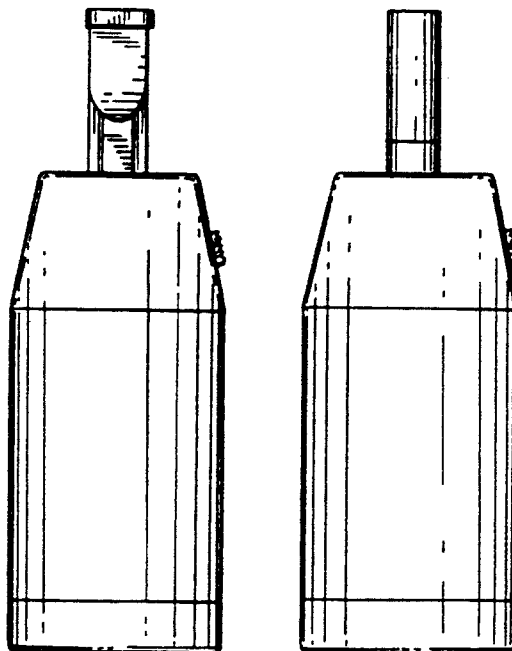


FIG. 1



FIG. 3



FIG. 2

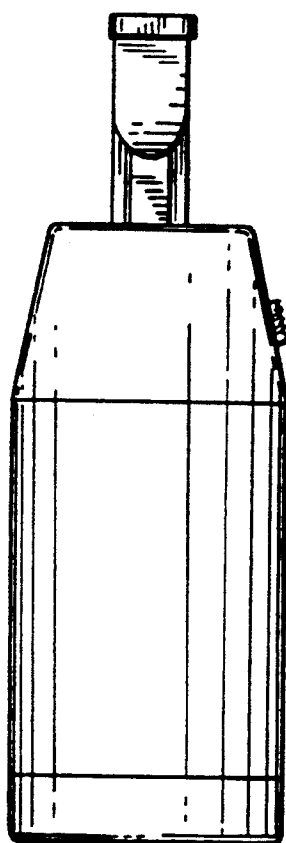


FIG. 4

FIG. 5



FIG. 6



FIG. 8



FIG. 7

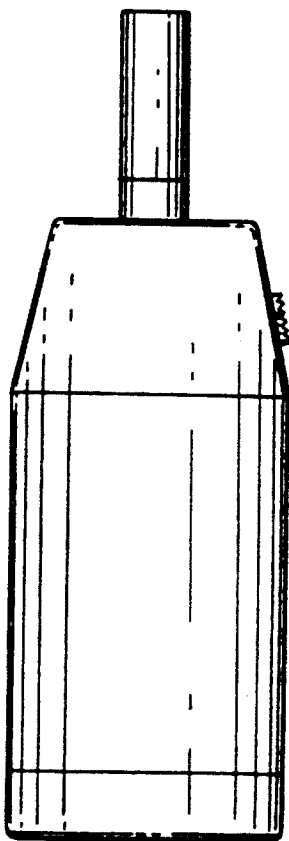


FIG. 9

FIG. 10

