



US00D393372S

# United States Patent [19] Turner

[11] Patent Number: Des. 393,372  
[45] Date of Patent: \*\*Apr. 14, 1998

## [54] HIGH CHAIR

[75] Inventor: Dennis M. Turner, Mooresville, Ind.

[73] Assignee: Cosco, Inc., Columbus, Ind.

[\*\*] Term: 14 Years

[21] Appl. No.: 63,941

[22] Filed: Dec. 20, 1996

[51] LOC (6) CL ..... 06-01

[52] U.S. Cl. .... D6/339

[58] Field of Search ..... D6/333, 334, 339,  
D6/371, 373, 374, 500, 501, 502; 297/153,  
219.12, 447.4, 448.2, 467

## [56] References Cited

### U.S. PATENT DOCUMENTS

D. 148,462	1/1948	Debo	.....	D6/339
D. 257,298	10/1980	Temple	.....	D6/339 X
D. 257,450	10/1980	Radek	.....	D6/339 X
5,087,097	2/1992	Hehn	.....	297/153

### OTHER PUBLICATIONS

Evenflo® Happy Days® High Chair literature, p. 16, date unknown.

DON™ Furniture literature, p. 290, date unknown.

Prince Castle Inc. Worldwide High Chair Catalog literature, Comfortline® High Chairs, three pages, date unknown.

Smart products literature, Smartsitter™ and Smartchair™ High Chairs, four pages, date unknown.

Primary Examiner—Gary D. Watson

Attorney, Agent, or Firm—Barnes & Thornburg

## [57] CLAIM

The ornamental design for a high chair, as shown and described.

## DESCRIPTION

FIG. 1 is a perspective view of a high chair showing my new design;

FIG. 2 is a front elevation view thereof;

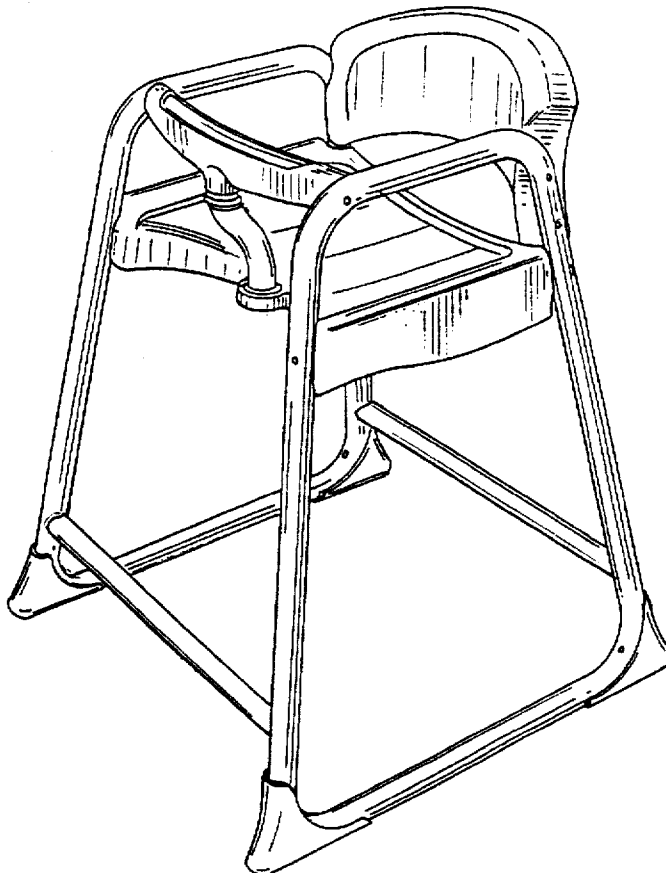
FIG. 3 is a left side elevation view thereof, the right side being a mirror image thereof;

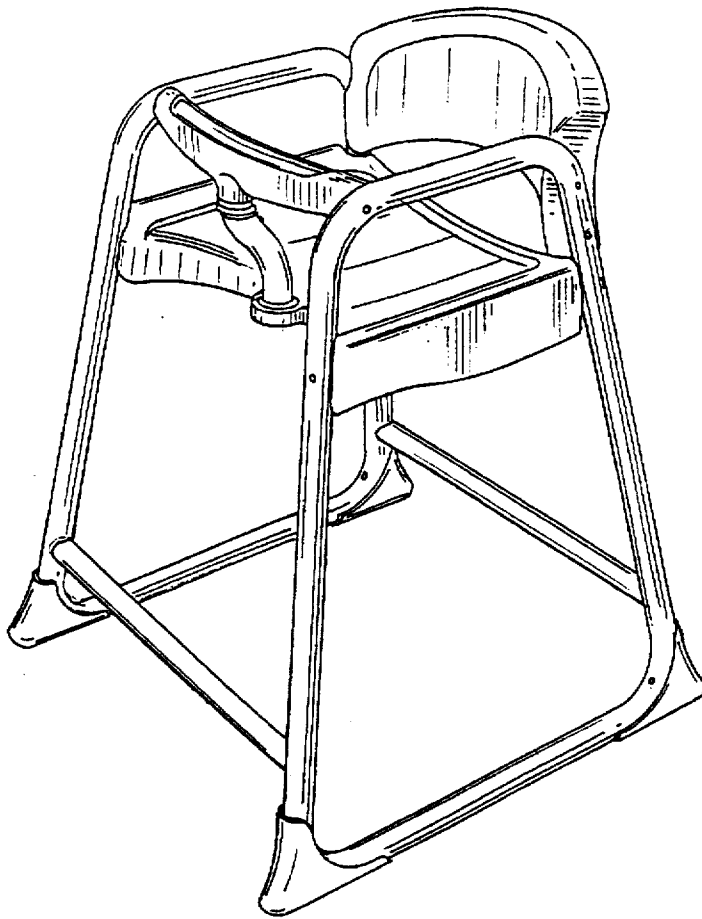
FIG. 4 is a top plan view thereof;

FIG. 5 is a bottom plan view thereof; and,

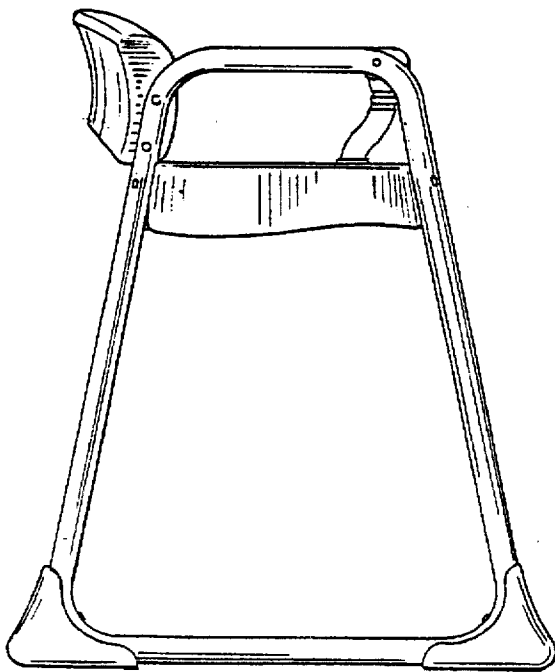
FIG. 6 is a rear elevation view thereof.

1 Claim, 2 Drawing Sheets

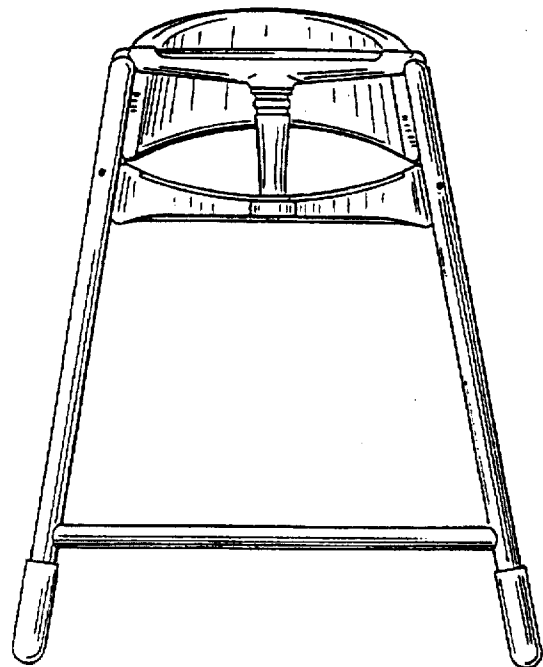




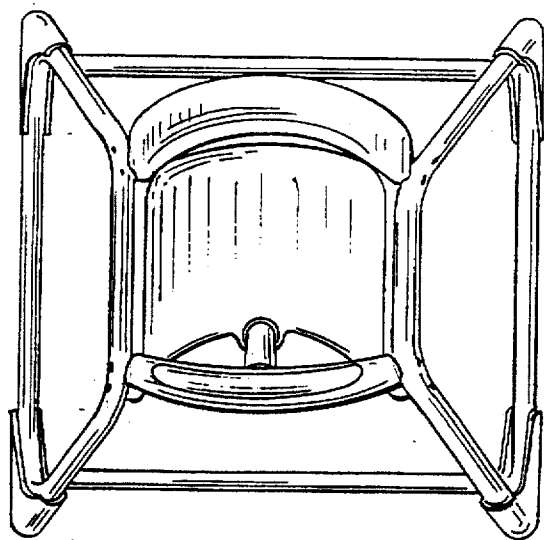
*FIG. 1*



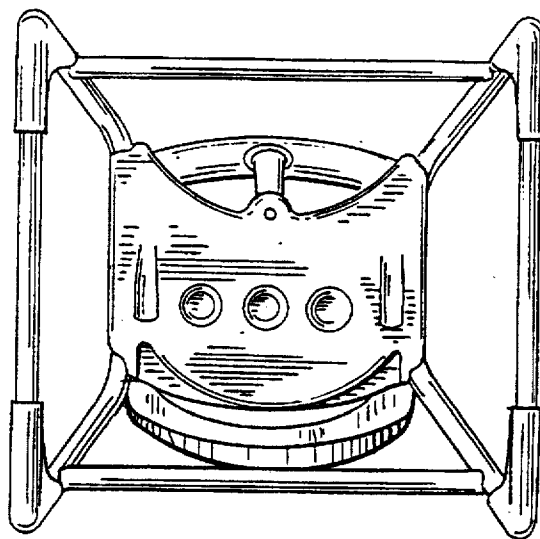
*FIG. 3*



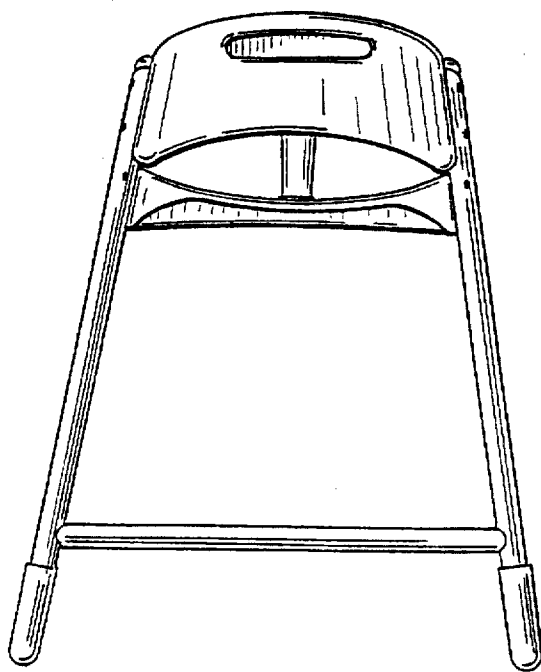
*FIG. 2*



*FIG. 4*



*FIG. 5*



*FIG. 6*