



US00D782002S

(12) **United States Design Patent**
Näslund et al.

(10) **Patent No.:** **US D782,002 S**
(45) **Date of Patent:** **** Mar. 21, 2017**

- (54) **BASKET SPRAY LANCE**
- (71) Applicant: **HUSQVARNA AB**, Huskvarna (SE)
- (72) Inventors: **Jens Näslund**, Spånga (SE); **Daniel Gunnarsson**, Danderyd (SE); **Gustav Landberg**, Trosa (SE); **Tor Sigurdson**, Stockholm (SE)
- (73) Assignee: **HUSQVARNA AB**, Huskvarna (SE)
- (**) Term: **15 Years**
- (21) Appl. No.: **29/541,941**
- (22) Filed: **Oct. 9, 2015**

- D746,946 S 1/2016 Näslund
- D746,947 S 1/2016 Näslund
- D747,441 S 1/2016 Näslund
- D748,758 S 2/2016 Duong et al.

FOREIGN PATENT DOCUMENTS

- AU 356868 A 8/2014
- AU 356870 A 8/2014
- CA 157903 S 7/2015
- CA 157904 S 7/2015

(Continued)

Primary Examiner — Robin V Webster

(74) *Attorney, Agent, or Firm* — Nelson Mullins Riley & Scarborough LLP

(30) **Foreign Application Priority Data**

Apr. 10, 2015 (EM) 002678821-0012

(51) **LOC (10) Cl.** **23-01**

(52) **U.S. Cl.**
USPC **D23/213**

(58) **Field of Classification Search**
USPC D23/213, 223, 226; 239/525–526, 532
CPC B05B 15/061; B05B 9/01; B05B 7/1209
See application file for complete search history.

(56) **References Cited**

U.S. PATENT DOCUMENTS

- 1,872,058 A 8/1932 Bramsen et al.
- 5,806,770 A 9/1998 Wang
- D472,959 S * 4/2003 Alkalay D23/223
- D559,354 S 1/2008 Chih
- D592,731 S * 5/2009 Hung D23/223
- D643,907 S * 8/2011 Hung D23/223
- D677,362 S 3/2013 Christopher
- D713,932 S 9/2014 Mammen
- D746,945 S 1/2016 Näslund

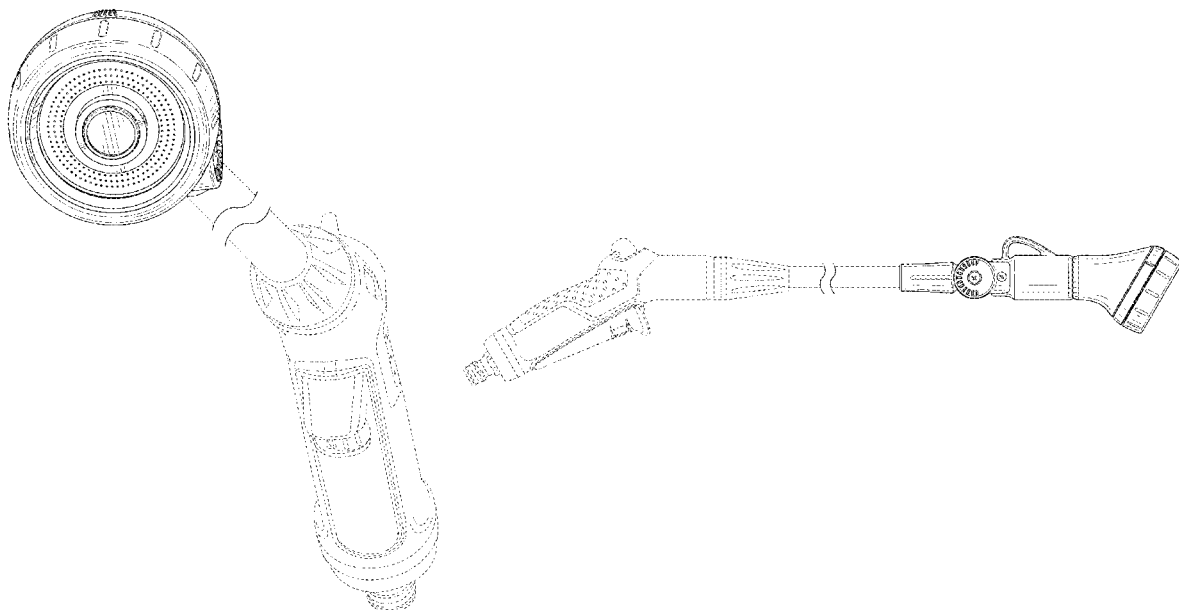
(57) **CLAIM**

The ornamental design for the basket spray lance, as shown and described.

DESCRIPTION

FIG. 1 is a perspective view of a basket spray lance in accordance with an embodiment of the present invention; FIG. 2 is a left side view of the basket spray lance of FIG. 1; FIG. 3 is a right side view of the basket spray lance of FIG. 1; FIG. 4 is a front view of the basket spray lance of FIG. 1; FIG. 5 is a back view of the basket spray lance of FIG. 1; FIG. 6 is a top view of the basket spray lance of FIG. 1; and, FIG. 7 is a bottom view of the basket spray lance of FIG. 1. The broken lines of FIGS. 1-7 are illustrative of the visible environmental structure of the basket spray lance and form no part of the claimed design.

1 Claim, 4 Drawing Sheets



(56)

References Cited

FOREIGN PATENT DOCUMENTS

CA	157977	S	7/2015
CA	157979	S	7/2015
EM	0024244650035	A1	8/2016
JP	1521415	S	4/2015
JP	1521416	S	4/2015
JP	1521428	S	4/2015
JP	1521694	S	4/2015
TW	D589094	A	5/2004
TW	D118254	A	7/2007
TW	D128011	A	3/2009
TW	D130862	A	9/2009
TW	D166728	S	3/2015
TW	D166729	A	3/2015
TW	D166732	A	3/2015

* cited by examiner

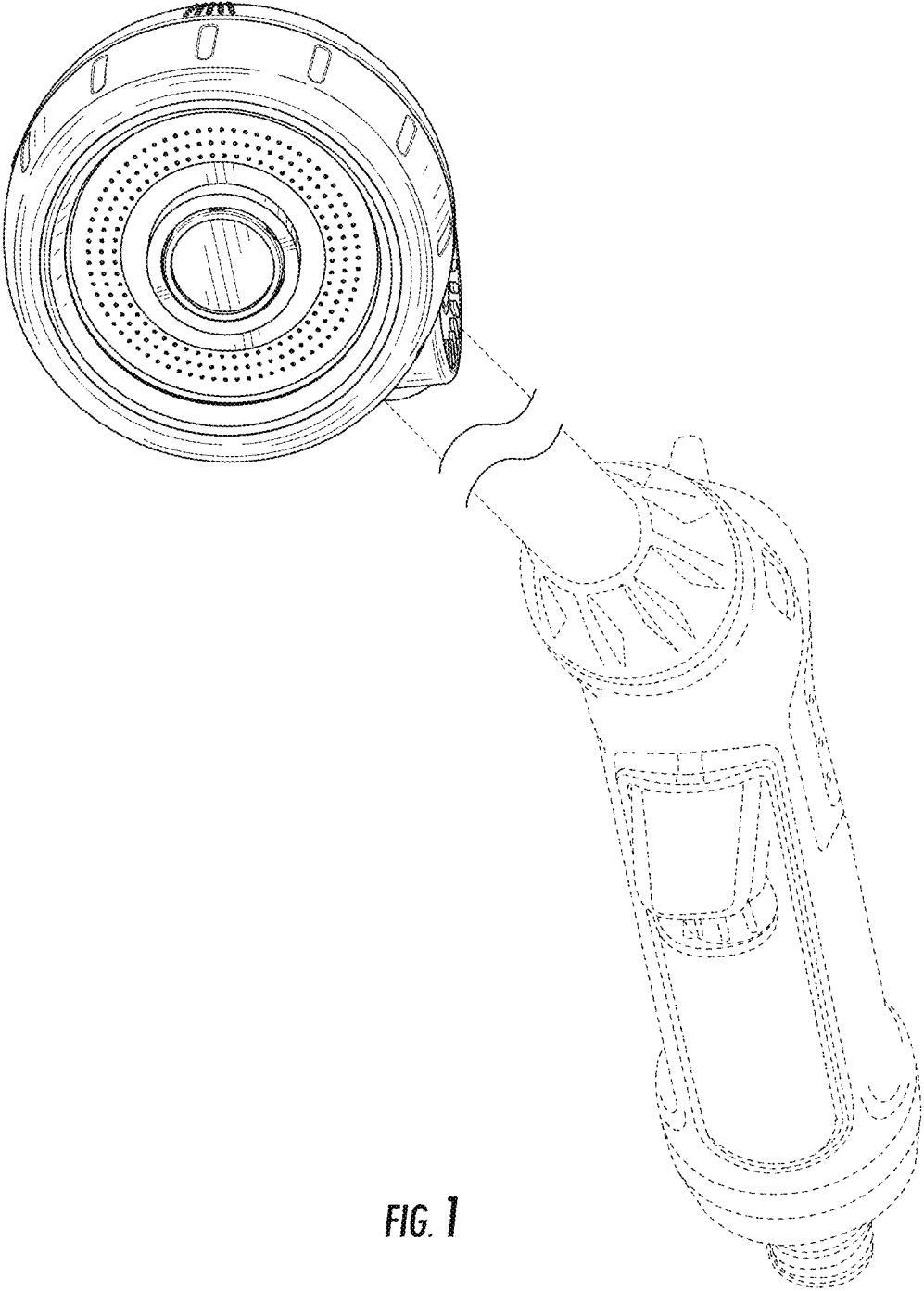


FIG. 1

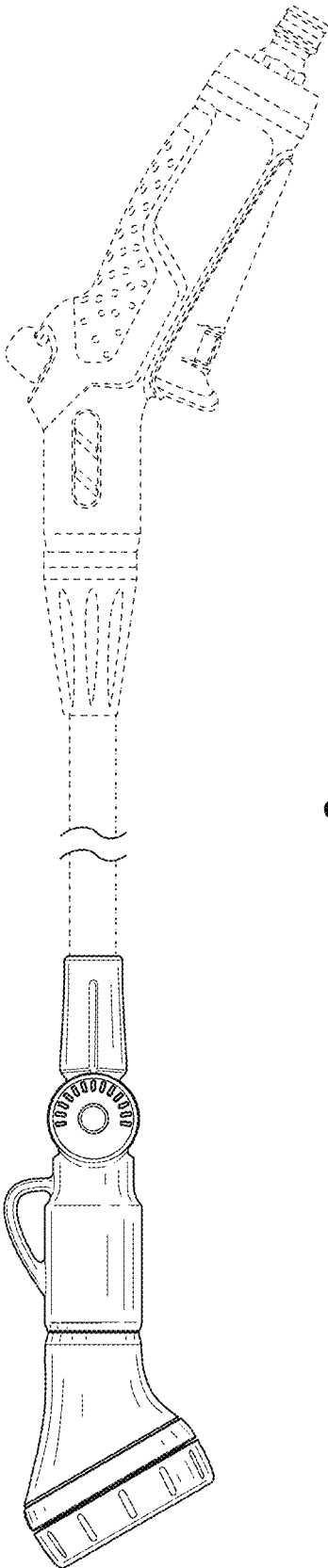


FIG. 2

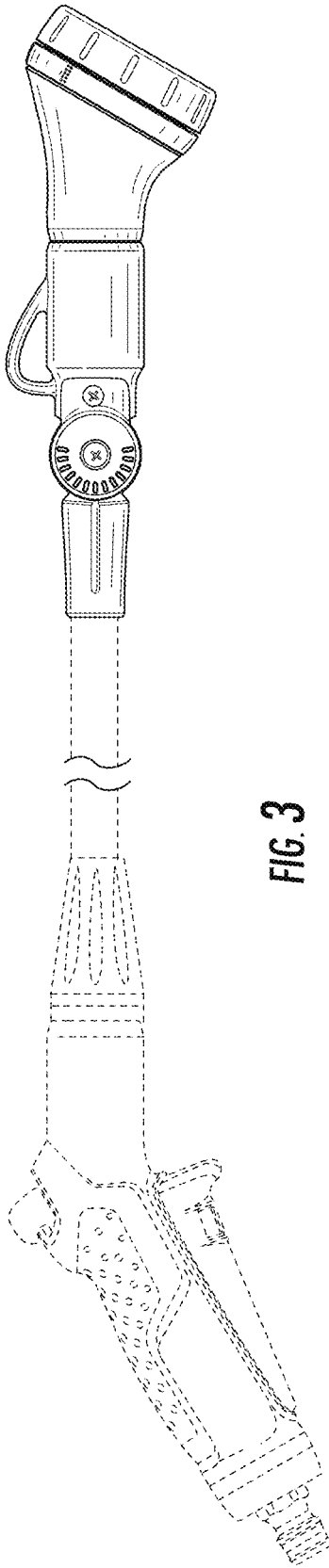


FIG. 3

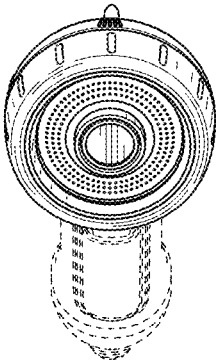


FIG. 4

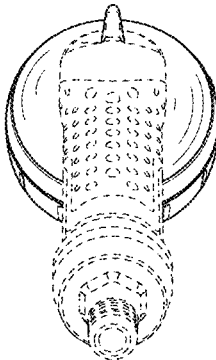


FIG. 5

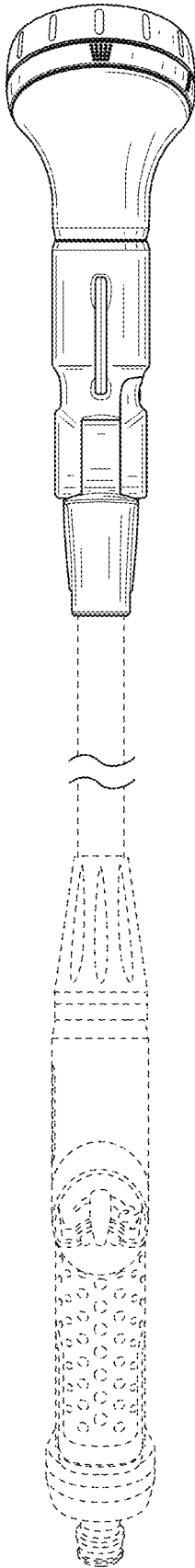


FIG. 6

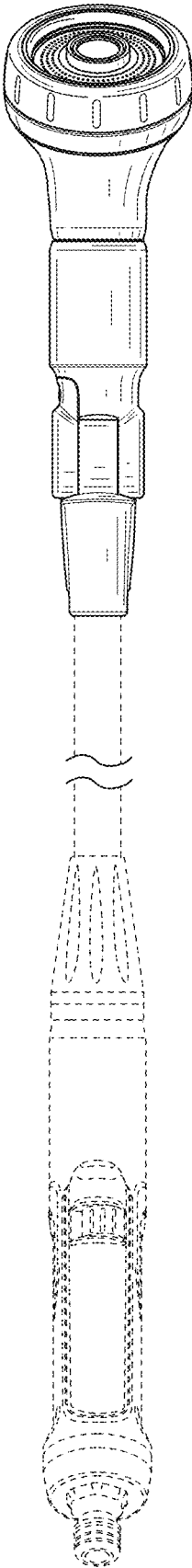


FIG. 7