

(12) STANDARD PATENT
(19) AUSTRALIAN PATENT OFFICE

(11) Application No. **AU 2010271404 B2**

(54) Title
System and method for non-thermal plasma treatment of foodstuffs

(51) International Patent Classification(s)
A23L 3/3409 (2006.01)

(21) Application No: **2010271404** (22) Date of Filing: **2010.07.08**

(87) WIPO No: **WO11/005940**

(30) Priority Data

(31) Number	(32) Date	(33) Country
61/224,755	2009.07.10	US
12/651,409	2009.12.31	US

(43) Publication Date: **2011.01.13**

(44) Accepted Journal Date: **2014.11.06**

(71) Applicant(s)
L'Air Liquide Societe Anonyme pour l'Etude et l'Exploitation des Procedes Georges Claude

(72) Inventor(s)
Meyers, Pierre;Rostaing, Jean-Christophe;Agrawal, Rajat

(74) Agent / Attorney
Phillips Ormonde Fitzpatrick, 367 Collins Street, Melbourne, VIC, 3000

(56) Related Art
US 2008/0063577 A1
US 2003/0026877 A1

(12) INTERNATIONAL APPLICATION PUBLISHED UNDER THE PATENT COOPERATION TREATY (PCT)

(19) World Intellectual Property Organization
International Bureau



(43) International Publication Date
13 January 2011 (13.01.2011)

(10) International Publication Number
WO 2011/005940 A1

(51) International Patent Classification:
A23L 3/3409 (2006.01)

(21) International Application Number:
PCT/US2010/041340

(22) International Filing Date:
8 July 2010 (08.07.2010)

(25) Filing Language: English

(26) Publication Language: English

(30) Priority Data:
61/224,755 10 July 2009 (10.07.2009) US
12/651,409 31 December 2009 (31.12.2009) US

(71) Applicant (for all designated States except US): **L'AIR LIQUIDE SOCIETE ANONYME POUR L'ETUDE ET L'EXPLOITATION DES PROCEDES GEORGES CLAUDE** [FR/FR]; 75 quai d'Orsay, F-75007 Paris (FR).

(72) Inventors; and

(75) Inventors/Applicants (for US only): **MEYERS, Pierre** [FR/FR]; 10, rue Marcel Pagnol, F-78530 Buc (FR). **ROSTAIN, Jean-Christophe** [FR/FR]; 57, rue Exelmans, F- Versailles (FR). **AGRAWAL, Rajat** [CA/US]; 21 Briarcliffe Ct., Newark, Delaware 19702 (US).

(74) Agents: **CRONIN, Christopher, J.** et al.; 2700 Post Oak Blvd., Suite 1800, Houston, Texas 77056 (US).

(81) Designated States (unless otherwise indicated, for every kind of national protection available): AE, AG, AL, AM, AO, AT, AU, AZ, BA, BB, BG, BH, BR, BW, BY, BZ, CA, CH, CL, CN, CO, CR, CU, CZ, DE, DK, DM, DO, DZ, EC, EE, EG, ES, FI, GB, GD, GE, GH, GM, GT, HN, HR, HU, ID, IL, IN, IS, JP, KE, KG, KM, KN, KP, KR, KZ, LA, LC, LK, LR, LS, LT, LU, LY, MA, MD, ME, MG, MK, MN, MW, MX, MY, MZ, NA, NG, NI, NO, NZ, OM, PE, PG, PH, PL, PT, RO, RS, RU, SC, SD, SE, SG, SK, SL, SM, ST, SV, SY, TH, TJ, TM, TN, TR, TT, TZ, UA, UG, US, UZ, VC, VN, ZA, ZM, ZW.

(84) Designated States (unless otherwise indicated, for every kind of regional protection available): ARIPO (BW, GH, GM, KE, LR, LS, MW, MZ, NA, SD, SL, SZ, TZ, UG, ZM, ZW), Eurasian (AM, AZ, BY, KG, KZ, MD, RU, TJ, TM), European (AL, AT, BE, BG, CH, CY, CZ, DE, DK, EE, ES, FI, FR, GB, GR, HR, HU, IE, IS, IT, LT, LU, LV, MC, MK, MT, NL, NO, PL, PT, RO, SE, SI, SK, SM, TR), OAPI (BF, BJ, CF, CG, CI, CM, GA, GN, GQ, GW, ML, MR, NE, SN, TD, TG).

Published:

- with international search report (Art. 21(3))
- before the expiration of the time limit for amending the claims and to be republished in the event of receipt of amendments (Rule 48.2(h))

(54) Title: SYSTEM AND METHOD FOR NON-THERMAL PLASMA TREATMENT OF FOODSTUFFS

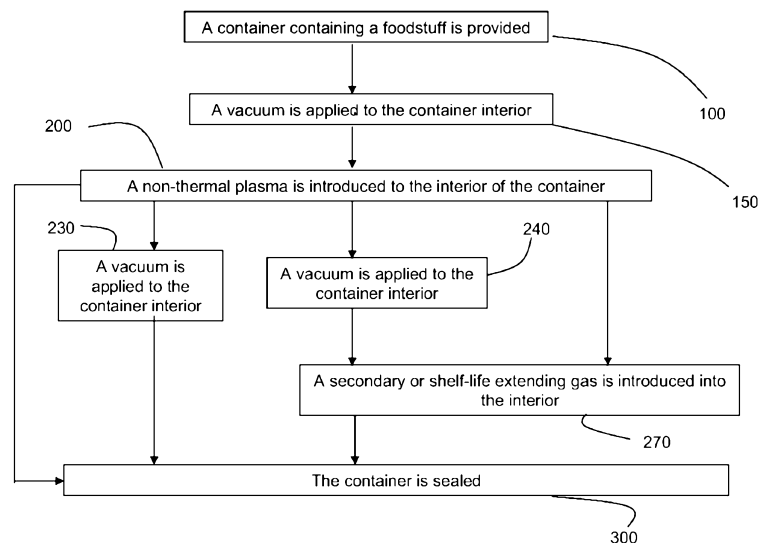


FIG 2

(57) Abstract: A method for sanitation and preservation of foodstuffs includes the following steps. A container containing a foodstuff is provided. A non-thermal plasma is introduced to an interior of the container. The container is sealed.

SYSTEM AND METHOD FOR NON-THERMAL PLASMA TREATMENT OF FOODSTUFFS

Cross-Reference to Related Applications

5 None.

Background

0 According to estimates from the U.S. Centers for Disease and Controls (CDC), food born pathogens account for 756 million illnesses, 325,000 hospitalizations, and 5000 deaths each year in the U.S. Moreover, fresh produce is catching up with ground beef as a major source of *e. coli* 0157 H7 and with chicken as a major source of *Salmonella*. Fresh-cut produce is one of the fastest growing sectors of the fresh produce industry. Processing produce into fresh-cut form increases the risk of bacterial contamination and growth because the natural external barrier of the
5 produce is broken by peeling, slicing, coring, trimming, and mashing.

This is also true for Ready-to-Eat (RTE) products for which starting from generally a stabilized raw material, more than 60% of the lifespan of the product can be lost because of these preparation and repackaging steps. For example, a raw block of ham packed under vacuum generally has a lifespan of 90 days whereas
10 sliced ham stored under similar conditions seldom reaches more than 30 days even by following all the hygienic conditions. Hence there is a need for a process which can be applied after the food is processed to reduce or destroy microorganisms just before it is packaged for the preservation of the quality and shelf-life.

25 The importance of preserving food quality while providing safety is well recognised and has led to increased interest in nonthermal processing of meat, poultry, and dairy products, produce and beverage. Some of the nonthermal based technologies include high presses processing (HPP), treatment with electric pulse field, irradiation, ultrasonic, etc.

30 In recent years, nonthermal plasma (also referred to as so-called "cold plasma" or "non-equilibrium plasma") has been investigated to sanitize food products. A plasma is an ionized gas which is formed by the passage of energy, for example by applying a high continuous or alternative voltage to it, or by providing energy in other forms such as microwave, radiation, laser light, or by other means.

Compared to gas in its natural state, plasma contains free charged particles, electrons and ions, although it is overall electrically neutral. A nonthermal plasma is in general any plasma which is not in thermodynamic equilibrium, either because the ion temperature is different from the electron temperature, or because the velocity
5 distribution of one of the species does not follow a Maxwell-Boltzmann distribution. As opposed to thermal plasmas where all particles of the medium (neutral molecules, atoms and radicals, ions and electrons have roughly the same energy distribution (meaning a common temperature), in nonthermal plasma electrons have a much higher average energy than heavy species. A limit to such a situation is with
10 the so called cold plasma, corresponding to gas temperature (meaning average energy of the heavy species) is close to ambient. However there may exist plasmas that are nonthermal but not cold, with heavy species temperature less than one order of magnitude below electron temperature. In general such plasmas are sustained by electrical discharges in a gas close to atmospheric pressure and must be
15 distinguished from other mature, industrially applied plasma technologies like welding, cutting and thermal spraying.

For nonthermal plasma, free electrons are excited by the means described above, namely acceleration by the electric field imposed by the external source of excitation. In parallel to this acceleration, electrons undergo random frequent elastic
20 collisions with the molecules and ions, also called heavy particles. Thus electrons continuously gain energy over time in the form of a disordered motion that has similarities with thermal agitation, but is "forced" by electrical energy input and much more intense. The average electron energy corresponds to an equivalent temperature of the order of tens of thousands of degrees. The average energy of
25 electrons is much higher than the heavy particles. If the collisions are not too frequent, in the case of a rarefied gas, for example, they transfer only little energy to the heavy particles and preserve their movement of thermal agitation corresponding to the ambient. If the electrons acquire a very high "temperature" (i.e. average agitation energy) of the order of 10^4 K they produce inelastic collisions with the heavy
30 particles that produces excitation (in terms of electronic level or vibrational quantified level), ionization (that constantly replenishes the population of electrons and ions to sustain a steady plasma), or dissociation into smaller fragments, atoms and radicals. The excited particles conceal very high "chemical energy" and can be reactive

enough to produce surface treatments to a material, without the need to heat the material.

In particular, it is recognised that cold plasma can destroy, or at least irreversibly inactivate microorganisms.

On the other hand, Modified Atmosphere Packaging (MAP) or controlled atmosphere packaging is a recognised technique used to extend the shelf-life of fresh or ready-to-eat food products. In this technique, the air surrounding the food in the package is removed partially or entirely and replaced by another gas or gas mixture. The effects of MAP are based on the often observed slowing of plant respiration in low O₂ environment. The commonly used gases in MAP are N₂, CO₂, O₂, rare gases (such as Ar), and their mixtures.

Summary

In one aspect, the present invention provides a method for sanitation and preservation of foodstuffs, comprising the steps of:

providing a container containing a foodstuff;
introducing a non-thermal plasma or a non-thermal plasma in a de-excited state to an interior of the container; and
sealing the container.

In another aspect, there is disclosed a method for sanitation and preservation of foodstuffs that includes the following steps. A container containing a foodstuff is provided. A non-thermal plasma is introduced to an interior of the container. The container is sealed.

The method may include one or more of the following aspects.

- the container is sealed while containing the non-thermal plasma or the non-thermal plasma in a de-excited state.
- the method further comprises the step of generating the non-thermal plasma from a treatment gas selected from the group consisting of N₂, CO₂, O₂, Ar, Xe, Kr, He, Ne, N₂O, H₂, H₂O₂, CO, NO, and mixtures thereof.
- the method further comprises the step of introducing a secondary gas to the interior of the container without displacing all of the non-thermal plasma or all of the non-thermal plasma in a de-excited state, wherein the container is sealed while containing the secondary gas and non-thermal plasma or de-excited non-thermal plasma.

3a

- the method further comprises the step of generating the non-thermal plasma from a treatment gas selected from the group consisting of N₂, CO₂, O₂, Ar, Xe, Kr, He, Ne, N₂O, H₂, H₂O₂, CO, NO, and mixtures thereof.
- the secondary gas is selected from the group consisting of N₂, CO₂, O₂, Ar, Xe, Kr, He, Ne, N₂O, H₂, H₂O₂, CO, NO, and mixtures thereof; and the secondary gas is compositionally different from the non-thermal plasma.

- the method further comprises the steps of:
 - removing all of the non-thermal plasma or all of the non-thermal plasma in a de-excited state; and
 - introducing a shelf-life extending gas into the interior of the container,
- 5 wherein the container is sealed while containing the shelf-life extending gas.
- the shelf-life extending gas selected from the group consisting of N₂, CO₂, O₂, Ar, Xe, Kr, He, Ne, N₂O, H₂, and mixtures thereof.
- the non-thermal plasma or the de-excited non-thermal plasma is removed by application of vacuum to the container interior.
- 10 - the non-thermal plasma or the de-excited non-thermal plasma is purged from the container interior by the introduction of the shelf-life extending gas.
- the method further comprises the step of removing the non-thermal plasma or the non-thermal plasma in a de-excited state with application of vacuum to the container interior, wherein the container is sealed under vacuum.
- 15 - the method further comprises the step of combining moisture with the non-thermal plasma.
- the treatment gas is selected from the group consisting of H₂, a mixture of H₂ and He, a mixture of H₂ and Ar, a mixture of H₂ and CO, a mixture of H₂ and H₂O₂, a mixture of H₂ and air, and a mixture of H₂ and N₂O.
- 20 - said step of introducing a non-thermal plasma to an interior of the container is performed inside a food packaging machine.
- the food packaging machine is a flow pack type food packaging machine.
- the food packaging machine is a tray type food packaging machine.
- the method further comprises the steps of:
 - 25 generating the non-thermal plasma with a non-thermal plasma generation device located outside the food packaging machine; and
 - conveying the non-thermal plasma from the non-thermal plasma generation device to the interior of the container.
- the food packaging machine is a flow pack type food packaging machine;
- 30 - the container is a thin plastic tubular film; and
- the non-thermal plasma is introduced into the interior of the tubular film with a nozzle.
- the food packaging machine is a tray type food packaging machine.

- the food packaging machine is a tray type food packaging machine and the non-thermal plasma is generated with a non-thermal plasma generating device comprising at least one planar microwave power applicator disposed in a lid of the tray type food packaging machine.
- 5 - the food packaging machine is a tray type food packaging machine and the non-thermal plasma is generated with a non-thermal plasma generating device comprising at least one planar microwave power applicator disposed in or on the container.
- the non-thermal plasma generating device comprises at least one planar
10 microwave power applicator
- said non-thermal plasma is in sustained contact with the foodstuff for a period of time of 0.1 sec to 600 seconds.
- said non-thermal plasma is in sustained contact with the foodstuff for a period of time of 5 to 60 seconds.
- 15 - the method further comprises a step of applying a vacuum to an interior of the container before said step of introducing the non-thermal plasma.
- a biocide is introduced into the container interior before, during or after the introduction of the non-thermal plasma into the container interior.
- the biocide is particulate Silver.

20

Brief Description Of The Drawings

Figure 1 is a flow diagram of a method according to the invention.

Figure 2 is a flow diagram of a method according to the invention including additional optional steps.

25 Figure 3 is a schematic of an application of the invention to a tray-type food packaging device.

Figure 4 is a schematic of an application of the invention to a flow pack-type food packaging device.

30 Figure 3 is a schematic of an application of the invention to a container having a built-in electrode or dielectric discharge barrier.

Description of Preferred Embodiments

Combining plasma treatment with MAP or vacuum packaging provides a synergetic effect by first improving the quality of the food product which when stored under modified atmosphere or vacuum further enhances the shelf-life of the product.

5 As best illustrated in FIG 1, an exemplary method of the invention includes the following steps. In a first step 100, a container containing a foodstuff is provided. In a second step 200, a non-thermal plasma is introduced into the container interior. In a third step 300, the container is sealed. While any type of sealed foodstuff container may be utilized in performance of the method, typically it is sealed using a
10 suitable film or a lid. Or, in the case of a flow pack type food packaging machine, opposite edges of a thin plastic film comprising the container are sealed together to form a hollow tube.

It should be noted that the word "container" is intended to mean a food container intended for long-term storage of food and not a plasma treatment
15 chamber. Two non-limiting examples of containers include a tubular plastic film typically used in a flow pack type food packaging machine, and a rigid or semi-rigid plastic tray typically used in a tray type food packaging machine.

While the method and system may be used to treat any foodstuff, typical types of foodstuffs include but are not limited to fresh produce, meat, and seafood.

20 The non-thermal plasma is generated from a treatment gas which may be one of several types of gases or gas mixtures. Non-limiting examples include N₂, CO₂, O₂, Ar, Xe, Kr, He, Ne, N₂O, H₂, H₂O₂, CO, NO, and mixtures thereof. In certain embodiments, it may be preferred to utilize a treatment gas of H₂, a mixture of H₂ and He, a mixture of H₂ and Ar, a mixture of H₂ and CO, a mixture of H₂ and H₂O₂, a
25 mixture of H₂ and air, or a mixture of H₂ and N₂O. It is possible to add one or more additives to the treatment gas such as moisture or other compound (for example, Silver or other biocide) to further tailor the efficacy of the plasma. The additive can be in the form of solid, liquid, or gas. Alternatively, the one or more additives may be added to the non-thermal plasma after it has been generated from the treatment gas.
30 As one example of this alternative, the non-thermal plasma may be utilized to convey the one or more additives to the foodstuff surface. A reducing atmosphere (i.e., one having a negative redox potential) may also be employed because it can prevent the degradation of food by oxidation. For example, the treatment gas may include H₂ or

H₂ may be admixed with the non-thermal plasma after it has been generated. In this manner, radicals like atomic hydrogen will be created, which have an extremely strong chemical reducing activity, in fact much higher than any reducing chemical in a commercial form. In addition reducing radicals have germicidal effects comparable to oxidant radicals.

As best shown in FIG 2, performance of the method may include additional optional steps.

In between steps 100 and 200, a step 150 of applying a vacuum to the container may be performed. It may be particularly beneficial to apply a vacuum before exposure of the foodstuff to the non-thermal plasma in order to avoid significant proportions of oxidizing gas which can interfere with sustaining the non-thermal plasma.

After performance of step 200, the method can proceed to step 300 in which case the non-thermal plasma or the non-thermal plasma in a de-excited state is sealed inside the container.

Alternatively, after performance of step 200, a step 230 of applying a vacuum to the interior of the container may be performed followed by step 300. This results in removal of the non-thermal plasma or the non-thermal plasma in a de-excited state and achievement of a vacuum-packaged foodstuff.

In another alternative, after performance of step 200, a step 270 of introducing a secondary or shelf-life extending gas into the container interior may be performed. The function of the secondary gas is to combine with the gases comprising the non-thermal plasma to produce a gas which promotes the shelf-life of the foodstuff. In this case, the treatment gas (from which the non-thermal plasma is generated) is selected in such a way to provide both antimicrobial and preservation effects, but this of course can result in a compromise between the two effects. So, the secondary gas can be added to the existing gas atmosphere (the non-thermal plasma or the non-thermal plasma in a de-excited state) inside the container to form a gas mixture more optimal for extending the shelf-life of a particular food product. The function of the shelf-life extending gas is to purge the gaseous atmosphere from inside the container (the non-thermal plasma or the non-thermal plasma in a de-excited state) and replace it with a gas which has better shelf-life extending properties when the above-described compromise is not considered sufficiently satisfactory or when certain constituents of the non-thermal plasma react with the foodstuff or container to an extent that it no

longer will result in sufficiently satisfactory shelf-life extending properties. The shelf-life extending gas can be same or different gas as the treatment gas. Typical shelf-life extending gases include but are not limited to N₂, CO₂, O₂, Ar, Xe, Kr, He, Ne, N₂O, H₂, and mixtures thereof.

In yet another alternative, after performance of step 200, a step 240 of applying a vacuum to the container interior may be performed. It may be particularly beneficial to perform step 240 after exposure of the foodstuff to the non-thermal plasma in order to remove significant portions of oxidizing compounds which for some foodstuffs may have detrimental effects like accelerated oxidation and aging. The method then proceeds to step 270 as described above, but in this case a shelf-life extending gas is used and not a secondary gas. This particular alternative (step 200, step 240, step 270) may be used in lieu of using the shelf-life gas to both purge and replace the non-thermal plasma or the non-thermal plasma in a de-excited state. Hence, less shelf-life extending gas is used.

The non-thermal plasma may be introduced to the interior of the container in a variety of ways. In one embodiment, the non-thermal plasma may be generated remotely from the container. In this embodiment, it may be generated outside of a tray type packaging machine and conveyed to the interior of the tray type packaging machine and the container interior via a conduit. Alternatively in this embodiment, it may be generated outside of a flow pack machine and conveyed to the interior of the tubular plastic film via a nozzle. In another embodiment, the non-thermal plasma may be generated inside (*in situ* generation) or adjacent to the container. This embodiment may be realized in two sub-embodiments. In the first sub-embodiment, the non-thermal plasma generation device is built into the tray type packaging machine (preferably built into a top lid) and the non-thermal plasma allowed to flow towards and into the interior of the container. In the second sub-embodiment, at least a portion of the generation device is built into the container itself.

Any non-thermal plasma generating device may be utilized in practice of the method and system. It is preferably a planar microwave power-applicating device comprising two or more electrodes energized by DC or AC power including radiofrequency, of a radiofrequency inductor, or a microwave plasma exciter. Preferably, the non-thermal plasma generation device utilizes a planar microwave applicator of the type disclosed by WO2009047441, the entire contents of which are incorporated herein by reference. This particular type of generation device is

particularly advantageous in the embodiments where the generation device (at least portion of) is built into the tray type packaging machine or built into the container.

When the non-thermal plasma generation device is located remotely from the container and the generation is not done *in situ*, there is more freedom in designing the plasma excitation device because, as being located remotely, its designed is not constrained by geometrical factors imposed by the container structure. An exemplary interelectrode distance may be in the range of 1-20 cm, preferably 1-5 or 5-20 cm. One of ordinary skill in the art will recognize that process optimization may be achieved by varying the interelectrode distance in an appropriate manner, or any other design parameter of the plasma excitation device.

While one of ordinary skill in the art will recognize that non-thermal plasma treatment of foodstuffs may be optimized by varying the contact time, an exemplary contact time in practice of the invention is between 0.1 sec to 600 seconds, preferably 5 to 60 seconds. Similarly, while such a one will recognize that process optimization may be achieved by varying the pressure inside the container during exposure of the foodstuff to the non-thermal plasma, an exemplary pressure is in the range of 1,000 Pascal to 11,000 Pascal.

It is further understood by one ordinarily skilled in the art that the following variables may be varied in an empirical manner in order to optimize the treatment for a particular food product: the route of non-thermal plasma application (direct versus remote), non-thermal plasma power or density, distance from the foodstuff surface to be treated, selection of treatment gas used to generate the non-thermal plasma, the pressure of the non-thermal plasma, the average velocity of the plasma gas flowing into or through the container (i.e. residence time of the plasma active species). This latter parameter has possibly to be matched to the lifetime of the different plasma species so that a sufficient amount of them can reach any point of the surface of the foodstuff so as to complete the sanitation treatment effectively. Such lifetime is generally dependant on pressure.

The non-thermal plasma based disinfection exists even if it does not contain any disinfecting chemical (i.e. a product that would have a germicidal effect regardless of the presence of the plasma excitation or not) such as hydrogen peroxide. While not being bound by any one theory, it is believed that the mechanisms of the inactivation of the microorganism by this type of plasma can be explained as follows:

- 2010271404 13 Jan 2012
- 5 1) Degradation of the genetic material by ultraviolet radiations emitted by the plasma: In plasma, atoms, molecules, ions, radicals carry a high intrinsic energy and are de-energized by emitting UV photons. These photons are similar to the ones emitted by a spectral lamp and have a similar effect. They however have the advantage of not being subjected to the effects of shading and stacking of the germs. Indeed, UV emitted in-situ with the centre even gas surrounds and bathes the germs from all the directions and can cover the surface exposing the microorganisms evenly.
 - 0 2) Direct antimicrobial action of oxidizing radicals: The latter, in particular atomic oxygen, are oxidants much stronger than any chemical available commercially. They will have a rather similar effect of inactivating microorganisms compared to oxidizing chemical used to destroy microorganisms.
 - 5 3) Erosion of the matter of the micro-organisms by chemical/ physical effects: The oxidizing radicals also have the property to chemically etch the organic matter i.e. they form, with carbon and the hydrogen (from the matter), volatile species like CO_2 and H_2O that go to the gas phase and are pulled by the flow of evacuation. In fact, the microorganisms undergo a "cold combustion on the spot". This volatilization of the matter can also be assisted by the ionic bombardment or UV photons. It should also be noted, although it is less
10 commonly reported, that reducing radicals can have the same effect of chemical erosion (for example the atomic hydrogen produced in a plasma makes it possible to effectively degrease metal surfaces without oxidizing them). Finally, the erosion can have purely physical origin: the solid organic
25 matter can be dissociated and vaporized in contact with the high energy species.

Exposure of foodstuff to plasma environment allows a notable reduction in the microorganism contaminant without any cooking effect since the gas remains at the ambient temperature. The other physiochemical effects of the cold plasma on the fresh food products need to be investigated, but the plasma treatment leaves little if

any, in theory, residue since the radical active species responsible for the useful effects have a very short lifespan.

One can use various devices to apply the excitation to the gas to ionize the gas to form plasma. The choice depends in particular on the geometry of the product, the container and the packaging system, and also of the pressure of work imposed.

As best shown in FIG 3, the non-thermal plasma may be generated in conjunction with a tray type packaging machine.

In FIG 3, the foodstuffs 1 are placed into individual compartments of a pre-formed, rigid or semi-rigid, continuous plastic lower film 3. An upper web 4 (comprising a backing 14 and plastic upper film 15) is fed from a roller 3 to the tops of the individual compartments. The combined web 4 and lower film 3 is batchwise fed into the tray type packaging machine 5. The lid 7 is then placed over the combined web 4 and lower film 3. Each compartment rests within a separate portion 9 of the tray type packaging machine 5. If desired, a vacuum may be applied to the interior of the tray type packaging machine 5 to remove the ambient atmosphere (air) from within. The non-thermal plasma is either generated remotely at a non-thermal plasma generation device (not shown) and conveyed to the interior of the tray type packaging machine 5 via a conduit (not shown) or the non-thermal plasma is generated inside the tray type packaging machine 5. The non-thermal plasma is then introduced into the individual compartments of the combined web 4 and lower film 3. If no vacuum was previously applied, the non-thermal plasma flushes out any ambient atmosphere (air) from the compartments.

After the foodstuff 1 is exposed to the non-thermal plasma for the desired period of time, the upper web 4, lower film 3, and foodstuff 1 may be processed in one of three ways. First, the upper web 4 may be sealed to the lower film 3 by heated sealing devices 11 at the expiration of the desired period of exposure time. This option seals the non-thermal plasma or non-thermal plasma in a de-excited state in the containers 19. Second, a vacuum may be applied to the interior of the tray type packaging machine 5 and the upper web 4 sealed to the lower film 3 with devices 11. This results in vacuum-packed containers 19. Third, a vacuum may be applied to the interior of the tray type packaging machine 5, a shelf-life extending gas injected therein, and the upper web sealed to the lower film 3 with devices 11.

After the processing step, the treated upper web 4, lower film 3, and foodstuffs 1 are removed from the tray type packaging machine 5 and a backing 14 is removed from the upper web 4 and gathered onto a roller 13. After removal of the backing 14, the plastic upper film 15 remains sealed to the plastic lower film. The upper and lower
5 films 15, 3 are then cut into individual containers 19 at the cutting station 17.

As best illustrated in FIG 4, the non-thermal plasma may be introduced to the interior of the container in the context of a flow pack machine. Pre-formed trays 21 are fed by a conveyor 23 towards a foodstuff feeder 2 that feeds foodstuffs 1 into the pre-formed trays 21. A film 27 is fed from a roll 25 towards the conveyor 23 and pre-
10 formed trays 21 and wrapped around itself so that opposite sides 27A of the film 27 are superimposed upon one another to form a tubular plastic film with an unsealed seam along the superimposed sides 27A. The seam is then sealed with a heated sealing device 29. The non-thermal plasma is generated remotely and conveyed (not shown) to a nozzle 31 extending into the interior of the sealed tubular film 27
15 adjacent the foodstuffs 1 to flush the air from within the interior of the sealed tubular film 27. Upper and lower portions of the film 27 in between adjacent pre-formed trays 21 are then sealed to one another with a heated sealing device 33 to trap the non-thermal plasma within sealed containers 37 each one of which contains a pre-formed tray 21 holding the foodstuff 1. A cutting device then cuts apart adjacent
20 sealed containers 37. One of ordinary skill in the art will recognize that this is a continuous process.

As best illustrated in FIG 5, the non-thermal plasma generation device may be built into the lid 7 of the tray type food packing machine 5 of FIG 3. The generation device includes a dielectric discharge barrier 47 that cooperates with an electrode 45
25 (formed into or adhered to the inside or outside bottom surface of tray-shaped container 43) disposed underneath barrier 47. Upon energization of the barrier 47 with electrode 45 (and another electrode not shown), the non-thermal plasma flows downwardly and into the interior of the container 43. Alternatively, the electrode 45 is not built into or adhered to the container 43.

30 Preferred processes and apparatus for practicing the present invention have been described. It will be understood and readily apparent to the skilled artisan that many changes and modifications may be made to the above-described embodiments without departing from the spirit and the scope of the present

invention. The foregoing is illustrative only and that other embodiments of the integrated processes and apparatus may be employed without departing from the true scope of the invention defined in the following claims.

The claims defining the invention are as follows:

1. A method for sanitation and preservation of foodstuffs, comprising the steps of:

5 providing a container containing a foodstuff;
introducing a non-thermal plasma to an interior of the container; and
sealing the container.

2. The method of claim 1, wherein the container is sealed while containing
0 the non-thermal plasma or the non-thermal plasma in a de-excited state.

3. The method of any one of claims 1 to 2, further comprising the step of
introducing a secondary gas to the interior of the container without displacing all of the
non-thermal plasma or all of the non-thermal plasma in a de-excited state, wherein
15 the container is sealed while containing the secondary gas and non-thermal plasma
or de-excited non-thermal plasma.

4. The method of any one of claims 1 to 3, further comprising the step of
generating the non-thermal plasma from a treatment gas selected from the group
20 consisting of N₂, CO₂, O₂, Ar, Xe, Kr, He, Ne, N₂O, H₂, H₂O₂, CO, NO, and mixtures
thereof.

5. The method of any one of claims 3 to 4, wherein:
the secondary gas is selected from the group consisting of N₂, CO₂, O₂, Ar, Xe,
25 Kr, He, Ne, N₂O, H₂, H₂O₂, CO, NO, and mixtures thereof; and
the secondary gas is compositionally different from the non-thermal plasma.

6. The method of any one of claims 1 to 5, further comprising the steps of:
removing all of the non-thermal plasma or all of the non-thermal plasma in a
30 de-excited state; and

introducing a shelf-life extending gas into the interior of the container, wherein
the container is sealed while containing the shelf-life extending gas.

7. The method of claim 6, wherein the shelf-life extending gas is selected from the group consisting of N₂, CO₂, O₂, Ar, Xe, Kr, He, Ne, N₂O, H₂, and mixtures thereof.

5 8. The method of any one of claims 6 to 7, wherein the non-thermal plasma or the de-excited non-thermal plasma is removed by application of vacuum to the container interior.

0 9. The method of any one of claims 6 to 7, wherein the non-thermal plasma or the de-excited non-thermal plasma is purged from the container interior by the introduction of the shelf-life extending gas.

5 10. The method of claim 1, further comprising the step of removing the non-thermal plasma or the non-thermal plasma in a de-excited state with application of vacuum to the container interior, wherein the container is sealed under vacuum.

11. The method of any one of claims 1 to 10, further comprising the step of combining moisture with the non-thermal plasma.

10 12. The method of claim 4, wherein the treatment gas is selected from the group consisting of H₂, a mixture of H₂ and He, a mixture of H₂ and Ar, a mixture of H₂ and CO, a mixture of H₂ and H₂O₂, a mixture of H₂ and air, and a mixture of H₂ and N₂O.

25 13. The method of any one of claims 1 to 12, wherein said step of introducing a non-thermal plasma to an interior of the container is performed inside a food packaging machine.

30 14. The method of claim 13, wherein the food packaging machine is a flow pack type food packaging machine.

15. The method of any one of claims 13 to 14, further comprising the steps of:

generating the non-thermal plasma with a non-thermal plasma generation device located outside the food packaging machine; and

conveying the non-thermal plasma from the non-thermal plasma generation device to the interior of the container.

16. The method of claim 15, wherein:

the food packaging machine is a flow pack type food packaging machine;

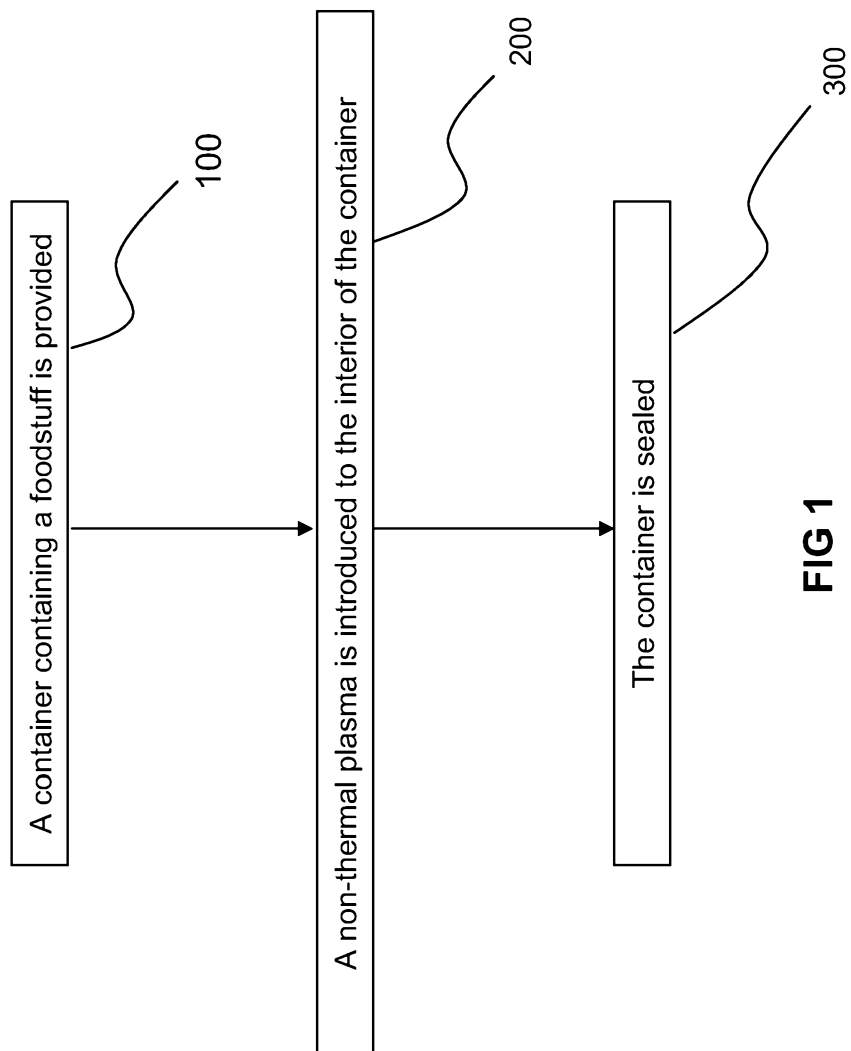
the container is a thin plastic tubular film; and

the non-thermal plasma is introduced into the interior of the tubular film with a nozzle.

17. the method of any one of claims 13 or 15, wherein the food packaging machine is a tray type food packaging machine.

18. The method of any one of claims 1 to 17, further comprising a step of applying a vacuum to an interior of the container before said step of introducing the non-thermal plasma.

19. A method according to claim 1, substantially as hereinbefore described, with reference to any one of the Examples and/or Figures.



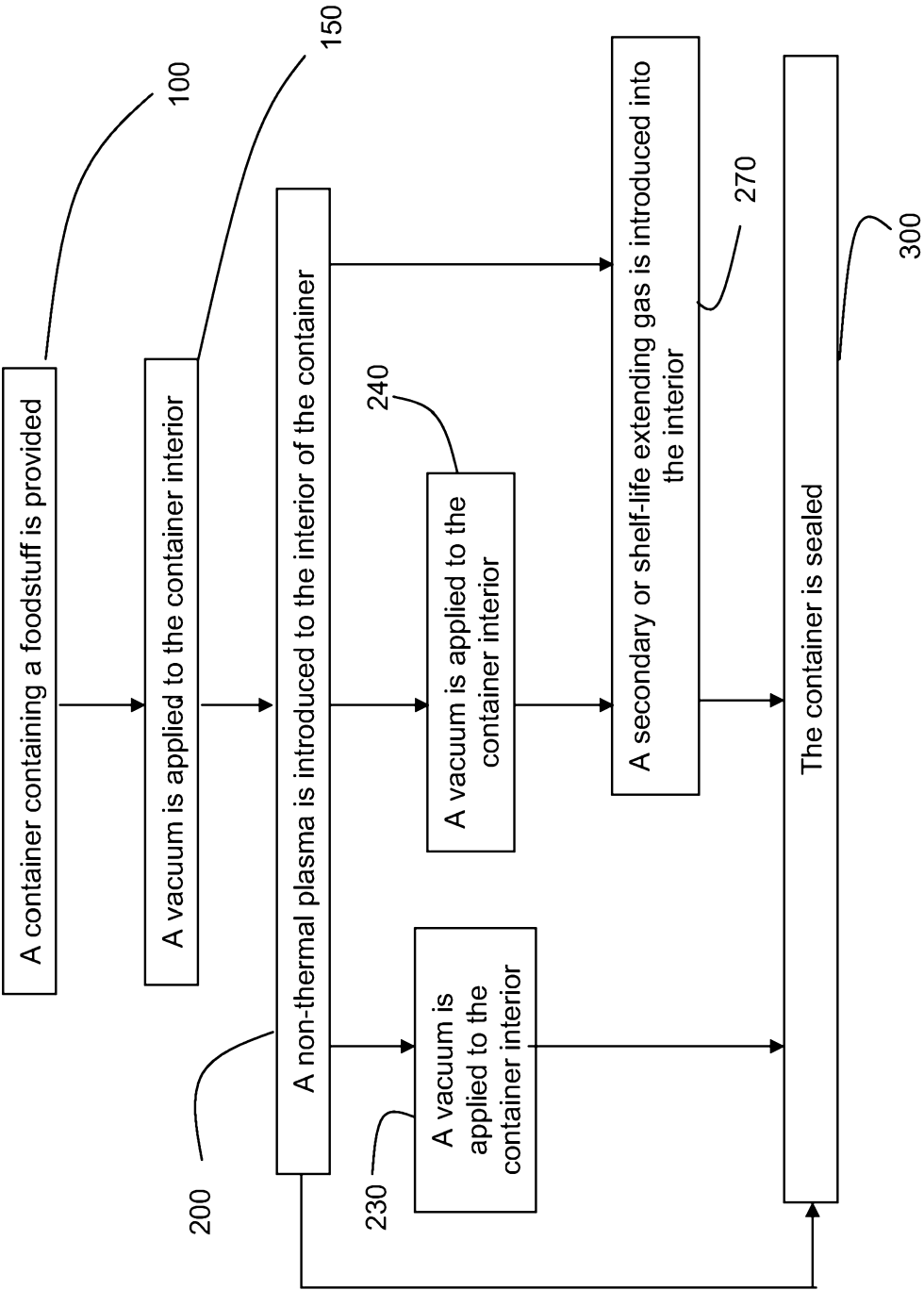


FIG 2

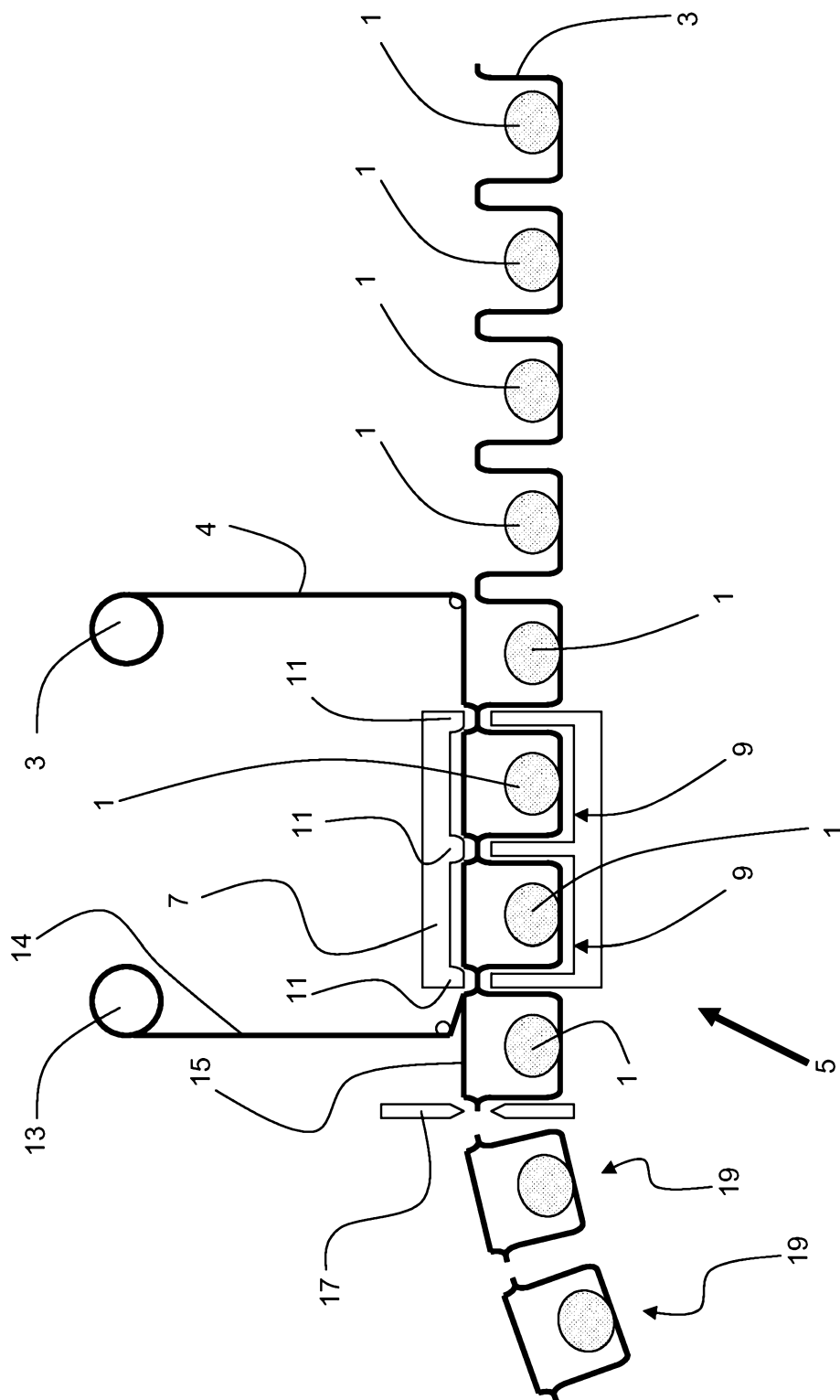


FIG 3

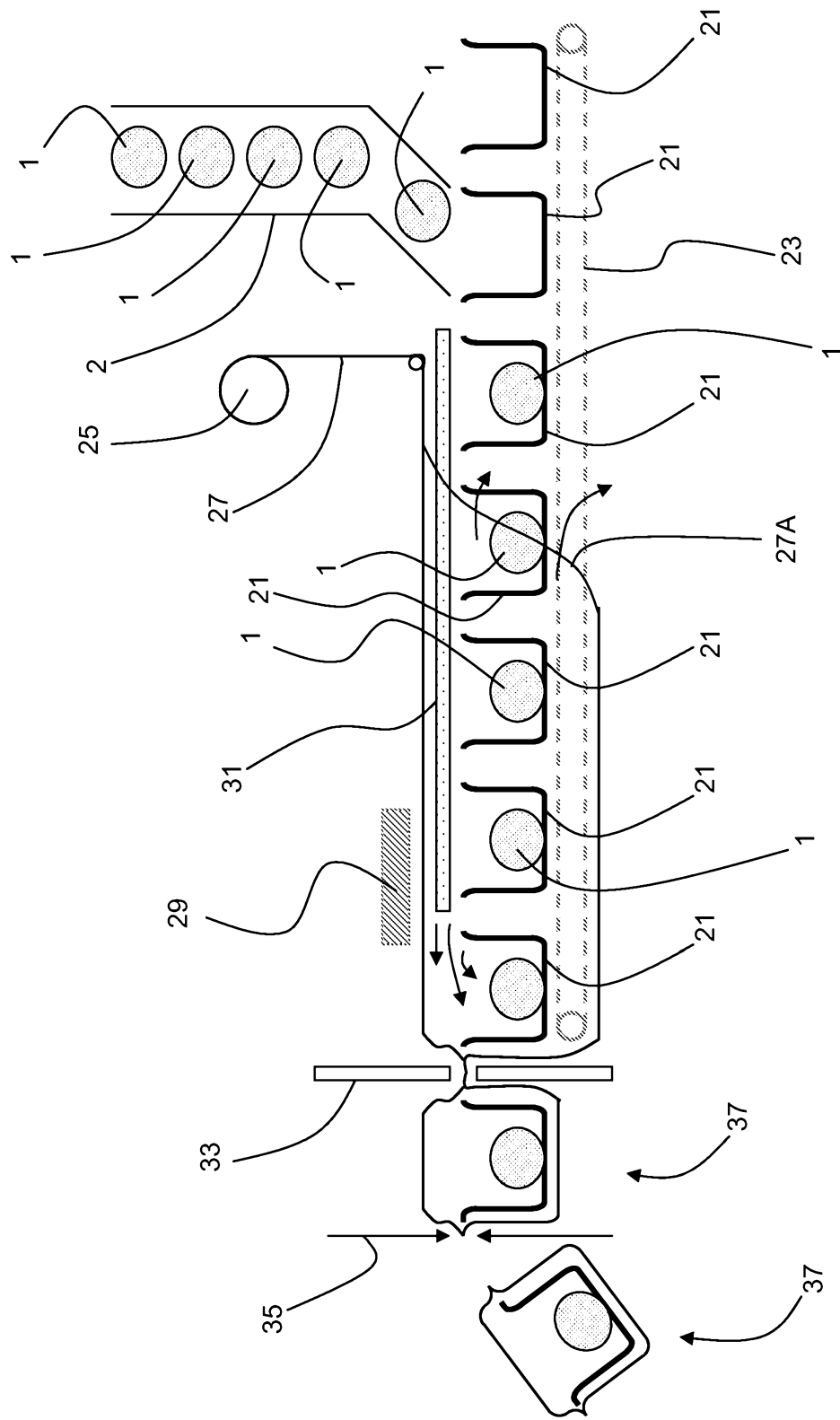


FIG 4

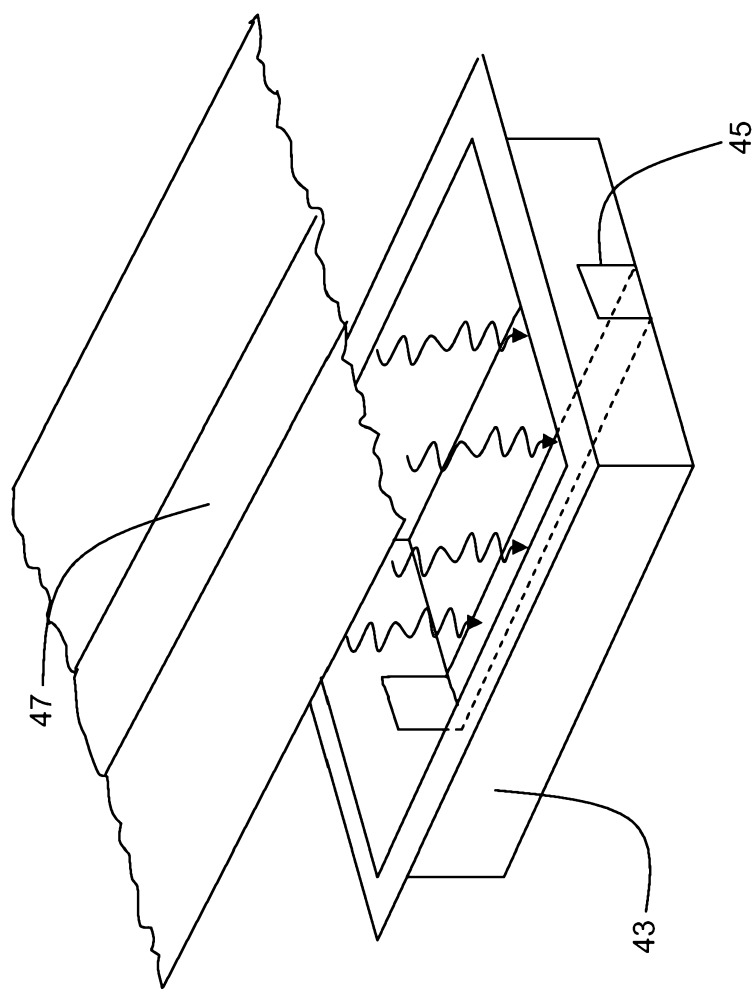


FIG 5