

(12) STANDARD PATENT
(19) AUSTRALIAN PATENT OFFICE

(11) Application No. **AU 2009323274 B2**

(54) Title
Benzothiazole derivatives as anticancer agents

(51) International Patent Classification(s)
C07D 277/82 (2006.01) **A61P 35/00** (2006.01)
A61K 31/428 (2006.01) **C07D 417/12** (2006.01)
A61K 31/496 (2006.01)

(21) Application No: **2009323274** (22) Date of Filing: **2009.12.01**

(87) WIPO No: **WO10/064722**

(30) Priority Data

(31) Number	(32) Date	(33) Country
2009-125256	2009.05.25	JP
2008-307581	2008.12.02	JP

(43) Publication Date: **2010.06.10**

(44) Accepted Journal Date: **2015.09.17**

(71) Applicant(s)
Takeda Pharmaceutical Company Limited

(72) Inventor(s)
Okaniwa, Masanori;Takagi, Terufumi;Hirose, Masaaki

(74) Agent / Attorney
Griffith Hack, GPO Box 4164, Sydney, NSW, 2001

(12) INTERNATIONAL APPLICATION PUBLISHED UNDER THE PATENT COOPERATION TREATY (PCT)

(19) World Intellectual Property Organization
International Bureau



(43) International Publication Date
10 June 2010 (10.06.2010)

(10) International Publication Number
WO 2010/064722 A1

(51) International Patent Classification:

C07D 277/82 (2006.01) A61K 31/496 (2006.01)
C07D 417/12 (2006.01) A61P 35/00 (2006.01)
A61K 31/428 (2006.01)

(21) International Application Number:

PCT/JP2009/070447

(22) International Filing Date:

1 December 2009 (01.12.2009)

(25) Filing Language:

English

(26) Publication Language:

English

(30) Priority Data:

2008-307581 2 December 2008 (02.12.2008) JP
2009-125256 25 May 2009 (25.05.2009) JP

(71) Applicant (for all designated States except US): **TAKE-DA PHARMACEUTICAL COMPANY LIMITED**
[JP/JP]; 1-1, Doshomachi 4-chome, Chuo-ku, Osaka-shi,
Osaka, 5410045 (JP).

(72) Inventors; and

(75) Inventors/Applicants (for US only): **OKANIWA, Masanori** [JP/JP]; c/o TAKEDA PHARMACEUTICAL COMPANY LIMITED, 10, Wadai, Tsukuba-shi, Ibaraki, 3004293 (JP). **TAKAGI, Terufumi** [JP/JP]; c/o TAKE-DA PHARMACEUTICAL COMPANY LIMITED, 17-85, Jusohonmachi 2-chome, Yodogawa-ku, Osaka-shi, Osaka, 5328686 (JP).

(74) Agent: **TAKASHIMA, Hajime**; Meiji Yasuda Seimei Osaka Midotsuji Bldg., 1-1, Fushimimachi 4-chome, Chuo-ku, Osaka-shi, Osaka, 5410044 (JP).

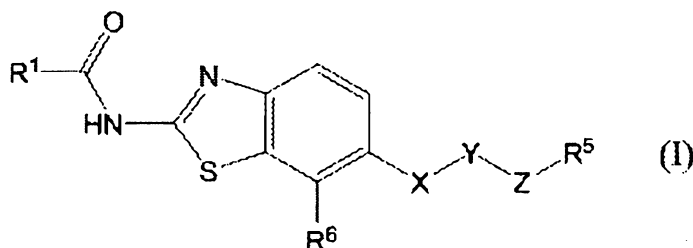
(81) Designated States (unless otherwise indicated, for every kind of national protection available): AE, AG, AL, AM, AO, AT, AU, AZ, BA, BB, BG, BH, BR, BW, BY, BZ, CA, CH, CL, CN, CO, CR, CU, CZ, DE, DK, DM, DO, DZ, EC, EE, EG, ES, FI, GB, GD, GE, GH, GM, GT, HN, HR, HU, ID, IL, IN, IS, JP, KE, KG, KM, KN, KP, KR, KZ, LA, LC, LK, LR, LS, LT, LU, LY, MA, MD, ME, MG, MK, MN, MW, MX, MY, MZ, NA, NG, NI, NO, NZ, OM, PE, PG, PH, PL, PT, RO, RS, RU, SC, SD, SE, SG, SK, SL, SM, ST, SV, SY, TJ, TM, TN, TR, TT, TZ, UA, UG, US, UZ, VC, VN, ZA, ZM, ZW.

(81) Designated States (unless otherwise indicated, for every kind of regional protection available): ARIPO (BW, GH, GM, KE, LS, MW, MZ, NA, SD, SL, SZ, TZ, UG, ZM, ZW), Eurasian (AM, AZ, BY, KG, KZ, MD, RU, TJ, TM), European (AT, BE, BG, CH, CY, CZ, DE, DK, EE, ES, FI, FR, GB, GR, HR, HU, IE, IS, IT, LT, LU, LV, MC, MK, MT, NL, NO, PL, PT, RO, SE, SI, SK, SM, TR), OAPI (BF, BJ, CF, CG, CI, CM, GA, GN, GQ, GW, ML, MR, NE, SN, TD, TG).

Published:

- with international search report (Art. 21(3))
- before the expiration of the time limit for amending the claims and to be republished in the event of receipt of amendments (Rule 48.2(h))
- with sequence listing part of description (Rule 5.2(a))

(54) Title: BENZOTHAZOLE DERIVATIVES AS ANTICANCER AGENTS



(57) Abstract: Provided is a fused heterocycle derivative showing a strong Raf inhibitory activity. A compound represented by the formula (I) wherein each symbol is as defined in the present specification, or a salt thereof.

DESCRIPTION**BENZOTHIAZOLE DERIVATIVES AS ANTICANCER AGENTS**

Technical Field

[0001]

5 The present invention relates to a heterocyclic compound and use thereof, and in detail, relates to a heterocyclic compound having strong Raf inhibitory activity and useful for the prophylaxis or treatment and the like of cancer, and use thereof.

10 [0002]

(Background of the Invention)

Many activities of cancer cells such as growth, metastasis, invasion and the like are caused via intracellular signal transduction from RTK: receptor tyrosine kinases (EGFR, 15 HER2 etc.), which is activated by stimulation by growth factors and mutation, and the activation signal thereof is transmitted downstream via RAS protein. As the intracellular signal transduction pathway via Ras, Ras/Raf/MEK/ERK pathway is best known, which is deeply involved in the control of 20 various cell functions such as cell proliferation, cellular motility, transformation, apoptosis (cell death) resistance and the like.

To block the pathway, inhibitors of growth factor receptors, for example, epithelial growth factor receptor 25 (EGFR) inhibitors gefinitib (trade name: Iressa), and erlotinib (trade name: Tarceva), and human epithelial growth factor receptor type 2 (HER2) inhibitory antibody trastuzumab (trade name: Herceptin) are placed on the market in recent years. They have been reported to be effective for the 30 treatment of some cancer types in clinical practices, such as lung cancer, breast cancer and the like. In addition, it has been shown that inhibitory antibody bevacizumab (trade name: Avastin) against vascular endothelial growth factor (VEGF) inhibits activation of VEGFR in the intratumoral neovascular 35 endothelial cells and shows an antitumor activity. These

medicaments suppress signal transduction system at the downstream when showing a tumor growth inhibitory activity in cancer to be the target cells and vascular endothelial cells, through inhibition of receptor enzyme activity and inhibition
5 of receptor activation.

On the other hand, the Ras/Raf/MEK/ERK pathway is well known to cause highly frequent mutations in cancer. Ras gene is reported to undergo an activation type mutation at codon 12, 13 or 61 of various carcinomass, for example, about 90% of the
10 total of pancreatic cancer, about 35% of non-small cell lung cancer, about 30% of liver cancer and the like, and there are many reports on the correlation between Ras mutation and developing malignant tumor.

With regard to Raf gene, activation mutation in kinase
15 domain of B-Raf in cancer has been reported. It is known that B-Raf mutation, particularly V600E, occurs in various carcinomass, for example, about 60% of the total of malignant melanoma, about 30% of thyroid cancer, about 15% of colon cancer and the like. Particularly, B-Raf (V600E) kinase has
20 about 13-fold MEK phosphorylation activity as compared to wild-type B-Raf kinase, and the activity of B-Raf is deeply involved in the growth of cancer having a mutation in B-Raf.

In these cancers, inhibitions of the upstream growth factor receptor activity and Ras cannot suppress signal
25 transduction system downstream of Raf kinase, which is constantly activated. In this case, since suppression of the downstream signal (Raf/MEK/ERK signal transduction system) cannot be expected, a tumor growth suppressive activity cannot be expected, either. For example, melanoma showing highly
30 frequent B-Raf mutation is highly metastatic and the 5 year survival rate is about 6%, for which no promising therapeutic drug exists at present.

In the Ras/Raf/MEK/ERK pathway, Raf kinase is the most downstream molecule to be activated by mutation. A compound
35 inhibiting Raf activity is considered to be effective as a

therapeutic drug for any cancer caused by mutation of growth factor receptor or excessive activation by ligand stimulation, or cancer caused by activation type mutation of Ras.

Raf is a serine/threonine kinase, and is known to include
5 three isoforms of A-Raf, B-Raf and c-Raf. Raf is activated by Ras and phosphorylates the downstream molecule MEK. The activated MEK further phosphorylates ERK to transmit the signal further downstream. Of three isoforms, B-Raf kinase shows an extreme strong activity of phosphorylating MEK in the
10 basal state, which is about 15- to 20-fold that of A-Raf, c-Raf kinase activity. To undergo process of activation, moreover, c-Raf requires phosphorylation of the 338th serine in the activation loop to obtain the maximum activity (same for A-Raf). However, B-Raf is known to be easily activated as
15 compared to A-Raf and c-Raf, since the corresponding sequence is always phosphorylated.

A compound that inhibits B-Raf kinase activity and mutant B-Raf kinase is considered to suppress cell proliferation particularly in cancer with poor prognosis. Accordingly, such
20 compound becomes an effective therapeutic drug for cancer for which a growth factor receptor enzyme activity inhibitor is ineffective.

As Raf inhibitors, sorafenib-related derivatives (patent documents 1 - 3, non-patent document 1), benzylidene
25 derivative (patent document 4), imidazole derivatives (patent documents 5 - 8), pyridylfuran derivatives (patent documents 9 - 12), benzazole derivatives (patent documents 13 - 15), thiazolopyridine derivatives (patent documents 16 and 17) and the like are known.

30 As therapeutic drugs for cancer, moreover, benzothiazole derivatives are described in patent documents 18 - 20.

[prior art references]

patent document 1: WO2000/42012

patent document 2: WO2000/41698

35 patent document 3: WO2002/62763

patent document 4: WO99/10325
 patent document 5: WO2002/94808
 patent document 6: WO2002/24680
 patent document 7: WO2001/66540
 5 patent document 8: WO2001/66539
 patent document 9: WO2003/22838
 patent document 10: WO2003/22837
 patent document 11: WO2003/22836
 patent document 12: WO2003/22833
 10 patent document 13: WO2003/082272
 patent document 14: WO2005/032548
 patent document 15: WO2007/030377
 patent document 16: WO2006/071035
 patent document 17: WO2007/058482
 15 patent document 18: WO2002/044156
 patent document 19: WO2003/082272
 patent document 20: WO2005/032548

[non-patent document]

non-patent document 1: Current Pharmaceutical Design, 2000, 8,
 20 2269-2278

[Summary Of The Invention]

(Problems to be Solved by the Invention)

[0003]

A Raf inhibitor superior in the efficacy expression,
 25 pharmacokinetics, solubility, interaction with other
 pharmaceutical products, safety (low toxicity) and stability is
 expected to show a therapeutically superior effect. At present,
 however, no substance has been found that sufficiently
 satisfies the above requirements. Accordingly, it would be
 30 advantageous if at least preferred embodiments of the present
 invention provide a compound superior in the above-mentioned
 points and sufficiently satisfactory as a pharmaceutical product.

(Means of Solving the Problems)

[0004]

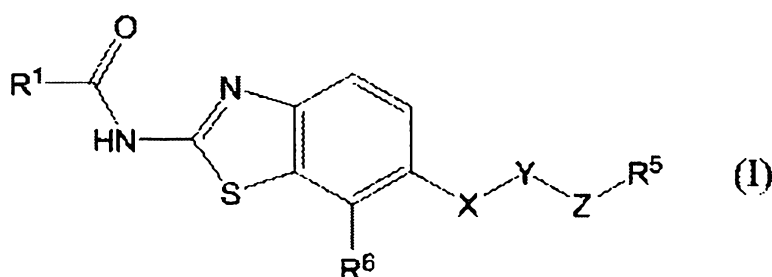
35 The present inventors have conducted intensive studies in

an attempt to solve the above-mentioned problems and found that a compound represented by the following formula has a superior Raf inhibitory activity, which resulted in the completion of the present invention.

5 Accordingly, the present invention provides the following.

[1] A compound represented by the formula

[0005]



10 [0006]

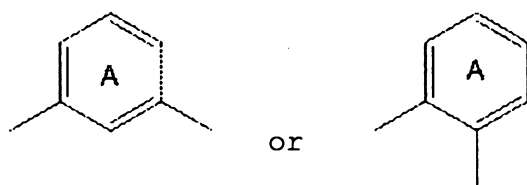
wherein

R^1 is a C_{1-6} alkyl group optionally having substituent(s), a C_{3-8} cycloalkyl group optionally having substituent(s), or a heterocyclic group optionally having substituent(s);

15 X is -O- or -NR²- wherein R^2 is a hydrogen atom or a C_{1-6} alkyl group;

Y is

[0007]



20

[0008]

wherein ring A is a benzene ring which is optionally further substituted;

Z is a group represented by

- 25 (1) -NR³CO-,
 (2) -NR³CO-W¹-,
 (3) -NR³CO-W¹-O-,

- (4) $-\text{NR}^3\text{CO}-\text{W}^1-\text{O}-\text{W}^2-$,
(5) $-\text{NR}^3\text{CO}-\text{W}^1-\text{S}-$,
(6) $-\text{NR}^3\text{CO}-\text{W}^1-\text{NR}^4-$,
(7) $-\text{NR}^3\text{COO}-$,
5 (8) $-\text{NR}^3\text{CO}-\text{CO}-$,
(9) $-\text{NR}^3\text{CONR}^4-$,
(10) $-\text{NR}^3\text{CONR}^4-\text{W}^1-$,
(11) $-\text{NR}^3\text{CONR}^4-\text{W}^1-\text{O}-$, or
(12) $-\text{CONR}^3-$
- 10 wherein R^3 and R^4 are each independently a hydrogen atom or a C_{1-6} alkyl group,
 W^1 and W^2 are each independently a C_{1-6} alkylene group optionally having substituent(s), a C_{2-6} alkenylene group optionally having substituent(s), a C_{2-6} alkynylene group
15 optionally having substituent(s), or a C_{3-6} cycloalkylene group optionally having substituent(s);
 R^5 is a 5- or 6-membered ring group optionally having substituent(s); and
 R^6 is
- 20 (1) a halogen atom,
(2) a cyano group,
(3) a nitro group,
(4) a hydroxy group,
(5) a carboxy group,
25 (6) a C_{1-6} alkoxy-carbonyl group,
(7) an amino group,
(8) a mono C_{1-6} alkylamino group,
(9) a di C_{1-6} alkylamino group, or
(10) a C_{1-6} alkyl group optionally having 1 to 3 substituents
30 selected from
(i) a halogen atom,
(ii) a cyano group,
(iii) a nitro group,
(iv) a hydroxy group,
35 (v) a carboxy group,

- (vi) a C₁₋₆ alkoxy-carbonyl group,
- (vii) an amino group,
- (viii) a mono C₁₋₆ alkylamino group, and
- (ix) a di C₁₋₆ alkylamino group,

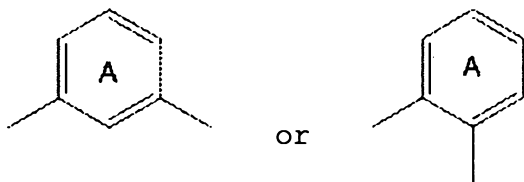
5 or a salt thereof (sometimes to be abbreviated as "compound (I)" in the present specification).

[2] The compound according to the above-mentioned [1] wherein R¹ is

- (1) a C₁₋₆ alkyl group optionally having substituent(s),
- 10 (2) a C₃₋₈ cycloalkyl group optionally having substituent(s), or
- (3) a 3- to 8-membered monocyclic nonaromatic heterocyclic group optionally having substituent(s),

X is -O-, -NH- or -N(CH₃)-,

Y is



15

wherein ring A is a benzene ring optionally having 1 to 3 substituents selected from

- (1) C₁₋₆ alkyl, and
- (2) a halogen atom,

20 Z is

- (1) -NR³CO-,
- (2) -NR³CO-W¹-,
- (3) -NR³CONR⁴-, or
- (4) -CONR³-

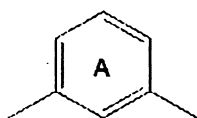
25 wherein each symbol is as defined in the above-mentioned [1],
R⁵ is

- (1) a phenyl optionally having substituent(s), or
- (2) a 5- or 6-membered monocyclic aromatic heterocyclic group optionally having substituent(s), and

30 R⁶ is

- (1) a halogen atom,
- (2) a cyano group,

- (3) a nitro group,
(4) a carboxy group,
(5) a C₁₋₆ alkoxy-carbonyl group,
(6) an amino group,
5 (7) a di C₁₋₆ alkylamino group, or
(8) a C₁₋₆ alkyl group optionally having 1 to 3 hydroxy groups.
[3] The compound according to any one of the above-mentioned
[1] and [2] wherein R¹ is
(1) a C₁₋₆ alkyl group optionally having one 3- to 8-membered
10 monocyclic nonaromatic heterocyclic group optionally having 1
to 3 C₁₋₆ alkyl groups, or
(2) a C₃₋₈ cycloalkyl group.
[4] The compound according to any one of the above-mentioned
[1] to [3] wherein
15 X is -O-.
[5] The compound according to any one of the above-mentioned
[1] to [4] wherein
Y is



- 20 wherein ring A is a benzene ring optionally having 1 to 3
substituents selected from
(1) C₁₋₆ alkyl, and
(2) a halogen atom.
[6] The compound according to any one of the above-mentioned
25 [1] to [5] wherein
Z is
(1) -NHCO-,
(2) -NHCO-W^{1b}-
wherein W^{1b} is a C₁₋₆ alkylene group,
30 (3) -NHCONH-, or
(4) -CONH-.
[7] The compound according to any one of the above-mentioned
[1] to [6] wherein

R⁵ is

(1) phenyl optionally having 1 to 3 substituents selected from

(a) a halogen atom,

(b) a C₁₋₆ alkyl optionally having 1 to 3 substituents

5 selected from

(i) a halogen atom, and

(ii) cyano,

(c) a C₁₋₆ alkoxy optionally having 1 to 3 substituents
selected from

10 (i) a halogen atom, and

(ii) cyano,

(d) C₃₋₈ cycloalkyl optionally having 1 to 3 cyano, and

(e) C₂₋₆ alkynyl, or

(2) a 5- or 6-membered monocyclic aromatic heterocyclic group

15 optionally having 1 to 3 substituents selected from

(a) a halogen atom,

(b) C₁₋₆ alkyl optionally having 1 to 3 halogen atoms,

(c) C₃₋₈ cycloalkyl, and

(d) phenyl.

20 [8] The compound according to any one of the above-mentioned
[1] to [7] wherein

R⁶ is a cyano group.

[9] 2-Chloro-N-[3-({7-cyano-2-[(cyclopropylcarbonyl)amino]-
1,3-benzothiazol-6-yl}oxy)phenyl]-3-(1-cyano-1-

25 methylethyl)benzamide, or a salt thereof.

[10] 2-Chloro-N-[3-({7-cyano-2-[(cyclopropylcarbonyl)amino]-
1,3-benzothiazol-6-yl}oxy)phenyl]-3-(1-cyano-1-
methylethyl)benzamide.

[11] N-{7-Cyano-6-[4-fluoro-3-({[4-

30 (trifluoromethyl)phenyl]carbamoyl}amino)phenoxy]-1,3-
benzothiazol-2-yl}cyclopropanecarboxamide, or a salt thereof.

[12] N-{7-Cyano-6-[4-fluoro-3-({[4-

(trifluoromethyl)phenyl]carbamoyl}amino)phenoxy]-1,3-
benzothiazol-2-yl}cyclopropanecarboxamide.

35 [13] N-{7-Cyano-6-[3-({[3-

(trifluoromethyl)phenyl]acetyl}amino)phenoxy]-1,3-benzothiazol-2-yl)cyclopropanecarboxamide, or a salt thereof.

[14] N-{7-Cyano-6-[3-([3-(trifluoromethyl)phenyl]acetyl}amino)phenoxy]-1,3-benzothiazol-2-yl)cyclopropanecarboxamide.

[15] N-{7-Cyano-6-[3-([6-(trifluoromethyl)pyridin-3-yl]carbamoyl}amino)phenoxy]-1,3-benzothiazol-2-yl)cyclopropanecarboxamide, or a salt thereof.

[16] N-{7-Cyano-6-[3-([6-(trifluoromethyl)pyridin-3-yl]carbamoyl}amino)phenoxy]-1,3-benzothiazol-2-yl)cyclopropanecarboxamide.

[17] N-{7-Cyano-6-[4-fluoro-3-([3-(trifluoromethyl)phenyl]acetyl}amino)phenoxy]-1,3-benzothiazol-2-yl)cyclopropanecarboxamide, or a salt thereof.

[18] N-{7-Cyano-6-[4-fluoro-3-([3-(trifluoromethyl)phenyl]acetyl}amino)phenoxy]-1,3-benzothiazol-2-yl)cyclopropanecarboxamide.

[19] A prodrug of the compound of the above-mentioned [1].

[20] A medicament comprising the compound according to anyone of the above-mentioned [1] to [8] or a prodrug thereof.

[21] The medicament of the above-mentioned [20], which is a Raf inhibitor.

[22] The medicament of the above-mentioned [20], which is a prophylactic or therapeutic drug for cancer.

[23] A method of inhibiting Raf, comprising administering an effective amount of the compound according to anyone of the above-mentioned [1] to [8] or a prodrug thereof to a mammal.

[24] A method for the prophylaxis or treatment of cancer, comprising administering an effective amount of the compound according to anyone of the above-mentioned [1] to [8] or a prodrug thereof to a mammal.

[25] Use of the compound according to anyone of the above-mentioned [1] to [8] or a prodrug thereof for the production of a Raf inhibitor.

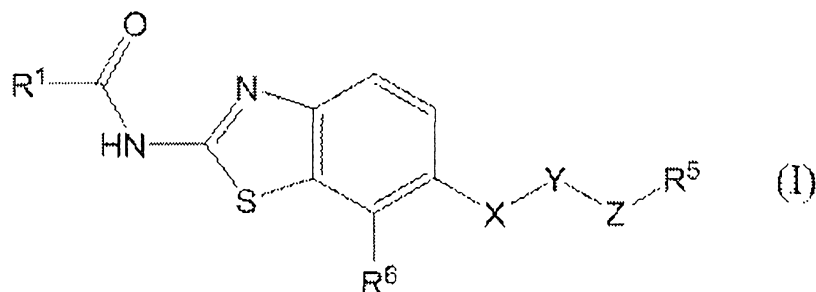
[26] Use of the compound according to anyone of the above-

mentioned [1] to [8] or a prodrug thereof for the production of a prophylactic or therapeutic drug for cancer.

[0008a]

The present invention as claimed herein is described in the following items 1 to 20:

1. A compound represented by the formula



wherein

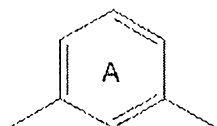
R¹ is

(1) a C₁₋₆ alkyl group optionally having one 3- to 8-membered monocyclic nonaromatic heterocyclic group optionally having 1 to 3 C₁₋₆ alkyl groups, or

(2) a C₃₋₈ cycloalkyl group;

X is -O-;

Y is



wherein ring A is a benzene ring optionally having 1 to 3 halogen atoms;

Z is a group represented by

(1) -NHCO-,

(2) -NHCO-W^{1b}- wherein W^{1b} is a C₁₋₆ alkylene group,

(3) -NHCONH-, or

(4) -CONH-;

R⁵ is

(1) phenyl optionally having 1 to 3 substituents selected from

(a) a halogen atom,

(b) a C₁₋₆ alkyl optionally having 1 to 3 substituents

5 selected from

(i) a halogen atom, and

(ii) cyano,

(c) a C₁₋₆ alkoxy optionally having 1 to 3 substituents
selected from

10 (i) a halogen atom, and

(ii) cyano,

(d) C₃₋₈ cycloalkyl optionally having 1 to 3 cyano, and

(e) C₂₋₆ alkynyl, or

(2) a 5- or 6-membered monocyclic aromatic heterocyclic group

15 optionally having 1 to 3 substituents selected from

(a) a halogen atom,

(b) C₁₋₆ alkyl optionally having 1 to 3 halogen atoms,

(c) C₃₋₈ cycloalkyl, and

(d) phenyl; and

20 R⁶ is

(1) a halogen atom,

(2) a cyano group,

(3) a nitro group,

(4) a carboxy group,

25 (5) a C₁₋₆ alkoxy-carbonyl group,

(6) an amino group,

(7) a di C₁₋₆ alkylamino group, or

(8) a C₁₋₆ alkyl group optionally having 1 to 3 hydroxy groups,
or a salt thereof.

30

2. The compound according to item 1 wherein

Z is

(1) -NHCO-,

(2) -NHCO-CH₂-,

(3) -NHCONH-, or

(4) -CONH-.

3. The compound according to item 1 wherein

5 R⁶ is a cyano group.

4. 2-Chloro-N-[3-({7-cyano-2-[(cyclopropylcarbonyl)amino]-1,3-benzothiazol-6-yl}oxy)phenyl]-3-(1-cyano-1-methylethyl)benzamide, or a salt thereof.

10

5. 2-Chloro-N-[3-({7-cyano-2-[(cyclopropylcarbonyl)amino]-1,3-benzothiazol-6-yl}oxy)phenyl]-3-(1-cyano-1-methylethyl)benzamide.

15 6. N-{7-Cyano-6-[4-fluoro-3-({[4-(trifluoromethyl)phenyl]carbamoyl}amino)phenoxy]-1,3-benzothiazol-2-yl}cyclopropanecarboxamide, or a salt thereof.

20 7. N-{7-Cyano-6-[4-fluoro-3-({[4-(trifluoromethyl)phenyl]carbamoyl}amino)phenoxy]-1,3-benzothiazol-2-yl}cyclopropanecarboxamide.

25 8. N-{7-Cyano-6-[3-({[3-(trifluoromethyl)phenyl]acetyl}amino)phenoxy]-1,3-benzothiazol-2-yl}cyclopropanecarboxamide, or a salt thereof.

9. N-{7-Cyano-6-[3-({[3-(trifluoromethyl)phenyl]acetyl}amino)phenoxy]-1,3-benzothiazol-2-yl}cyclopropanecarboxamide.

30

10. N-{7-Cyano-6-[3-({[6-(trifluoromethyl)pyridin-3-yl]carbamoyl}amino)phenoxy]-1,3-benzothiazol-2-yl}cyclopropanecarboxamide, or a salt thereof.

11. N-{7-Cyano-6-[3-({[6-(trifluoromethyl)pyridin-3-yl]carbamoyl}amino)phenoxy]-1,3-benzothiazol-2-yl}cyclopropanecarboxamide.
- 5 12. N-{7-Cyano-6-[4-fluoro-3-({[3-(trifluoromethyl)phenyl]acetyl}amino)phenoxy]-1,3-benzothiazol-2-yl}cyclopropanecarboxamide, or a salt thereof.
- 10 13. N-{7-Cyano-6-[4-fluoro-3-({[3-(trifluoromethyl)phenyl]acetyl}amino)phenoxy]-1,3-benzothiazol-2-yl}cyclopropanecarboxamide.
14. A medicament comprising the compound of item 1.
- 15 15. The medicament of item 14, which is a Raf inhibitor.
16. The medicament of item 14, which is a prophylactic or therapeutic drug for Raf-kinase expressing cancer.
- 20 17. A method of inhibiting Raf, comprising administering an effective amount of the compound of item 1 to a mammal.
18. A method for the prophylaxis or treatment of Raf-kinase expressing cancer, comprising administering an effective
25 amount of the compound of item 1 to a mammal.
19. Use of the compound of item 1 for the production of a Raf inhibitor.
- 30 20. Use of the compound of item 1 for the production of a prophylactic or therapeutic drug for Raf-kinase expressing cancer.

(Effect of the Invention)

[0009]

The compound of the present invention has a strong Raf inhibitory activity (particularly, B-Raf inhibitory activity) and can provide a clinically useful agent for the prophylaxis or treatment of cancer, a cancer growth inhibitor and a cancer metastasis suppressive agent.

[0010]

(Detailed Description of the Invention)

10 In the present specification, the "halogen atom" is a fluorine atom, a chlorine atom, a bromine atom or an iodine atom.

In the present specification, the "C₁₋₆ alkyl (group)" includes, for example, methyl, ethyl, propyl, isopropyl, butyl, 15 isobutyl, sec-butyl, tert-butyl, pentyl, isopentyl, neopentyl, 1-ethylpropyl, hexyl, isohexyl, 1,1-dimethylbutyl, 2,2-dimethylbutyl, 3,3-dimethylbutyl, 2-ethylbutyl and the like.

In the present specification, the "C₂₋₆ alkenyl (group)" includes, for example, ethenyl, 1-propenyl, 2-propenyl, 2-methyl-1-propenyl, 1-butenyl, 2-butenyl, 3-butenyl, 3-methyl-2-butenyl, 1-pentenyl, 2-pentenyl, 3-pentenyl, 4-pentenyl, 4-methyl-3-pentenyl, 1-hexenyl, 3-hexenyl, 5-hexenyl and the like.

In the present specification, the "C₂₋₆ alkynyl (group)" 25 includes, for example, ethynyl, 1-propynyl, 2-propynyl, 1-butyne, 2-butyne, 3-butyne, 1-pentyne, 2-pentyne, 3-pentyne, 4-pentyne, 1,1-dimethylprop-2-yn-1-yl, 1-hexynyl, 2-hexynyl, 3-hexynyl, 4-hexynyl, 5-hexynyl and the like.

In the present specification, the "C₁₋₆ alkoxy (group)" 30 includes, for example, methoxy, ethoxy, propoxy, isopropoxy, butoxy, isobutoxy, sec-butoxy, tert-butoxy, pentoxy, isopentoxy, hexoxy and the like.

[0011]

In the present specification, the "C₁₋₆ alkoxy-carbonyl (group)" includes, for example, methoxycarbonyl, ethoxycarbonyl, propoxycarbonyl, isopropoxycarbonyl, butoxycarbonyl, isobutoxycarbonyl, tert-butoxycarbonyl and the like.

In the present specification, the "mono C₁₋₆ alkylamino (group)" includes, for example, methylamino, ethylamino, propylamino, isopropylamino, butylamino, isobutylamino, tert-butylamino and the like.

In the present specification, the "di C₁₋₆ alkylamino (group)" includes, for example, dimethylamino, diethylamino, dipropylamino, diisopropylamino, dibutylamino, diisobutylamino, di-tert-butylamino and the like.

[0012]

In the present specification, the "C₃₋₈ cycloalkyl (group)" includes, for example, cyclopropyl, cyclobutyl, cyclopentyl, cyclohexyl, cycloheptyl, cyclooctyl and the like.

In the present specification, the "C₃₋₈ cycloalkenyl (group)" includes, for example, cyclopropenyl (e.g., 2-cyclopropen-1-yl), cyclobutenyl (e.g., 2-cyclobuten-1-yl), cyclopentenyl (e.g., 2-cyclopenten-1-yl, 3-cyclopenten-1-yl), cyclohexenyl (e.g., 2-cyclohexen-1-yl, 3-cyclohexen-1-yl) and the like.

In the present specification, the "C₆₋₁₀ aryl (group)" includes, for example, phenyl, 1-naphthyl, 2-naphthyl and the like.

[0013]

In the present specification, the "heterocyclic group" includes an aromatic heterocyclic group and a nonaromatic heterocyclic group.

In the present specification, the "aromatic heterocyclic group" includes a monocyclic aromatic heterocyclic group and a condensed aromatic heterocyclic group.

Examples of the "monocyclic aromatic heterocyclic group" include a 5- to 7-membered (preferably, 5- or 6-membered)

monocyclic aromatic heterocyclic group containing, as a ring-constituting atom besides carbon atom, 1 to 4 hetero atoms selected from oxygen atom, sulfur atom (optionally oxidized) and nitrogen atom (optionally oxidized), such as furyl (e.g.,
5 2-furyl, 3-furyl), thienyl (e.g., 2-thienyl, 3-thienyl), pyridyl (e.g., 2-pyridyl, 3-pyridyl, 4-pyridyl), pyrimidinyl (e.g., 2-pyrimidinyl, 4-pyrimidinyl, 5-pyrimidinyl), pyridazinyl (e.g., 3-pyridazinyl, 4-pyridazinyl), pyrazinyl (e.g., 2-pyrazinyl), pyrrolyl (e.g., 1-pyrrolyl, 2-pyrrolyl,
10 3-pyrrolyl), imidazolyl (e.g., 1-imidazolyl, 2-imidazolyl, 4-imidazolyl, 5-imidazolyl), pyrazolyl (e.g., 1-pyrazolyl, 3-pyrazolyl, 4-pyrazolyl), thiazolyl (e.g., 2-thiazolyl, 4-thiazolyl, 5-thiazolyl), isothiazolyl (e.g., 3-isothiazolyl, 4-isothiazolyl, 5-isothiazolyl), oxazolyl (e.g., 2-oxazolyl,
15 4-oxazolyl, 5-oxazolyl), isoxazolyl (e.g., 3-isoxazolyl, 4-isoxazolyl, 5-isoxazolyl), oxadiazolyl (e.g., 1,2,4-oxadiazol-5-yl, 1,3,4-oxadiazol-2-yl), thiadiazolyl (e.g., 1,3,4-thiadiazol-2-yl), triazolyl (e.g., 1,2,4-triazol-1-yl, 1,2,4-triazol-3-yl, 1,2,3-triazol-1-yl, 1,2,3-triazol-2-yl, 1,2,3-
20 triazol-4-yl), tetrazolyl (e.g., tetrazol-1-yl, tetrazol-5-yl), triazinyl (e.g., 1,2,4-triazin-1-yl, 1,2,4-triazin-3-yl) and the like.

Examples of the "condensed aromatic heterocyclic group" include 8- to 12-membered condensed aromatic heterocyclic
25 group, specifically, a group wherein the above-mentioned 5- to 7-membered monocyclic aromatic heterocyclic group and C₆₋₁₀ aryl are condensed; and a group wherein the above-mentioned 5- to 7-membered monocyclic aromatic heterocyclic groups are condensed, such as quinolyl (e.g., 2-quinolyl, 3-quinolyl, 4-
30 quinolyl, 6-quinolyl), isoquinolyl (e.g., 3-isoquinolyl), quinazolyl (e.g., 2-quinazolyl, 4-quinazolyl), quinoxalyl (e.g., 2-quinoxalyl, 6-quinoxalyl), benzofuranyl (e.g., 2-benzofuranyl, 3-benzofuranyl), benzothienyl (e.g., 2-benzothienyl, 3-benzothienyl), benzoxazolyl (e.g., 2-
35 benzoxazolyl), benzisoxazolyl (e.g., 7-benzisoxazolyl),

benzothiazolyl (e.g., 2-benzothiazolyl), benzimidazolyl (e.g., benzimidazol-1-yl, benzimidazol-2-yl, benzimidazol-5-yl), benzotriazolyl (e.g., 1H-1,2,3-benzotriazol-5-yl), indolyl (e.g., indol-1-yl, indol-2-yl, indol-3-yl, indol-5-yl),
5 indazolyl (e.g., 1H-indazol-3-yl), pyrrolopyrazinyl (e.g., 1H-pyrrolo[2,3-b]pyrazin-2-yl, 1H-pyrrolo[2,3-b]pyrazin-6-yl), imidazopyridinyl (e.g., 1H-imidazo[4,5-b]pyridin-2-yl, 1H-imidazo[4,5-c]pyridin-2-yl, 2H-imidazo[1,2-a]pyridin-3-yl), thienopyridinyl (e.g., thieno[2,3-b]pyridin-3-yl),
10 imidazopyrazinyl (e.g., 1H-imidazo[4,5-b]pyrazin-2-yl), pyrazolopyridinyl (e.g., 1H-pyrazolo[4,3-c]pyridin-3-yl), pyrazolothienyl (e.g., 2H-pyrazolo[3,4-b]thiophen-2-yl), pyrazolotriazinyl (e.g., pyrazolo[5,1-c][1,2,4]triazin-3-yl) and the like.

15 [0014]

In the present specification, the "nonaromatic heterocyclic group" includes a monocyclic nonaromatic heterocyclic group and a condensed nonaromatic heterocyclic group.

20 Examples of the "monocyclic nonaromatic heterocyclic group" include a 3- to 8-membered (preferably, 5- or 6-membered) monocyclic nonaromatic heterocyclic group containing, as a ring-constituting atom besides carbon atom, 1 to 4 hetero atoms selected from oxygen atom, sulfur atom (optionally
25 oxidized) and nitrogen atom, such as azetidiny (e.g., 1-azetidiny, 2-azetidiny), pyrrolidinyl (e.g., 1-pyrrolidinyl, 2-pyrrolidinyl), piperidinyl (e.g., piperidino, 2-piperidinyl, 3-piperidinyl, 4-piperidinyl), morpholinyl (e.g., morpholino), thiomorpholinyl (e.g., thiomorpholino), piperazinyl (e.g., 1-
30 piperazinyl, 2-piperazinyl, 3-piperazinyl), oxazolidinyl (e.g., oxazolidin-2-yl), thiazolidinyl (e.g., thiazolidin-2-yl), dihydrothiopyranyl (e.g., dihydrothiopyran-3-yl, dihydrothiopyran-4-yl), imidazolidinyl (e.g., imidazolidin-2-yl, imidazolidin-3-yl), oxazolinyl (e.g., oxazolin-2-yl),
35 thiazolinyl (e.g., thiazolin-2-yl), imidazolinyl (e.g.,

imidazolin-2-yl, imidazolin-3-yl), dioxolyl (e.g., 1,3-dioxol-4-yl), dioxolanyl (e.g., 1,3-dioxolan-4-yl), dihydrooxadiazolyl (e.g., 4,5-dihydro-1,2,4-oxadiazol-3-yl), pyranyl (e.g., 2-pyranyl, 4-pyranyl), tetrahydropyranyl (e.g., 2-tetrahydropyranyl, 3-tetrahydropyranyl, 4-tetrahydropyranyl), thiopyranyl (e.g., 4-thiopyranyl), tetrahydrothiopyranyl (e.g., 2-tetrahydrothiopyranyl, 3-tetrahydrothiopyranyl, 4-tetrahydrothiopyranyl), 1-oxidotetrahydrothiopyranyl (e.g., 1-oxidotetrahydrothiopyran-4-yl), 1,1-dioxidotetrahydrothiopyranyl (e.g., 1,1-dioxidotetrahydrothiopyran-4-yl), tetrahydrofuryl (e.g., tetrahydrofuran-3-yl, tetrahydrofuran-2-yl), pyrazolidinyl (e.g., pyrazolidin-1-yl, pyrazolidin-3-yl), pyrazolinyl (e.g., pyrazolin-1-yl), tetrahydropyrimidinyl (e.g., tetrahydropyrimidin-1-yl), dihydrotriazolyl (e.g., 2,3-dihydro-1H-1,2,3-triazol-1-yl), tetrahydrotriazolyl (e.g., 2,3,4,5-tetrahydro-1H-1,2,3-triazol-1-yl), azepanyl (e.g., 1-azepanyl, 2-azepanyl, 3-azepanyl, 4-azepanyl), dihydropyridyl (e.g., dihydropyridin-1-yl, dihydropyridin-2-yl, dihydropyridin-3-yl, dihydropyridin-4-yl), tetrahydropyridyl (e.g., tetrahydropyridin-1-yl, tetrahydropyridin-2-yl, tetrahydropyridin-3-yl, tetrahydropyridin-4-yl) and the like.

Examples of the "condensed nonaromatic heterocyclic group" include a 8- to 12-membered condensed nonaromatic heterocyclic group, specifically, a group wherein the above-mentioned 3- to 8-membered monocyclic nonaromatic heterocyclic group and C₆₋₁₀ aryl are condensed; a group wherein the above-mentioned 3- to 8-membered monocyclic nonaromatic heterocyclic groups are condensed; a group wherein the above-mentioned 3- to 8-membered monocyclic nonaromatic heterocyclic group and the above-mentioned 5- to 7-membered monocyclic aromatic heterocyclic group are condensed; a group obtained by partial saturation of these groups, such as dihydroindolyl (e.g., 2,3-dihydro-1H-indol-1-yl), dihydroisoindolyl (e.g., 1,3-dihydro-2H-isoindol-2-yl), dihydrobenzofuranyl (e.g., 2,3-dihydro-1-

benzofuran-5-yl), tetrahydrobenzofuranyl (e.g., 4,5,6,7-tetrahydro-1-benzofuran-3-yl), dihydrobenzodioxinyl (e.g., 2,3-dihydro-1,4-benzodioxinyl), dihydrobenzodioxepinyl (e.g., 3,4-dihydro-2H-1,5-benzodioxepinyl), chromenyl (e.g., 4H-
 5 chromen-2-yl, 2H-chromen-3-yl), dihydrochromenyl (e.g., 3,4-dihydro-2H-chromen-2-yl), dihydroquinolinyl (e.g., 1,2-dihydroquinolin-4-yl), tetrahydroquinolinyl (e.g., 1,2,3,4-tetrahydroquinolin-4-yl), dihydroisoquinolinyl (e.g., 1,2-dihydroisoquinolin-4-yl), tetrahydroisoquinolinyl (e.g.,
 10 1,2,3,4-tetrahydroisoquinolin-4-yl), dihydropthalazinyl (e.g., 1,4-dihydropthalazin-4-yl) and the like.

[0015]

In the present specification, the "C₁₋₆ alkylene group" includes, for example, -CH₂-, -(CH₂)₂-, -(CH₂)₃-, -(CH₂)₄-, -
 15 (CH₂)₅-, -(CH₂)₆-, -CH(CH₃)-, -C(CH₃)₂-, -CH(C₂H₅)-, -CH(C₃H₇)-, -CH(CH(CH₃)₂)-, -(CH(CH₃))₂-, -CH₂-CH(CH₃)-, -CH(CH₃)-CH₂-, -CH₂-CH₂-C(CH₃)₂-, -C(CH₃)₂-CH₂-CH₂-, -CH₂-CH₂-CH₂-C(CH₃)₂-, -C(CH₃)₂-CH₂-CH₂-CH₂- and the like.

In the present specification, the "C₂₋₆ alkenylene group" includes, for example, -CH=CH-, -CH₂-CH=CH-, -CH=CH-CH₂-, -
 20 C(CH₃)₂-CH=CH-, -CH=CH-C(CH₃)₂-, -CH₂-CH=CH-CH₂-, -CH₂-CH₂-CH=CH-, -CH=CH-CH₂-CH₂-, -CH=CH-CH=CH-, -CH=CH-CH₂-CH₂-CH₂-, -CH₂-CH₂-CH₂-CH=CH- and the like.

In the present specification, the "C₂₋₆ alkynylene group" includes, for example, -C≡C-, -CH₂-C≡C-, -C≡C-CH₂-, -C(CH₃)₂-C≡C-, -C≡C-C(CH₃)₂-, -CH₂-C≡C-CH₂-, -CH₂-CH₂-C≡C-, -C≡C-CH₂-CH₂-, -C≡C-C≡C-, -C≡C-CH₂-CH₂-CH₂-, -CH₂-CH₂-CH₂-C≡C- and the like.

[0016]

30 In the present specification, the "C₃₋₆ cycloalkylene group" includes, for example, cyclopropylene, cyclobutylene (e.g., 1,2-cyclobutylene, 1,3-cyclobutylene), cyclopentylene (e.g., 1,2-cyclopentylene, 1,3-cyclopentylene), cyclohexylene (e.g., 1,2-cyclohexylene, 1,3-cyclohexylene, 1,4-cyclohexylene) and the like.

[0017]

Each substituent of the formula (I) is explained in the following.

In the formula (I), R¹ is a C₁₋₆ alkyl group optionally
5 having substituent(s), a C₃₋₈ cycloalkyl group optionally having
substituent(s), or a heterocyclic group optionally having
substituent(s).

The "C₁₋₆ alkyl group" of the "C₁₋₆ alkyl group optionally
having substituent(s)" for R¹ optionally has 1 to 5 (preferably
10 1 to 3) substituents at substitutable positions. Examples of
the substituent include substituents selected from the
following substituent group A. When plural substituents are
present, respective substituents may be the same or different.

[0018]

15 Substituent group A:

(1) a halogen atom;

(2) cyano;

(3) nitro;

(4) hydroxy;

20 (5) C₃₋₈ cycloalkyl optionally having 1 to 3 substituents
selected from

(a) a halogen atom, and

(b) cyano;

(6) C₆₋₁₀ aryl optionally having 1 to 3 substituents selected

25 from

(a) a halogen atom, and

(b) cyano;

(7) C₁₋₆ alkoxy optionally having 1 to 4 substituents selected
from

30 (a) a halogen atom,

(b) cyano,

(c) C₃₋₈ cycloalkyl optionally having 1 to 3 halogen
atoms,

(d) C₃₋₈ cycloalkenyl optionally having 1 to 3 halogen
35 atoms, and

- (e) C₆₋₁₀ aryl optionally having 1 to 3 halogen atoms;
- (8) C₂₋₆ alkenyloxy optionally having 1 to 3 halogen atoms (e.g., ethenyloxy, propenyloxy, butenyloxy, pentenyloxy, hexenyloxy);
- (9) C₂₋₆ alkynyloxy optionally having 1 to 3 halogen atoms (e.g., ethynyloxy, propynyloxy, butynyloxy, pentynyloxy, hexynyloxy);
- (10) C₃₋₈ cycloalkyloxy optionally having 1 to 3 halogen atoms (e.g., cyclopropyloxy, cyclobutyloxy, cyclopentyloxy, cyclohexyloxy);
- (11) C₃₋₈ cycloalkenyloxy optionally having 1 to 3 halogen atoms (e.g., cyclopropenyloxy, cyclobutenyloxy, cyclopentenyl, cyclohexenyloxy);
- (12) C₆₋₁₀ aryloxy optionally having 1 to 3 halogen atoms (e.g., phenyloxy, 1-naphthyloxy, 2-naphthyloxy);
- (13) C₁₋₆ alkylaminosulfonyl (e.g., methylaminosulfonyl, ethylaminosulfonyl, propylaminosulfonyl);
- (14) di C₁₋₆ alkylaminosulfonyl (e.g., dimethylaminosulfonyl, diethylaminosulfonyl, dipropylaminosulfonyl);
- (15) carbamoyl;
- (16) C₁₋₆ alkylamino-carbonyl (e.g., methylaminocarbonyl, ethylaminocarbonyl, propylaminocarbonyl);
- (17) di C₁₋₆ alkylamino-carbonyl (e.g., dimethylaminocarbonyl, diethylaminocarbonyl, dipropylaminocarbonyl);
- (18) formyl;
- (19) C₁₋₆ alkyl-carbonyl (e.g., acetyl, ethylcarbonyl, propylcarbonyl, isopropylcarbonyl);
- (20) C₂₋₆ alkenyl-carbonyl (e.g., ethenylcarbonyl, propenylcarbonyl, butenylcarbonyl, pentenylcarbonyl, hexenylcarbonyl);
- (21) C₂₋₆ alkynyl-carbonyl (e.g., ethynylcarbonyl, propynylcarbonyl, butynylcarbonyl, pentynylcarbonyl, hexynylcarbonyl);
- (22) C₃₋₈ cycloalkyl-carbonyl (e.g., cyclopropylcarbonyl, cyclobutylcarbonyl, cyclopentylcarbonyl, cyclohexylcarbonyl);
- (23) C₃₋₈ cycloalkenyl-carbonyl (e.g., cyclopropenylcarbonyl, cyclobutenylcarbonyl, cyclopentenylcarbonyl,

- cyclohexenylcarbonyl);
- (24) C₆₋₁₀ aryl-carbonyl (e.g., benzoyl, 1-naphthylcarbonyl, 2-naphthylcarbonyl);
- (25) C₃₋₈ cycloalkyl-C₁₋₆ alkyl-carbonyl (e.g.,
- 5 cyclopropylmethylcarbonyl, cyclopropylethylcarbonyl, cyclobutylmethylcarbonyl, cyclopentylmethylcarbonyl, cyclohexylmethylcarbonyl, cyclohexylethylcarbonyl);
- (26) C₃₋₈ cycloalkenyl-C₁₋₆ alkyl-carbonyl (e.g., cyclopentenylmethylcarbonyl, cyclohexenylmethylcarbonyl,
- 10 cyclohexenylethylcarbonyl, cyclohexenylpropylcarbonyl);
- (27) C₆₋₁₀ aryl-C₁₋₆ alkyl-carbonyl (e.g., benzylcarbonyl, phenylethylcarbonyl);
- (28) 5- or 6-membered monocyclic aromatic heterocyclylcarbonyl (e.g., furylcarbonyl, thienylcarbonyl, pyrrolylcarbonyl,
- 15 oxazolylcarbonyl, isooxazolylcarbonyl, thiazolylcarbonyl, isothiazolylcarbonyl, imidazolylcarbonyl, pyridylcarbonyl, pyrazolylcarbonyl);
- (29) 8- to 12-membered condensed aromatic heterocyclylcarbonyl (e.g., benzofurylcarbonyl, isobenzofurylcarbonyl,
- 20 benzothienylcarbonyl, isobenzothienylcarbonyl, indolylcarbonyl, isoindolylcarbonyl, indazolylcarbonyl, benzimidazolylcarbonyl, benzoxazolylcarbonyl);
- (30) 3- to 8-membered monocyclic non-aromatic heterocyclylcarbonyl (e.g., oxiranylcarbonyl,
- 25 azetidiny carbonyl, oxetanylcarbonyl, thietanylcarbonyl, pyrrolidinylcarbonyl, tetrahydrofurylcarbonyl, thioranylcarbonyl, piperidinylcarbonyl);
- (31) C₁₋₆ alkylsulfonyl (e.g., methylsulfonyl, ethylsulfonyl);
- (32) C₂₋₆ alkenylsulfonyl (e.g., ethenylsulfonyl,
- 30 propenylsulfonyl);
- (33) C₂₋₆ alkynylsulfonyl (e.g., ethynylsulfonyl, propynylsulfonyl);
- (34) C₃₋₈ cycloalkylsulfonyl (e.g., cyclopropylsulfonyl, cyclobutylsulfonyl);
- 35 (35) C₃₋₈ cycloalkenylsulfonyl (e.g., cyclopropenylsulfonyl,

- cyclobutenylsulfonyl);
- (36) C₆₋₁₀ arylsulfonyl (e.g., phenylsulfonyl);
- (37) C₃₋₈ cycloalkyl-C₁₋₆ alkylsulfonyl (e.g., cyclopropylmethylsulfonyl);
- 5 (38) C₃₋₈ cycloalkenyl-C₁₋₆ alkylsulfonyl (e.g., cyclopentenylmethylsulfonyl);
- (39) C₆₋₁₀ aryl-C₁₋₆ alkylsulfonyl (e.g., benzylsulfonyl);
- (40) 5- or 6-membered monocyclic aromatic heterocyclylsulfonyl (e.g., furylsulfonyl, thienylsulfonyl, pyridylsulfonyl);
- 10 (41) 8- to 12-membered condensed aromatic heterocyclylsulfonyl (e.g., benzofurylsulfonyl, isobenzofurylsulfonyl);
- (42) 3- to 8-membered monocyclic non-aromatic heterocyclylsulfonyl (e.g., oxiranylsulfonyl, azetidinylsulfonyl);
- 15 (43) amino;
- (44) mono C₁₋₆ alkylamino;
- (45) di C₁₋₆ alkylamino;
- (46) mono(C₁₋₆ alkyl-carbonyl)amino optionally having 1 to 3 halogen atoms (e.g., acetylamino, ethylcarbonylamino, propylcarbonylamino, tert-butylcarbonylamino);
- 20 (47) mono(C₃₋₈ cycloalkyl-carbonyl)amino (e.g., cyclopropylcarbonylamino, cyclobutylcarbonylamino, cyclopentylcarbonylamino, cyclohexylcarbonylamino);
- (48) mono(C₆₋₁₀ aryl-carbonyl)amino optionally having 1 to 3 halogen atoms (e.g., benzoylamino);
- 25 (49) mono(5- or 6-membered monocyclic aromatic heterocyclylcarbonyl)amino (e.g., furylcarbonylamino, thienylcarbonylamino, pyrrolylcarbonylamino, oxazolylcarbonylamino, isooxazolylcarbonylamino, thiazolylcarbonylamino, isothiazolylcarbonylamino, imidazolylcarbonylamino, pyridylcarbonylamino, pyrazolylcarbonylamino);
- 30 (50) mono(8- to 12-membered condensed aromatic heterocyclylcarbonyl)amino (e.g., benzofurylcarbonylamino, isobenzofurylcarbonylamino, benzothienylcarbonylamino,
- 35

- isobenzothienylcarbonylamino);
- (51) mono(3- to 8-membered monocyclic non-aromatic heterocyclyl-carbonyl)amino (e.g., oxiranylcarbonylamino, azetidiny carbonylamino, oxetanylcarbonylamino);
- 5 (52) thiol;
- (53) C₁₋₆ alkylsulfanyl (e.g., methylsulfanyl, ethylsulfanyl);
- (54) C₂₋₆ alkenylsulfanyl (e.g., ethenylsulfanyl, propenylsulfanyl);
- (55) C₂₋₆ alkynylsulfanyl (e.g., ethynylsulfanyl,
- 10 propynylsulfanyl);
- (56) C₃₋₈ cycloalkylsulfanyl (e.g., cyclopropylsulfanyl, cyclobutylsulfanyl);
- (57) C₃₋₈ cycloalkenylsulfanyl (e.g., cyclopropenylsulfanyl, cyclobutenylsulfanyl);
- 15 (58) C₆₋₁₀ arylsulfanyl (e.g., phenylsulfanyl);
- (59) C₃₋₈ cycloalkyl-C₁₋₆ alkylsulfanyl (e.g., cyclopropylmethylsulfanyl);
- (60) C₃₋₈ cycloalkenyl-C₁₋₆ alkylsulfanyl (e.g., cyclopentenylmethylsulfanyl);
- 20 (61) 5- or 6-membered monocyclic aromatic heterocyclic group (e.g., furyl, thienyl, pyrrolyl, oxazolyl, isoxazolyl, thiazolyl, isothiazolyl, imidazolyl, pyridyl, pyrazolyl);
- (62) 8- to 12-membered condensed aromatic heterocyclic group (e.g., benzofuryl, isobenzofuryl, benzothienyl,
- 25 isobenzothienyl, indolyl, isoindolyl, indazolyl, benzimidazolyl, benzoxazolyl);
- (63) a 3- to 8-membered monocyclic nonaromatic heterocyclic group (e.g., oxiranyl, azetidiny, oxetanyl, thietanyl, pyrrolidinyl, tetrahydrofuryl, thioranyl, piperidinyl,
- 30 piperazinyl) optionally having 1 to 3 C₁₋₆ alkyl;
- (64) 5- or 6-membered monocyclic aromatic heterocyclyloxy (e.g., furyloxy, thienyloxy, pyrrolyloxy, oxazolyloxy, isooxazolyloxy, thiazolyloxy, isothiazolyloxy, imidazolyloxy, pyridyloxy, pyrazolyloxy);
- 35 (65) 8- to 12-membered condensed aromatic heterocyclyloxy

- (e.g., benzofuryloxy, isobenzofuryloxy, benzothienyloxy, isobenzothienyloxy, indolyloxy, isoindolyloxy, indazolyloxy, benzimidazolyloxy, benzoxazolyloxy);
- (66) 3- to 8-membered monocyclic non-aromatic heterocyclyloxy (e.g., oxiranyloxy, azetidinyloxy, oxetanyloxy, thietanyloxy, pyrrolidinyloxy, tetrahydrofuryloxy, thioranyloxy, piperidinyloxy);
- (67) C₁₋₆ alkylsulfinyl (e.g., methylsulfinyl, ethylsulfinyl);
- (68) C₂₋₆ alkenylsulfinyl (e.g., ethenylsulfinyl, propenylsulfinyl);
- (69) C₂₋₆ alkynylsulfinyl (e.g., ethynylsulfinyl, propynylsulfinyl);
- (70) C₃₋₈ cycloalkylsulfinyl (e.g., cyclopropylsulfinyl, cyclobutylsulfinyl);
- (71) C₃₋₈ cycloalkenylsulfinyl (e.g., cyclopropenylsulfinyl, cyclobutenylsulfinyl);
- (72) C₆₋₁₀ arylsulfinyl (e.g., phenylsulfinyl);
- (73) C₃₋₈ cycloalkyl-C₁₋₆ alkylsulfinyl (e.g., cyclopropylmethylsulfinyl);
- (74) C₃₋₈ cycloalkenyl-C₁₋₆ alkylsulfinyl (e.g., cyclopentenylmethylsulfinyl);
- (75) C₁₋₆ alkylamino-thiocarbonyl (e.g., methylaminothiocarbonyl, ethylaminothiocarbonyl, propylaminothiocarbonyl);
- (76) di C₁₋₆ alkylaminothiocarbonyl (e.g., dimethylaminothiocarbonyl, diethylaminothiocarbonyl, dipropylaminothiocarbonyl);
- (77) carboxy;
- (78) C₁₋₆ alkoxy-carbonyl;
- (79) C₂₋₆ alkenyloxy-carbonyl (e.g., ethenyloxycarbonyl, propenyloxycarbonyl, butenyloxycarbonyl, pentenyloxycarbonyl, hexenyloxycarbonyl);
- (80) C₂₋₆ alkynyloxy-carbonyl (e.g., ethynyloxycarbonyl, propynyloxycarbonyl, butynyloxycarbonyl, pentynyloxycarbonyl, hexynyloxycarbonyl);
- (81) C₃₋₈ cycloalkyloxy-carbonyl (e.g., cyclopropyloxycarbonyl,

cyclobutyloxycarbonyl, cyclopentyloxycarbonyl,
cyclohexyloxycarbonyl);

(82) C₃₋₈ cycloalkenyloxy-carbonyl (e.g.,
cyclopropenyloxycarbonyl, cyclobutenyloxycarbonyl,
5 cyclopentenylloxycarbonyl, cyclohexenyloxycarbonyl);

(83) C₆₋₁₀ aryloxy-carbonyl (e.g., phenyloxycarbonyl, 1-
naphthyloxycarbonyl, 2-naphthyloxycarbonyl);

(84) C₃₋₈ cycloalkyl-C₁₋₆ alkoxy-carbonyl (e.g.,
cyclopropylmethyloxycarbonyl, cyclopropylethyloxycarbonyl,
10 cyclobutylmethyloxycarbonyl, cyclopentylmethyloxycarbonyl,
cyclohexylmethyloxycarbonyl, cyclohexylethyloxycarbonyl);

(85) C₃₋₈ cycloalkenyl-C₁₋₆ alkoxy-carbonyl (e.g.,
cyclopentenylmethyloxycarbonyl, cyclohexenylmethyloxycarbonyl,
cyclohexenylethyloxycarbonyl, cyclohexenylpropyloxycarbonyl);

15 and

(86) C₆₋₁₀ aryl-C₁₋₆ alkoxy-carbonyl (e.g.,
phenylmethyloxycarbonyl, phenylethyloxycarbonyl).

[0019]

The "C₃₋₈ cycloalkyl group" of the "C₃₋₈ cycloalkyl group
20 optionally having substituent(s)" for R¹ optionally has 1 to 5
(preferably 1 to 3) substituents at substitutable positions.
Examples of such substituent include substituents selected
from

(1) C₁₋₆ alkyl optionally having 1 to 3 substituents selected
25 from a halogen atom and cyano;

(2) oxo; and

(3) the aforementioned substituent group A. When plural
substituents are present, respective substituents may be the
same or different.

30 [0020]

Examples of the "heterocyclic group" of the "heterocyclic
group optionally having substituent(s)" for R¹ include an
aromatic heterocyclic group (e.g., 5- to 7-membered
(preferably 5- or 6-membered) monocyclic aromatic heterocyclic
35 group, 8- to 12-membered condensed aromatic heterocyclic

group), and a nonaromatic heterocyclic group (e.g., a 3- to 8-membered (preferably 5- or 6-membered) monocyclic nonaromatic heterocyclic group, a 8- to 12-membered condensed nonaromatic heterocyclic group).

- 5 The "heterocyclic group" of the "heterocyclic group optionally having substituent(s)" for R^1 optionally has 1 to 5 (preferably 1 to 3) substituents at substitutable positions.

When the "heterocyclic group" is an aromatic heterocyclic group, examples of such substituent include substituents

10 selected from

(1) C_{1-6} alkyl optionally having 1 to 3 substituents selected from a halogen atom and cyano; and

(2) the aforementioned substituent group A. When plural substituents are present, respective substituents may be the

15 same or different.

When the "heterocyclic group" is a nonaromatic heterocyclic group, examples of such substituent include substituents selected from

(1) C_{1-6} alkyl optionally having 1 to 3 substituents selected
20 from a halogen atom and cyano;

(2) oxo; and

(3) the aforementioned substituent group A. When plural substituents are present, respective substituents may be the same or different.

25 [0021]

R^1 is preferably

(1) a C_{1-6} alkyl group (particularly, methyl) optionally having substituent(s),

(2) a C_{3-8} cycloalkyl group (particularly, cyclopropyl)

30 optionally having substituent(s), or

(3) a 3- to 8-membered monocyclic nonaromatic heterocyclic group (particularly, piperazinyl) optionally having substituent(s),

more preferably,

35 (1) a C_{1-6} alkyl group (particularly, methyl) optionally having

substituent(s), or

(2) a C₃₋₈ cycloalkyl group (particularly, cyclopropyl) optionally having substituent(s), still more preferably,

5 (1) a C₁₋₆ alkyl group (particularly, methyl) optionally having one 3- to 8-membered (preferably 5- or 6-membered) monocyclic nonaromatic heterocyclic group (particularly, piperazinyl) optionally having 1 to 3 C₁₋₆ alkyl groups (particularly, methyl); or

10 (2) a C₃₋₈ cycloalkyl group (particularly, cyclopropyl).

[0022]

In the formula (I), X is -O- or -NR²- wherein R² is a hydrogen atom or a C₁₋₆ alkyl group.

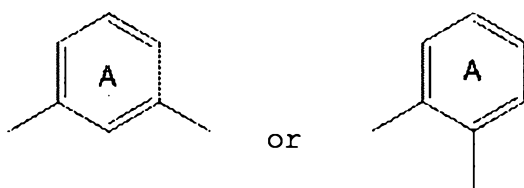
When X is -NR²-, R² is preferably a hydrogen atom or
15 methyl.

X is preferably -O-, -NH- or -N(CH₃)-, more preferably, -O-.

[0023]

In the formula (I), Y is

20 [0024]



[0025]

wherein ring A is a benzene ring which is optionally further
25 substituted.

The benzene ring of the "benzene ring which is optionally further substituted" for ring A optionally further has, besides -X- group and -Z- group, 1 to 4 (preferably 1 to 3, more preferably 1) substituents at substitutable positions.
30 Examples of such substituent include substituents selected from

(1) C₁₋₆ alkyl optionally having 1 to 3 substituents selected

from a halogen atom and cyano; and

(2) the aforementioned substituent group A. When plural substituents are present, respective substituents may be the same or different.

5 Ring A is preferably a benzene ring optionally having 1 to 3 (preferably 1 or 2) substituents selected from

(1) C₁₋₆ alkyl (particularly, methyl), and

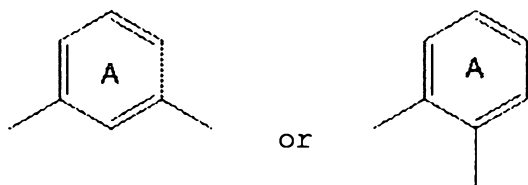
(2) a halogen atom (particularly, fluorine atom, chlorine atom),

10 more preferably, a benzene ring optionally having 1 to 3 (preferably 1 or 2) halogen atoms (particularly, fluorine atom, chlorine atom).

Y is preferably

[0026]

15



[0027]

wherein ring A is a benzene ring optionally having 1 to 3 (preferably 1 or 2) substituents selected from

20 (1) C₁₋₆ alkyl (particularly, methyl), and

(2) a halogen atom (particularly, fluorine atom, chlorine atom)

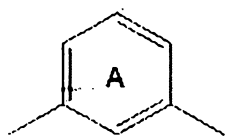
preferably, a benzene ring optionally having 1 to 3

(preferably 1 or 2) halogen atoms (particularly, fluorine atom,

25 chlorine atom),

more preferably,

[0028]



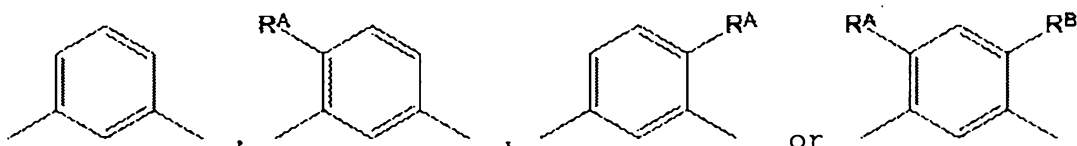
30 [0029]

wherein ring A is a benzene ring optionally having 1 to 3
(preferably 1 or 2) substituents selected from
(1) C₁₋₆ alkyl (particularly, methyl), and
(2) a halogen atom (particularly, fluorine atom, chlorine

5 atom),

preferably, a benzene ring optionally having 1 to 3
(preferably 1 or 2) halogen atoms (particularly, fluorine atom,
chlorine atom),
more preferably,

10 [0030]



[0031]

wherein R^A and R^B are each independently a halogen atom
15 (particularly, fluorine atom, chlorine atom).

[0032]

In the formula (I), Z is a group represented by

- (1) -NR³CO-,
- (2) -NR³CO-W¹-,
- 20 (3) -NR³CO-W¹-O-,
- (4) -NR³CO-W¹-O-W²-,
- (5) -NR³CO-W¹-S-,
- (6) -NR³CO-W¹-NR⁴-,
- (7) -NR³COO-,
- 25 (8) -NR³CO-CO-,
- (9) -NR³CONR⁴-,
- (10) -NR³CONR⁴-W¹-,
- (11) -NR³CONR⁴-W¹-O-, or
- (12) -CONR³-

30 wherein R³ and R⁴ are each independently a hydrogen atom or a
C₁₋₆ alkyl group, W¹ and W² are each independently a C₁₋₆
alkylene group optionally having substituent(s), a C₂₋₆
alkenylene group optionally having substituent(s), a C₂₋₆

alkynylene group optionally having substituent(s), or a C₃₋₆ cycloalkylene group optionally having substituent(s).

[0033]

The "C₁₋₆ alkylene group" of the "C₁₋₆ alkylene group
5 optionally having substituent(s)" for W¹ or W² optionally has 1
to 5 (preferably 1 to 3) substituents at substitutable
positions. Examples of such substituent include substituents
selected from the aforementioned substituent group A. When
plural substituents are present, respective substituents may
10 be the same or different.

[0034]

The "C₂₋₆ alkylene group" of the "C₂₋₆ alkylene group
optionally having substituent(s)" for W¹ or W² optionally has 1
to 5 (preferably 1 to 3) substituents at substitutable
15 positions. Examples of such substituent include substituents
selected from the aforementioned substituent group A. When
plural substituents are present, respective substituents may
be the same or different.

[0035]

The "C₂₋₆ alkynylene group" of the "C₂₋₆ alkynylene group
20 optionally having substituent(s)" for W¹ or W² optionally has 1
to 5 (preferably 1 to 3) substituents at substitutable
positions. Examples of such substituent include substituents
selected from the aforementioned substituent group A. When
25 plural substituents are present, respective substituents may
be the same or different.

[0036]

The "C₃₋₆ cycloalkylene group" of the "C₃₋₆ cycloalkylene
group optionally having substituent(s)" for W¹ or W² optionally
30 has 1 to 5 (preferably 1 to 3) substituents at substitutable
positions. Examples of such substituent include substituents
selected from

(1) C₁₋₆ alkyl optionally having 1 to 3 substituents selected
from a halogen atom and cyano;

35 (2) oxo; and

(3) the aforementioned substituent group A. When plural substituents are present, respective substituents may be the same or different.

[0037]

5 In a preferable embodiment, Z is

- (1) $\text{-NR}^3\text{CO-}$;
- (2) $\text{-NR}^3\text{CO-W}^1\text{-}$;
- (3) $\text{-NR}^3\text{CONR}^4\text{-}$; or
- (4) $\text{-CONR}^3\text{-}$

10 wherein each symbol is as defined above.

In a more preferable embodiment, Z is

- (1) -NHCO- ;
- (2) $\text{-NHCO-W}^{1b}\text{-}$

wherein W^{1b} is a C_{1-6} alkylene group (particularly, $\text{-CH}_2\text{-}$, -
15 $\text{CH}(\text{CH}_3)_2\text{-}$);

- (3) -NHCONH- ; or
- (4) -CONH- .

[0038]

In a more preferable embodiment, Z is

- 20
- (1) -NHCO- ;
 - (2) $\text{-NHCO-CH}_2\text{-}$;
 - (3) -NHCONH- ; or
 - (4) -CONH- .

In a still more preferable embodiment, Z is

- 25
- (1) -NHCO- ;
 - (2) $\text{-NHCO-CH}(\text{CH}_3)_2\text{-}$;
 - (3) -NHCONH- ; or
 - (4) -CONH- .

[0039]

30 In the formula (I), R^5 is a 5- or 6-membered ring group optionally having substituent(s).

Examples of the "5- or 6-membered ring group" of the "5- or 6-membered ring group optionally having substituent(s)" for R^5 include

- 35
- (1) cyclopentyl,

- (2) cyclohexyl,
(3) cyclopentenyl (e.g., 2-cyclopenten-1-yl, 3-cyclopenten-1-yl),
(4) cyclohexenyl (e.g., 2-cyclohexen-1-yl, 3-cyclohexen-1-yl),
5 (5) phenyl,
(6) a 5- or 6-membered monocyclic aromatic heterocyclic group (e.g., furyl, thienyl, pyridyl, pyrimidinyl, pyridazinyl, pyrazinyl, pyrrolyl, imidazolyl, pyrazolyl, thiazolyl, isothiazolyl, oxazolyl, isoxazolyl, oxadiazolyl, thiadiazolyl,
10 triazolyl, tetrazolyl, triazinyl),
(7) a 5- or 6-membered monocyclic nonaromatic heterocyclic group (e.g., pyrrolidinyl, piperidinyl, morpholinyl, thiomorpholinyl, piperazinyl, oxazolidinyl, thiazolidinyl, dihydrothiopyranyl, imidazolidinyl, oxazolinyl, thiazolinyl,
15 imidazolinyl, dioxolyl, dioxolanyl, dihydrooxadiazolyl, pyranyl, tetrahydropyranyl, thiopyranyl, tetrahydrothiopyranyl, 1-oxidotetrahydrothiopyranyl, 1,1-dioxidotetrahydrothiopyranyl, tetrahydrofuryl, pyrazolidinyl, pyrazolinyl, tetrahydropyrimidinyl, dihydrotriazolyl, tetrahydrotriazolyl,
20 dihydropyridyl, tetrahydropyridyl) and the like.

[0040]

The "5- or 6-membered ring group" of the "5- or 6-membered ring group optionally having substituent(s)" for R⁵ optionally has 1 to 5 (preferably 1 to 3) substituents at
25 substitutable positions.

When the "5- or 6-membered ring group" is cyclopentenyl, cyclohexenyl, phenyl, or a 5- or 6-membered monocyclic aromatic heterocyclic group, examples of such substituent include substituents selected from
30 (1) C₁₋₆ alkyl optionally having 1 to 3 substituents selected from a halogen atom and cyano;
(2) C₂₋₆ alkynyl; and
(3) the aforementioned substituent group A. When plural substituents are present, respective substituents may be the
35 same or different.

When the "5- or 6-membered ring group" is cyclopentyl, cyclohexyl or 5- or 6-membered monocyclic nonaromatic heterocyclic group, examples of such substituent include substituents selected from

- 5 (1) C₁₋₆ alkyl optionally having 1 to 3 substituents selected from a halogen atom and cyano;
(2) oxo; and
(3) the aforementioned substituent group A. When plural substituents are present, respective substituents may be the
10 same or different.

[0041]

R⁵ is preferably

- (1) phenyl optionally having substituent(s), or
(2) a 5- or 6-membered monocyclic aromatic heterocyclic group
15 (particularly, pyrazolyl, pyridyl) optionally having substituent(s),
more preferably,
(1) phenyl optionally having 1 to 3 substituents selected from
(a) a halogen atom (particularly, chlorine atom, bromine
20 atom),
(b) a C₁₋₆ alkyl (particularly, methyl, isopropyl, tert-butyl) optionally having 1 to 3 substituents selected from
(i) a halogen atom (particularly, fluorine atom), and
(ii) cyano,
25 (c) a C₁₋₆ alkoxy (particularly, methoxy, isopropoxy, tert-butoxy) optionally having 1 to 3 substituents selected from
(i) a halogen atom (particularly, fluorine atom), and
(ii) cyano,
30 (d) C₃₋₈ cycloalkyl (particularly, cyclopropyl) optionally having 1 to 3 cyano, and
(e) C₂₋₆ alkynyl (particularly, 1,1-dimethylprop-2-yn-1-yl); or
(2) a 5- or 6-membered monocyclic aromatic heterocyclic group
35 (particularly, pyrazolyl, pyridyl) optionally having 1 to 3

substituents selected from

- (a) a halogen atom (particularly, bromine atom),
- (b) C₁₋₆ alkyl (particularly, methyl, tert-butyl)
optionally having 1 to 3 halogen atoms (particularly, fluorine
5 atom),
- (c) C₃₋₈ cycloalkyl (particularly, cyclopropyl), and
- (d) phenyl.

[0042]

In the formula (I), R⁶ is

- 10 (1) a halogen atom,
- (2) a cyano group,
- (3) a nitro group,
- (4) a hydroxy group,
- (5) a carboxy group,
- 15 (6) a C₁₋₆ alkoxy-carbonyl group,
- (7) an amino group,
- (8) a mono C₁₋₆ alkylamino group,
- (9) a di C₁₋₆ alkylamino group, or
- (10) a C₁₋₆ alkyl group optionally having 1 to 3 substituents
20 selected from
- (i) a halogen atom,
- (ii) a cyano group,
- (iii) a nitro group,
- (iv) a hydroxy group,
- 25 (v) a carboxy group,
- (vi) a C₁₋₆ alkoxy-carbonyl group,
- (vii) an amino group,
- (viii) a mono C₁₋₆ alkylamino group, and
- (ix) a di C₁₋₆ alkylamino group.

30 [0043]

R⁶ is preferably

- (1) a halogen atom (particularly, chlorine atom),
- (2) a cyano group,
- (3) a nitro group,
- 35 (4) a carboxy group,

- (5) a C₁₋₆ alkoxy-carbonyl group (particularly, methoxycarbonyl),
(6) an amino group,
(7) a di C₁₋₆ alkylamino group (particularly, dimethylamino), or
(8) a C₁₋₆ alkyl group (particularly, methyl) optionally having
5 1 to 3 hydroxy groups.

[0044]

R⁶ is more preferably a cyano group.

A compound wherein R⁶ is a cyano group has high Raf
inhibitory activity. A compound wherein R⁶ is a cyano group
10 has high Raf downstream signal (MEK, ERK and the like)
phosphorylation suppressive activity in a cell system.

[0045]

In another embodiment, in the formula (I), R⁶ is a C₁₋₆
alkoxy group.

15 [0046]

Specific preferable examples of compound (I) include the
following:

Compound (A):

A compound of the formula (I), wherein

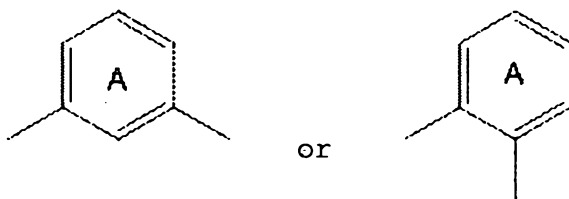
20 R¹ is

- (1) a C₁₋₆ alkyl group (particularly, methyl) optionally having
substituent(s),
(2) a C₃₋₈ cycloalkyl group (particularly, cyclopropyl)
optionally having substituent(s), or
25 (3) a 3- to 8-membered (preferably 5- or 6-membered)
monocyclic nonaromatic heterocyclic group (particularly,
piperazinyl) optionally having substituent(s);

X is -O-, -NH- or -N(CH₃)-;

Y is

30 [0047]



[0048]

wherein ring A is a benzene ring optionally having 1 to 3 (preferably 1 or 2) substituents selected from

(1) C₁₋₆ alkyl (particularly, methyl), and

5 (2) a halogen atom (particularly, fluorine atom, chlorine atom)

preferably a benzene ring optionally having 1 to 3 (preferably 1 or 2) halogen atoms (particularly, fluorine atom, chlorine atom);

10 Z is

(1) -NR³CO-;

(2) -NR³CO-W¹-;

(3) -NR³CONR⁴-; or

(4) -CONR³-

15 wherein each symbol is as defined above;

R⁵ is

(1) phenyl optionally having substituent(s), or

(2) a 5- or 6-membered monocyclic aromatic heterocyclic group (particularly, pyrazolyl, pyridyl) optionally having

20 substituent(s);

R⁶ is

(1) a halogen atom (particularly, chlorine atom),

(2) a cyano group,

(3) a nitro group,

25 (4) a carboxy group,

(5) a C₁₋₆ alkoxy-carbonyl group (particularly, methoxycarbonyl),

(6) an amino group,

(7) a di C₁₋₆ alkylamino group (particularly, dimethylamino), or

(8) a C₁₋₆ alkyl group (particularly, methyl) optionally having

30 1 to 3 hydroxy groups, or a salt thereof.

[0049]

Compound (B):

A compound of the formula (I), wherein

R¹ is

35 (1) a C₁₋₆ alkyl group (particularly, methyl) optionally having

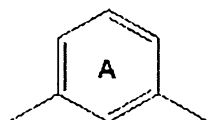
one 3- to 8-membered (preferably 5- or 6-membered) monocyclic nonaromatic heterocyclic group (particularly, piperazinyl) optionally having 1 to 3 C₁₋₆ alkyl groups (particularly, methyl); or

5 (2) a C₃₋₈ cycloalkyl group (particularly, cyclopropyl);

X is -O-;

Y is

[0050]



10 [0051]

wherein ring A is a benzene ring optionally having 1 to 3 (preferably 1 or 2) substituents selected from

(1) C₁₋₆ alkyl (particularly, methyl), and

(2) a halogen atom (particularly, fluorine atom, chlorine

15 atom),

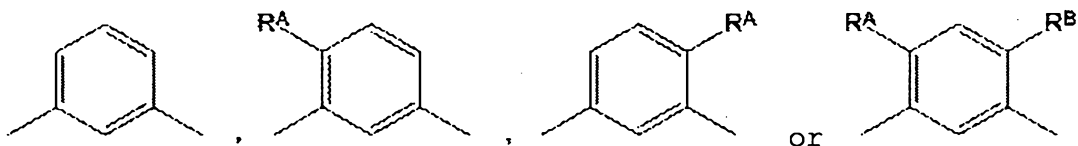
preferably, a benzene ring optionally having 1 to 3

(preferably 1 or 2) halogen atoms (particularly, fluorine atom, chlorine atom),

preferably,

20 Y is

[0052]



[0053]

wherein R^A and R^B are each independently a halogen atom

25 (particularly, fluorine atom, chlorine atom);

Z is

(1) -NHCO-;

(2) -NHCO-W^{1b}-

wherein W^{1b} is a C₁₋₆ alkylene group (particularly, -CH₂-,

30 -CH(CH₃)₂-);

(3) -NHCONH-; or

(4) -CONH-;

R⁵ is

(1) phenyl optionally having 1 to 3 substituents selected from

(a) a halogen atom (particularly, chlorine atom, bromine
5 atom),

(b) a C₁₋₆ alkyl (particularly, methyl, isopropyl, tert-
butyl) optionally having 1 to 3 substituents selected from

(i) a halogen atom (particularly, fluorine atom), and

(ii) cyano,

10 (c) a C₁₋₆ alkoxy (particularly, methoxy, isopropoxy,
tert-butoxy) optionally having 1 to 3 substituents selected
from

(i) a halogen atom (particularly, fluorine atom), and

(ii) cyano,

15 (d) C₃₋₈ cycloalkyl optionally having 1 to 3 cyano
(particularly, cyclopropyl), and

(e) C₂₋₆ alkynyl (particularly, 1,1-dimethylprop-2-yn-1-
yl); or

(2) a 5- or 6-membered monocyclic aromatic heterocyclic group
20 (particularly, pyrazolyl, pyridyl) optionally having 1 to 3
substituents selected from

(a) a halogen atom (particularly, bromine atom),

(b) C₁₋₆ alkyl (particularly, methyl, tert-butyl)
optionally having 1 to 3 halogen atoms (particularly, fluorine
25 atom),

(c) C₃₋₈ cycloalkyl (particularly, cyclopropyl), and

(d) phenyl;

R⁶ is

(1) a halogen atom (particularly, chlorine atom),

30 (2) a cyano group,

(3) a nitro group,

(4) a carboxy group,

(5) a C₁₋₆ alkoxy-carbonyl group (particularly, methoxycarbonyl),

(6) an amino group,

35 (7) a di C₁₋₆ alkylamino group (particularly, dimethylamino), or

(8) a C₁₋₆ alkyl group (particularly, methyl) optionally having 1 to 3 hydroxy groups,
or a salt thereof.

[0054]

5 Compound (C):

A compound of the formula (I) wherein

R¹ is

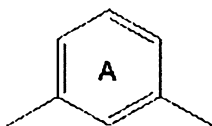
(1) a C₁₋₆ alkyl group (particularly, methyl) optionally having one 3- to 8-membered (preferably 5- or 6-membered) monocyclic
10 nonaromatic heterocyclic group (particularly, piperazinyl) optionally having 1 to 3 C₁₋₆ alkyl groups (particularly, methyl); or

(2) a C₃₋₈ cycloalkyl group (particularly, cyclopropyl);

X is -O-;

15 Y is

[0055]



[0056]

wherein ring A is a benzene ring optionally having 1 to 3
20 (preferably 1 or 2) substituents selected from

(1) C₁₋₆ alkyl (particularly, methyl), and

(2) a halogen atom (particularly, fluorine atom, chlorine atom),

preferably, a benzene ring optionally having 1 to 3

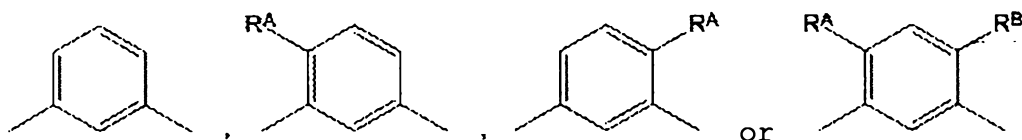
25 (preferably 1 or 2) halogen atoms (particularly, fluorine atom, chlorine atom),

preferably,

Y is

[0057]

30



[0058]

wherein R^A and R^B are each independently a halogen atom
(particularly, fluorine atom, chlorine atom);

Z is

- 5 (1) -NHCO-;
(2) -NHCO-CH₂-;
(3) -NHCONH-; or
(4) -CONH-;

R⁵ is

- 10 (1) phenyl optionally having 1 to 3 substituents selected from
(a) a halogen atom (particularly, chlorine atom, bromine
atom),
(b) a C₁₋₆ alkyl (particularly, methyl, isopropyl, tert-
butyl) optionally having 1 to 3 substituents selected from
15 (i) a halogen atom (particularly, fluorine atom), and
(ii) cyano,
(c) a C₁₋₆ alkoxy (particularly, methoxy, isopropoxy,
tert-butoxy) optionally having 1 to 3 substituents selected
from
20 (i) a halogen atom (particularly, fluorine atom), and
(ii) cyano,
(d) C₃₋₈ cycloalkyl (particularly, cyclopropyl)
optionally having 1 to 3 cyano, and
(e) C₂₋₆ alkynyl (particularly, 1,1-dimethylprop-2-yn-1-
25 yl); or
(2) a 5- or 6-membered monocyclic aromatic heterocyclic group
(particularly, pyrazolyl, pyridyl; especially, pyrazolyl)
optionally having 1 to 3 substituents selected from
(a) a halogen atom (particularly, bromine atom),
30 (b) C₁₋₆ alkyl (particularly, methyl, tert-butyl)
optionally having 1 to 3 halogen atoms (particularly, fluorine
atom),
(c) C₃₋₈ cycloalkyl (particularly, cyclopropyl), and
(d) phenyl;

35 R⁶ is

- (1) a halogen atom (particularly, chlorine atom),
(2) a cyano group,
(3) a nitro group,
(4) a carboxy group,
5 (5) a C₁₋₆ alkoxy-carbonyl group (particularly, methoxycarbonyl),
(6) an amino group,
(7) a di C₁₋₆ alkylamino group (particularly, dimethylamino), or
(8) a C₁₋₆ alkyl group (particularly, methyl) optionally having
1 to 3 hydroxy groups,
10 or a salt thereof.

[0059]

Compound (D):

A compound of the formula (I) wherein

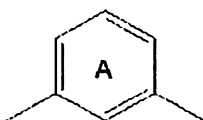
R¹ is

- 15 (1) a C₁₋₆ alkyl group (particularly, methyl) optionally having
one 3- to 8-membered (preferably 5- or 6-membered) monocyclic
nonaromatic heterocyclic group (particularly, piperazinyl)
optionally having 1 to 3 C₁₋₆ alkyl groups (particularly,
methyl); or
20 (2) a C₃₋₈ cycloalkyl group (particularly, cyclopropyl);

X is -O-;

Y is

[0060]



25 [0061]

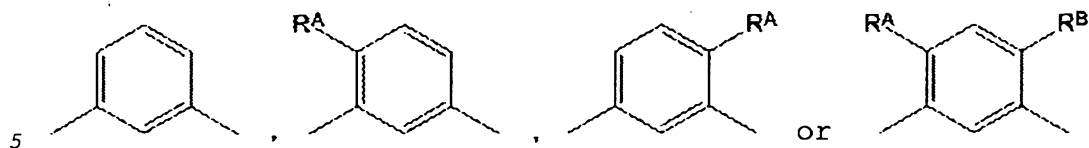
wherein ring A is a benzene ring optionally having 1 to 3
(preferably 1 or 2) substituents selected from
(1) C₁₋₆ alkyl (particularly, methyl), and
(2) a halogen atom (particularly, fluorine atom, chlorine
30 atom)

preferably, a benzene ring optionally having 1 to 3
(preferably 1 or 2) halogen atoms (particularly, fluorine atom,
chlorine atom),

preferably,

Y is

[0062]



[0063]

wherein R^A and R^B are each independently a halogen atom
(particularly, fluorine atom, chlorine atom);

Z is

- 10 (1) -NHCO- ;
(2) $\text{-NHCO-CH}_2\text{-}$;
(3) -NHCONH- ; or
(4) -CONH- ;

R^5 is

- 15 (1) phenyl optionally having 1 to 3 substituents selected from
(a) a halogen atom (particularly, chlorine atom, bromine
atom),
(b) a C_{1-6} alkyl (particularly, methyl, isopropyl, tert-
butyl) optionally having 1 to 3 substituents selected from
20 (i) a halogen atom (particularly, fluorine atom), and
(ii) cyano,
(c) a C_{1-6} alkoxy (particularly, methoxy, isopropoxy,
tert-butoxy) optionally having 1 to 3 substituents selected
from
25 (i) a halogen atom (particularly, fluorine atom), and
(ii) cyano,
(d) C_{3-8} cycloalkyl (particularly, cyclopropyl)
optionally having 1 to 3 cyano, and
(e) C_{2-6} alkynyl (particularly, 1,1-dimethylprop-2-yn-1-
30 yl); or
(2) a 5- or 6-membered monocyclic aromatic heterocyclic group
(particularly, pyrazolyl, pyridyl; especially, pyrazolyl)
optionally having 1 to 3 substituents selected from

(a) a halogen atom (particularly, bromine atom),
(b) C₁₋₆ alkyl (particularly, methyl, tert-butyl)
optionally having 1 to 3 halogen atoms (particularly, fluorine
atom),

5 (c) C₃₋₈ cycloalkyl (particularly, cyclopropyl), and
(d) phenyl;

R⁶ is a cyano group,
or a salt thereof.

[0064]

10 Compound (E):

2-chloro-N-[3-({7-cyano-2-[(cyclopropylcarbonyl)amino]-1,3-
benzothiazol-6-yl}oxy)phenyl]-3-(1-cyano-1-
methylethyl)benzamide (Example 3),

N-{7-cyano-6-[4-fluoro-3-({[4-

15 (trifluoromethyl)phenyl]carbamoyl}amino)phenoxy]-1,3-
benzothiazol-2-yl}cyclopropanecarboxamide (Example 32),
N-{7-cyano-6-[3-({[3-
(trifluoromethyl)phenyl]acetyl}amino)phenoxy]-1,3-
benzothiazol-2-yl}cyclopropanecarboxamide (Example 50),

20 N-{7-cyano-6-[3-({[6-(trifluoromethyl)pyridin-3-
yl]carbamoyl}amino)phenoxy]-1,3-benzothiazol-2-
yl}cyclopropanecarboxamide (Example 51),

N-{7-cyano-6-[4-fluoro-3-({[3-

(trifluoromethyl)phenyl]acetyl}amino)phenoxy]-1,3-

25 benzothiazol-2-yl}cyclopropanecarboxamide (Example 53),
or a salt thereof.

[0065]

Compound (F):

2-chloro-N-[3-({7-cyano-2-[(cyclopropylcarbonyl)amino]-1,3-
30 benzothiazol-6-yl}oxy)phenyl]-3-(1-cyano-1-
methylethyl)benzamide (Example 3),

N-{7-cyano-6-[4-fluoro-3-({[4-

(trifluoromethyl)phenyl]carbamoyl}amino)phenoxy]-1,3-
benzothiazol-2-yl}cyclopropanecarboxamide (Example 32),

35 N-{7-cyano-6-[3-({[3-

(trifluoromethyl)phenyl]acetyl}amino)phenoxy]-1,3-benzothiazol-2-yl}cyclopropanecarboxamide (Example 50),
N-{7-cyano-6-[3-({[6-(trifluoromethyl)pyridin-3-yl]carbamoyl}amino)phenoxy]-1,3-benzothiazol-2-yl}cyclopropanecarboxamide (Example 51),
N-{7-cyano-6-[4-fluoro-3-({[3-(trifluoromethyl)phenyl]acetyl}amino)phenoxy]-1,3-benzothiazol-2-yl}cyclopropanecarboxamide (Example 53).
[0066]

10 When compound (I) is a salt, examples of such salt include metal salt, ammonium salt, a salt with organic base, a salt with inorganic acid, a salt with organic acid, a salt with basic or acidic amino acid and the like. Preferable examples of the metal salt include alkali metal salt such as
15 sodium salt, potassium salt and the like; alkaline earth metal salt such as calcium salt, magnesium salt, barium salt and the like; aluminum salt and the like. Preferable examples of the salt with organic base include a salt with trimethylamine, triethylamine, pyridine, picoline, 2,6-lutidine, ethanolamine,
20 diethanolamine, triethanolamine, cyclohexylamine, dicyclohexylamine, N,N'-dibenzylethylenediamine and the like. Preferable examples of the salt with inorganic acid include a salt with hydrochloric acid, hydrobromic acid, nitric acid, sulfuric acid, phosphoric acid and the like. Preferable
25 examples of the salt with organic acid include a salt with formic acid, acetic acid, trifluoroacetic acid, phthalic acid, fumaric acid, oxalic acid, tartaric acid, maleic acid, citric acid, succinic acid, malic acid, methanesulfonic acid, benzenesulfonic acid, p-toluenesulfonic acid and the like.
30 Preferable examples of the salt with basic amino acid include a salt with arginine, lysine, ornithine and the like, and preferable examples of the salt with acidic amino acid include a salt with aspartic acid, glutamic acid and the like.

Of these, a pharmaceutically acceptable salt is
35 preferable. For example, when a compound has an acidic

functional group, an inorganic salt such as alkali metal salt (e.g., sodium salt, potassium salt etc.), alkaline earth metal salt (e.g., calcium salt, magnesium salt etc.) and the like, ammonium salt etc., and when a compound has a basic functional
5 group, for example, a salt with inorganic acid such as hydrochloric acid, hydrobromic acid, nitric acid, sulfuric acid, phosphoric acid and the like, or a salt with organic acid such as acetic acid, phthalic acid, fumaric acid, oxalic acid, tartaric acid, maleic acid, citric acid, succinic acid,
10 methanesulfonic acid, benzenesulfonic acid, p-toluenesulfonic acid and the like can be mentioned.
[0067]

The production methods of compound (I) are described in the following.

15 In the following reactions, each of the compounds and synthetic intermediates to be used as starting materials may be a salt. Examples of such salt include those exemplified as the salts for compound (I).

In the following reactions, the resultant product may be
20 used as a reaction mixture or a crude product for the next reaction. Alternatively, it may be isolated from a reaction mixture by a separation means known per se (e.g., recrystallization, distillation, chromatography), and used for the next reaction.

25 In the following reactions, unless otherwise specified, alkylation reaction, hydrolysis, amination reaction, amidation reaction, esterification reaction, etherification reaction, oxidation reaction, reduction reaction, acylation reaction, ureation reaction, aryl coupling reaction and the like are
30 performed according to methods known per se (e.g., the method described in ORGANIC FUNCTIONAL GROUP PREPARATIONS, 2nd edition, ACADEMIC PRESS, INC., 1989; the method described in Comprehensive Organic Transformations, VCH Publishers Inc., 1989) and the like.

35 In the following reactions, an intramolecular functional

group of the obtained compound can also be converted to an object functional group by combining chemical reactions known per se. Examples of such chemical reaction include alkylation reaction, hydrolysis, amination reaction, amidation reaction, esterification reaction, etherification reaction, oxidation reaction, reduction reaction, acylation reaction, ureation reaction, aryl coupling reaction, deprotection and the like. [0068]

In the following reactions, when the starting material compound or synthetic intermediate has an amino group, a carboxyl group, a hydroxy group, a carbonyl group or a mercapto group as a substituent, a protecting group generally used in the peptide chemistry and the like may be introduced into these groups, and the object compound can be obtained by removing the protecting group as necessary after the reaction.

Examples of amino-protecting groups include formyl group, C₁₋₆ alkyl-carbonyl group, C₁₋₆ alkoxy-carbonyl group, benzoyl group, C₇₋₁₀ aralkyl-carbonyl group (e.g., benzylcarbonyl), C₇₋₁₄ aralkyloxy-carbonyl group (e.g., benzyloxycarbonyl, 9-fluorenylmethoxycarbonyl), trityl group, phthaloyl group, N,N-dimethylaminomethylene group, substituted silyl group (e.g., trimethylsilyl, triethylsilyl, dimethylphenylsilyl, tert-butyldimethylsilyl, tert-butyldiethylsilyl), C₂₋₆ alkenyl group (e.g., 1-allyl) and the like. These groups optionally have 1 to 3 substituents selected from a halogen atom, a C₁₋₆ alkoxy group and a nitro group.

Examples of carboxyl-protecting groups include C₁₋₆ alkyl group, C₇₋₁₀ aralkyl group (e.g., benzyl), phenyl group, trityl group, substitution silyl group (e.g., trimethylsilyl, triethylsilyl, dimethylphenylsilyl, tert-butyldimethylsilyl, tert-butyldiethylsilyl), C₂₋₆ alkenyl group (e.g., 1-allyl) and the like. These groups optionally have 1 to 3 substituents selected from a halogen atom, a C₁₋₆ alkoxy group and a nitro group.

Examples of hydroxy-protecting groups include C₁₋₆ alkyl

group, phenyl group, trityl group, C₇₋₁₀ aralkyl group (e.g., benzyl), formyl group, C₁₋₆ alkyl-carbonyl group, benzoyl group, C₇₋₁₀ aralkyl-carbonyl group (e.g., benzylcarbonyl), 2-tetrahydropyranyl group, 2-tetrahydrofuran-
5 substituted silyl group (e.g., trimethylsilyl, triethylsilyl, dimethylphenylsilyl, tert-butyldimethylsilyl, tert-butyldiethylsilyl), C₂₋₆ alkenyl group (e.g., 1-allyl) and the like can be mentioned. These groups optionally have 1 to 3 substituents selected from a halogen atom, a C₁₋₆ alkyl group, a
10 C₁₋₆ alkoxy group and a nitro group.

Examples of carbonyl-protecting groups include cyclic acetal (e.g., 1,3-dioxane), non-cyclic acetal (e.g., di-C₁₋₆ alkylacetal) and the like.

Examples of mercapto-protecting groups include C₁₋₆ alkyl
15 group, phenyl group, trityl group, C₇₋₁₀ aralkyl group (e.g., benzyl), C₁₋₆ alkyl-carbonyl group, benzoyl group, C₇₋₁₀ aralkyl-carbonyl group (e.g., benzylcarbonyl), C₁₋₆ alkoxy-carbonyl group, C₆₋₁₄ aryloxy-carbonyl group (e.g., phenyloxycarbonyl), C₇₋₁₄ aralkyloxy-carbonyl group (e.g., benzyloxycarbonyl, 9-
20 fluorenylmethoxycarbonyl), 2-tetrahydropyranyl group, mono C₁₋₆ alkylamino-carbonyl group (e.g., methylaminocarbonyl, ethylaminocarbonyl) and the like. These groups optionally have 1 to 3 substituents selected from a halogen atom, a C₁₋₆ alkyl group, a C₁₋₆ alkoxy group and a nitro group.

25 The above-mentioned protecting groups can be removed by a deprotection method known per se (e.g., the method described in Protective Groups in Organic Synthesis, John Wiley and Sons (1980)).

[0069]

30 The abbreviations used in the following reactions are explained.

Examples of the "halogenated hydrocarbons" as a solvent include dichloromethane, chloroform, carbon tetrachloride, 1,2-dichloroethane and the like.

35 Examples of the "aromatic hydrocarbons" as a solvent

include benzene, toluene, xylene and the like.

Examples of the "alcohols" as a solvent include methanol, ethanol, isopropanol, t-butanol, phenol and the like.

Examples of the "ethers" as a solvent include diethyl
5 ether, tetrahydrofuran, dioxane and the like.

In the following reactions, base means an inorganic base or an organic base. Examples of such base include sodium hydroxide, potassium hydroxide, sodium carbonate, potassium carbonate, sodium hydrogen carbonate, potassium hydrogen
10 carbonate, cesium carbonate, triethylamine, N-ethyl-diisopropylamine, pyridine, N,N-dimethylaminopyridine, sodium methoxide, sodium ethoxide, potassium t-butoxide, sodium hydride, sodium amide, diazabicycloundecene (DBU) and the like.

15 [0070]

In the following reactions, examples of the ammonium salt include pyridine hydrochloride, pyridine hydrobromide, pyridine p-toluenesulfonate, quinoline hydrochloride, isoquinoline hydrochloride, pyrimidine hydrochloride, pyrazine
20 hydrochloride, triazine hydrochloride, trimethylamine hydrochloride, triethylamine hydrochloride, N-ethyl-diisopropylamine hydrochloride and the like.

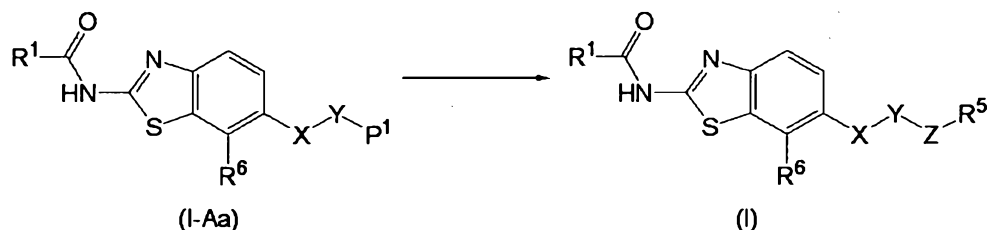
In the following reactions, examples of the palladium complex include palladium acetate, palladium chloride,
25 tris(dibenzylideneacetone)dipalladium (0) and the like.

In the following reactions, examples of the phosphine ligand include triphenylphosphine, 2,2'-bis(diphenylphosphino)-1,1'-binaphthyl (BINAP), dicyclohexyl(2',4',6'-triisopropylbiphenyl-2-yl)phosphine (X-
30 phos) and the like.

[0071]

(Production method 1)

[0072]



[0073]

wherein P^1 is a functional group convertible to $-Z-R^5$ such as $-NHR^3$ and the like, and other symbols are each as defined above.

5 [0074]

In compound (I), a compound wherein Z is a group selected from

- (1) $-NR^3CO-$,
- (2) $-NR^3CO-W^1-$,
- 10 (3) $-NR^3CO-W^1-O-$,
- (4) $-NR^3CO-W^1-O-W^2-$,
- (5) $-NR^3CO-W^1-S-$,
- (6) $-NR^3CO-W^1-NR^4-$,
- (7) $-NR^3COO-$, and
- 15 (8) $-NR^3CO-CO-$

[0075]

can be produced by subjecting, for example, compound (I-Aa) wherein P^1 is $-NHR^3$ to a conversion reaction such as acylation known per se and the like.

20 The acylation reaction can be performed by reacting compound (I-Aa) with carboxylic acid, ester or reactive derivative (e.g., acid halide, acid anhydride, active ester, acid imidazolide and the like) corresponding to the $-Z-R^5$ moiety of compound (I).

25 The amount of carboxylic acid, ester or reactive derivative to be used is generally 1 - 10 equivalents relative to 1 equivalent of compound (I-Aa).

This reaction can be performed in the presence of a base as necessary.

30 The amount of the base to be used is generally 1 - 10 equivalents relative to 1 equivalent of compound (I-Aa).

In addition, this reaction may be performed in the presence of a condensation agent as necessary. Examples of such condensation agent include carbodiimide condensation reagent (e.g., dicyclohexylcarbodiimide, diisopropylcarbodiimide, 1-ethyl-3-dimethylaminopropylcarbodiimide and hydrochloride thereof), phosphoric acid condensation reagent (e.g., diethyl cyanophosphate, diphenylphosphorylazide), N,N'-carbonyldiimidazole, 2-chloro-1,3-dimethylimidazolium tetrafluoroborate, O-(7-azabenzotriazol-1-yl)-N,N,N',N'-tetramethyluronium hexafluorophosphate and the like.

The amount of the condensation agent to be used is generally 0.1 - 10 equivalents relative to 1 equivalent of compound (I-Aa).

For this reaction, a condensation promoter (e.g., 1-hydroxy-7-azabenzotriazole, 1-hydroxybenzotriazole, N-hydroxysuccinimide, N-hydroxyphthalimide) may be used as necessary.

The amount of the condensation promoter to be used is generally 0.1 - 10 equivalents relative to 1 equivalent of compound (I-Aa).

In addition, this reaction can be performed in a solvent as necessary. Examples of such solvent include halogenated hydrocarbons, aromatic hydrocarbons, ethers, acetonitrile, ethyl acetate, N,N-dimethylformamide, N,N-dimethylacetamide, 1-methyl-2-pyrrolidone, pyridine, dimethyl sulfoxide, hexamethylphosphoramide and the like.

The reaction temperature is generally -30 - 120°C, preferably 0 - 100°C.

The reaction time is generally 0.1 - 30 hr.

Compound (I-Aa) to be used as a starting material can be produced by the below-mentioned method.

The carboxylic acid, ester or reactive derivative corresponding to the -Z-R⁵ moiety of compound (I) may be commercially available, or can be produced by a method known

per se.

[0076]

In compound (I), a compound wherein Z is a group selected from

- 5 (1) $-\text{NR}^3\text{CONR}^4-$,
(2) $-\text{NR}^3\text{CONR}^4-\text{W}^1-$, and
(3) $-\text{NR}^3\text{CONR}^4-\text{W}^1-\text{O}-$

can be produced by subjecting, for example, compound (I-Aa) wherein P^1 is $-\text{NHR}^3$ to a conversion reaction such as ureation
10 known per se and the like.

This reaction can be performed by reacting compound (I-Aa) with a reactive derivative corresponding to the $-\text{Z}-\text{R}^5$ moiety of compound (I), such as isocyanate, carbamoylchloride, trichloroethyl carbamate and the like.

15 The amount of the reactive derivative to be used is generally 1 - 10 equivalents relative to 1 equivalent of compound (I-Aa).

This reaction may be performed in the presence of a base as necessary.

20 The amount of the base to be used is generally 1 - 10 equivalents relative to 1 equivalent of compound (I-Aa).

In addition, this reaction can be performed in a solvent as necessary. Examples of such solvent include those exemplified for the aforementioned acylation reaction.

25 The reaction temperature is generally $-30 - 100^\circ\text{C}$.
The reaction time is generally 0.1 - 30 hr.

The reactive derivative corresponding to the $-\text{Z}-\text{R}^5$ moiety of compound (I) to be used as a starting material may be commercially available, or can be produced by a method known
30 per se.

[0077]

In addition, compound (I) can be produced, for example, by converting compound (I-Aa) wherein P^1 is $-\text{NHR}^3$ to a reactive intermediate such as carbamoylchloride, carbamoylimidazolidine
35 and the like using a carbonylating agent such as triphosgene,

carbodiimidazole and the like, and reacting the reactive intermediate with amine corresponding to the $-Z-R^5$ moiety of compound (I).

The amount of the carbonylating agent to be used is generally 1 - 5 equivalents relative to 1 equivalent of compound (I-Aa).

The amount of the amine to be used is generally 1 - 10 equivalents relative to 1 equivalent of compound (I-Aa).

This reaction may be performed in the presence of a base as necessary.

The amount of the base to be used is generally 1 - 10 equivalents relative to 1 equivalent of compound (I-Aa).

In addition, this reaction can be performed in a solvent as necessary. Examples of such solvent include those exemplified for the aforementioned acylation reaction.

The reaction temperature is generally $-30 - 100^{\circ}\text{C}$.

The reaction time is generally 0.1 - 30 hr.

The amine corresponding to the $-Z-R^5$ moiety of compound (I) to be used as a starting material may be commercially available, or can be produced by a method known per se.

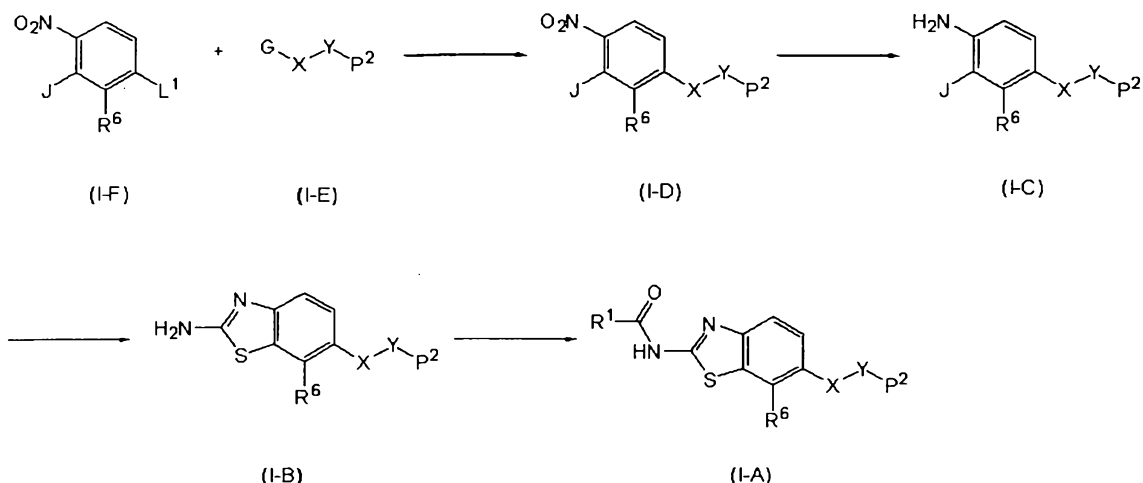
[0078]

Compound (I) and compound (I-Aa) can be produced according to Production method A1, A2, B or C used for producing the following compound (I-A).

[0079]

(Production method A1)

[0080]



[0081]

wherein L^1 is a leaving group; G is a hydrogen atom or a metal atom (e.g., alkali metals such as lithium, sodium, potassium, cesium and the like; alkaline earth metals such as magnesium, calcium and the like); P^2 is $-Z-R^5$ or $-P^1$; J is a hydrogen atom, $-SR^7$ or $-SCN$; R^7 is a hydrogen atom or a mercapto-protecting group (e.g., methyl, phenyl, benzyl, t-butyl) and other symbols are each as defined above.

Examples of the leaving group for L^1 include

(1) a halogen atom (e.g., fluorine, chlorine, bromine, iodine);

(2) a group represented by the formula: $-S(O)_kR^8$ wherein k is an integer of 0, 1 or 2; R^8 is a C_{1-4} alkyl group (e.g., methyl, ethyl, propyl, tert-butyl), a C_{6-10} aryl group (e.g., benzyl, phenyl, tolyl) and the like; or

(3) a group represented by the formula: $-OR^8$ wherein R^8 is as defined above, and the like.

[0082]

Compound (I-A) can be produced by subjecting compound (I-B) to a functional group conversion reaction known per se.

For example, compound (I-B) is subjected to an acylation reaction known per se using carboxylic acid represented by the formula: R^1-COOH or a reactive derivative thereof (e.g., acid halide, acid anhydride, active ester, acid imidazolid and the like), and the resulting compound is subjected to a functional

group conversion reaction known per se as necessary, whereby compound (I-A) can be produced.

The acylation reaction can be performed in the same manner as in the aforementioned Production method 1.

5 The carboxylic acid represented by $R^1\text{-COOH}$ and a reactive derivative thereof can be produced by a method known per se.
[0083]

Compound (I-B) can be produced from compound (I-C).

For example, compound (I-C) wherein J is -SR^7 is
10 subjected to deprotection known per se to convert J to -SH , and reacted with cyanogen bromide or 1,1-di-1H-imidazol-1-ylmethanimine, whereby compound (I-B) can be produced.

The amount of the cyanogen bromide or 1,1-di-1H-imidazol-1-ylmethanimine to be used is generally, 1 - 10 equivalents,
15 preferably 1 - 5 equivalents, relative to 1 equivalent of compound (I-C).

This reaction is preferably performed in a solvent. Examples of such solvent include halogenated hydrocarbons, aromatic hydrocarbons, alcohols, ethers, acetone, acetonitrile,
20 ethyl acetate, N,N-dimethylformamide, N,N-dimethylacetamide, 1-methyl-2-pyrrolidone, dimethyl sulfoxide, hexamethylphosphoramide, water or a mixed solvent thereof and the like.

In addition, this reaction may also be performed in the
25 presence of a base.

The amount of the base to be used is generally 0.1 - 10 equivalents, preferably 0.1 - 2 equivalents, relative to 1 equivalent of compound (I-C).

This reaction can be carried out under cooling (generally
30 about -78 to 20°C , preferably about -10 to 10°C), at room temperature or under heating (generally about 40 to 200°C , preferably about 40 to 160°C).

The reaction time is generally about 1 to 30 hr,
preferably about 1 to 20 hr, further preferably about 1 to 10
35 hr.

[0084]

In addition, compound (I-B) can also be produced by reacting compound (I-C) wherein J is -SCN with an acid in a solvent.

5 Examples of the acid include hydrochloric acid, acetic acid, sulfuric acid and the like.

The amount of the acid to be used is 1 - 10 equivalents or a solvent amount in some cases, preferably 1 - 5 equivalents, relative to 1 equivalent of compound (I-C).

10 As the solvent, for example, halogenated hydrocarbons, aromatic hydrocarbons, alcohols, ethers, acetone, acetonitrile, ethyl acetate, N,N-dimethylformamide, N,N-dimethylacetamide, 1-methyl-2-pyrrolidone, dimethyl sulfoxide, hexamethylphosphoramide, water, acetic acid or a mixed solvent
15 thereof and the like can be used.

This reaction can be carried out under cooling (generally about -78 to 20°C, preferably about -10 to 10°C), at room temperature or under heating (generally about 40 to 200°C, preferably about 40 to 160°C).

20 The reaction time is generally about 1 to 30 hr, preferably about 1 to 20 hr, further preferably about 1 to 10 hr.

[0085]

In addition, compound (I-B) can also be produced by
25 reacting compound (I-C) wherein J is a hydrogen atom with potassium thiocyanate, sodium thiocyanate or ammonium thiocyanate, and bromine. In this case, R⁶ is preferably an electron-withdrawing substituent, such as a cyano group, a nitro group, an alkoxy carbonyl group and the like.

30 The amount of potassium thiocyanate, sodium thiocyanate or ammonium thiocyanate to be used in this reaction is generally, 1 - 10 equivalents, preferably 1 - 5 equivalents, relative to 1 equivalent of compound (I-C).

The amount of bromine to be used is generally 1 - 5
35 equivalents, preferably 1 - 2 equivalents, relative to 1

equivalent of compound (I-C).

This reaction is preferably performed in a solvent. As such solvent, for example, halogenated hydrocarbons, aromatic hydrocarbons, alcohols, ethers, acetone, acetonitrile, ethyl
5 acetate, N,N-dimethylformamide, N,N-dimethylacetamide, 1-methyl-2-pyrrolidone, dimethyl sulfoxide, hexamethylphosphoramide, water, acetic acid or a mixed solvent thereof and the like can be used.

This reaction can be carried out under cooling (generally
10 about -78 to 20°C, preferably about -10 to 10°C), at room temperature or under heating (generally about 40 to 200°C, preferably about 40 to 160°C).

The reaction time is generally about 1 to 30 hr, preferably about 1 to 20 hr, further preferably about 1 to 10
15 hr.

[0086]

Alternatively, compound (I-B) can also be produced by subjecting compound (I-D) to a reduction reaction known per se.

For example, compound (I-B) can be directly produced by
20 subjecting compound (I-D) wherein J is -SCN to a reduction reaction, without via compound (I-C) wherein J is -SCN.

Moreover, compound (I-B) can also be produced by reacting compound (I-D) wherein J is -SCN with reduced iron in the presence of an acid.

25 Examples of the acid include hydrochloric acid, acetic acid, sulfuric acid and the like.

The amount of the acid to be used is 1 - 20 equivalents or a solvent amount in some cases, preferably 1 - 10 equivalents, relative to 1 equivalent of compound (I-D).

30 The amount of the reduced iron to be used in this reaction is 1 - 10 equivalents, preferably 1 - 5 equivalents, relative to 1 equivalent of compound (I-D).

This reaction is preferably performed in a solvent. As such solvent, for example, halogenated hydrocarbons, aromatic
35 hydrocarbons, alcohols, ethers, acetone, acetonitrile, ethyl

acetate, N,N-dimethylformamide, N,N-dimethylacetamide, 1-methyl-2-pyrrolidone, dimethyl sulfoxide, hexamethylphosphoramide, water, acetic acid or a mixed solvent thereof and the like can be used.

5 This reaction can be carried out under cooling (generally about -78 to 20°C, preferably about -10 to 10°C), at room temperature or under heating (generally about 40 to 200°C, preferably about 40 to 160°C).

The reaction time is generally about 1 to 30 hr, preferably about 1 to 20 hr, further preferably about 1 to 10 hr.

[0087]

Compound (I-D) can be produced by reacting compound (I-E) with compound (I-F).

15 In compound (I-E), G is mainly a hydrogen atom but may be a metal atom.

The amount of compound (I-E) to be used is generally, 1 - 5 equivalents, preferably 1 - 2 equivalents, relative to 1 equivalent of compound (I-F).

20 This reaction is preferably performed in a solvent. Examples of such solvent include halogenated hydrocarbons, aromatic hydrocarbons, alcohols, ethers, acetone, acetonitrile, ethyl acetate, N,N-dimethylformamide, N,N-dimethylacetamide, 1-methyl-2-pyrrolidone, dimethyl sulfoxide, hexamethylphosphoramide, water or a mixed solvent thereof and the like.

In addition, a base or an ammonium salt may be used for this reaction.

The amount of the base or ammonium salt to be used is 30 generally 1 - 10 equivalents, preferably 1 - 2 equivalents, relative to 1 equivalent of compound (I-F).

In addition, a palladium complex or a phosphine ligand may be used as a catalyst for this reaction.

The amount of the palladium complex to be used is 35 generally 0.05 - 10 equivalents, preferably 0.05 - 2

equivalents, relative to 1 equivalent of compound (I-F).

The amount of the phosphine ligand to be used is generally 0.1 - 20 equivalents, preferably 0.1 - 4 equivalents, relative to 1 equivalent of compound (I-F).

5 This reaction can be carried out under cooling (generally about -78 to 20°C, preferably about -10 to 10°C), at room temperature or under heating (generally about 40 to 200°C, preferably about 40 to 160°C).

The reaction time is generally about 1 to 30 hr, preferably about 1 to 20 hr, further preferably about 1 to 10 hr.

In addition, this reaction may be performed under microwave irradiation.

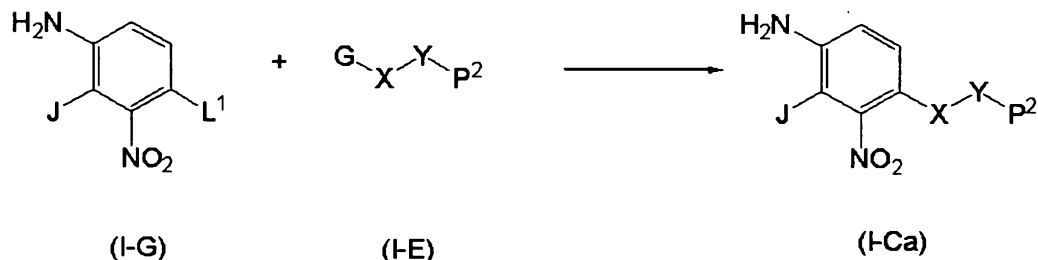
Compound (I-E) to be used as a starting material for this reaction may be commercially available, or can be produced by means known per se.

In addition, compound (I-F) may be commercially available, or can be produced by means known per se.

[0088]

20 (Production method A2)

[0089]



[0090]

wherein each symbol is as defined above.

25 Compound (I-Ca) can also be produced by reacting compound (I-E) with compound (I-G).

The amount of compound (I-E) to be used is generally, 1 - 5 equivalents, preferably 1 - 2 equivalents, relative to 1 equivalent of compound (I-G).

30 This reaction is preferably performed in a solvent. Examples of such solvent include halogenated hydrocarbons,

aromatic hydrocarbons, alcohols, ethers, acetone, acetonitrile, ethyl acetate, N,N-dimethylformamide, N,N-dimethylacetamide, 1-methyl-2-pyrrolidone, dimethyl sulfoxide, hexamethylphosphoramide, water or a mixed solvent thereof and
5 the like.

In addition, a base or an ammonium salt may be used for this reaction.

The amount of the base or ammonium salt to be used is generally 1 - 10 equivalents, preferably 1 - 2 equivalents,
10 relative to 1 equivalent of compound (I-G).

In addition, a palladium complex or a phosphine ligand may be used as a catalyst for this reaction.

The amount of the palladium complex to be used is generally 0.05 - 10 equivalents, preferably 0.05 - 2
15 equivalents, relative to 1 equivalent of compound (I-G).

The amount of the phosphine ligand to be used is generally 0.1 - 20 equivalents, preferably 0.1 - 4 equivalents, relative to 1 equivalent of compound (I-G).

This reaction can be carried out under cooling (generally
20 about -78 to 20°C, preferably about -10 to 10°C), at room temperature or under heating (generally about 40 to 200°C, preferably about 40 to 160°C).

The reaction time is generally about 1 to 30 hr, preferably about 1 to 20 hr, further preferably about 1 to 10
25 hr.

In addition, this reaction may be performed under microwave irradiation.

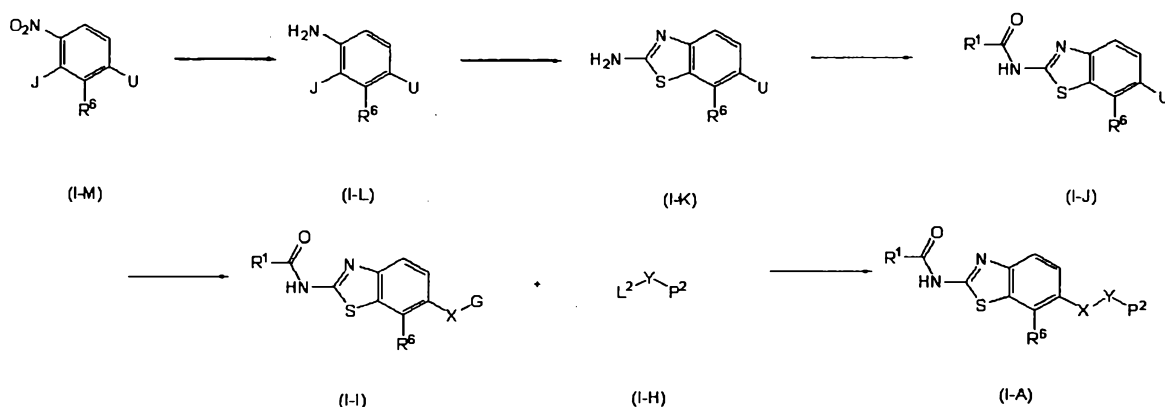
Compound (I-E) to be used as a starting material for this reaction may be commercially available, or can be produced by
30 means known per se.

In addition, compound (I-G) may be commercially available, or can be produced by means known per se.

[0091]

(Production method B)

35 [0092]



[0093]

wherein L^2 is a leaving group; U is $-\text{X-G}$ or a functional group
 5 convertible to $-\text{X-G}$ (e.g., $-\text{NO}_2$, $-\text{OR}^9$ (R^9 is a C_{1-4} alkyl group
 (e.g., methyl, ethyl, propyl, tert-butyl), a C_{6-10} aryl group
 (e.g., phenyl, tolyl), or a C_{7-10} aralkyl group (e.g., benzyl));
 and other symbols are each as defined above.

[0094]

10 Compound (I-A) can be produced by reacting compound (I-I)
 with compound (I-H).

In compound (I-H), as the leaving group for L^2 , those
 similar to the aforementioned leaving group for L^1 can be used.

In compound (I-I), G is mainly a hydrogen atom but may be
 15 a metal atom.

The amount of compound (I-I) to be used is generally, 1 -
 5 equivalents, preferably 1 - 2 equivalents, relative to 1
 equivalent of compound (I-H).

This reaction is preferably performed in a solvent.

20 Examples of such solvent include halogenated hydrocarbons,
 aromatic hydrocarbons, alcohols, ethers, acetone, acetonitrile,
 ethyl acetate, N,N -dimethylformamide, N,N -dimethylacetamide,
 1-methyl-2-pyrrolidone, dimethyl sulfoxide,
 hexamethylphosphoramide, water or a mixed solvent thereof and
 25 the like.

In addition, a base or an ammonium salt may be used for
 this reaction.

The amount of the base or ammonium salt to be used is

generally 1 - 10 equivalents, preferably 1 - 2 equivalents, relative to 1 equivalent of compound (I-H).

In addition, a palladium complex or a phosphine ligand may be used as a catalyst for this reaction.

5 The amount of the palladium complex to be used is generally 0.05 - 10 equivalents, preferably 0.05 - 2 equivalents, relative to 1 equivalent of compound (I-H).

 The amount of the phosphine ligand to be used is generally 0.1 - 20 equivalents, preferably 0.1 - 4 equivalents,
10 relative to 1 equivalent of compound (I-H).

 This reaction can be carried out under cooling (generally about -78 to 20°C, preferably about -10 to 10°C), at room temperature or under heating (generally about 40 to 200°C, preferably about 40 to 160°C).

15 The reaction time is generally about 1 to 30 hr, preferably about 1 to 20 hr, further preferably about 1 to 10 hr.

 In addition, this reaction may be performed under microwave irradiation.

20 Compound (I-H) to be used as a starting material for this reaction may be commercially available, or can be produced by means known per se.

[0095]

 Compound (I-I) can be produced by subjecting U of
25 compound (I-J) to a functional group conversion reaction known per se.

 For example, compound (I-I) wherein -X-G is -NH₂ can be produced from compound (I-J) wherein U is -NO₂ by a reduction reaction known per se. Furthermore, by subjecting this
30 compound to a reductive amination reaction known per se, a coupling reaction known per se using a palladium catalyst and the like, a methyl group or an amino-protecting group (e.g., benzyl, t-butyl) can be introduced into the -NH₂ moiety represented by -X-G.

35 Alternatively, compound (I-J) wherein U is -OR⁹ is

subjected to deprotection known per se to give compound (I-I) wherein -X-G is -OH.

[0096]

Compound (I-J) to be used as a starting material can be
5 produced by a method known per se.

For example, compound (I-J) can be produced by subjecting compound (I-K) and carboxylic acid represented by the formula: $R^1\text{-COOH}$ or a reactive derivative thereof to an acylation reaction known per se in the same manner as in the
10 aforementioned Production method A1.

[0097]

Compound (I-K) to be used as a starting material can be produced by means known per se.

For example, compound (I-K) can be produced from compound
15 (I-L).

For example, compound (I-L) wherein J is -SR^7 (R^7 is as defined above) is subjected to deprotection known per se to convert J to -SH , and reacted with cyanogen bromide or 1,1-di-1H-imidazol-1-ylmethanimine to give compound (I-K).

20 The amount of the cyanogen bromide or 1,1-di-1H-imidazol-1-ylmethanimine to be used is generally, 1 - 10 equivalents, preferably 1 - 5 equivalents, relative to 1 equivalent of compound (I-L).

This reaction is preferably performed in a solvent.
25 Examples of such solvent include halogenated hydrocarbons, aromatic hydrocarbons, alcohols, ethers, acetone, acetonitrile, ethyl acetate, N,N-dimethylformamide, N,N-dimethylacetamide, 1-methyl-2-pyrrolidone, dimethyl sulfoxide, hexamethylphosphoramide, water or a mixed solvent thereof and
30 the like.

In addition, this reaction may also be performed in the presence of a base.

The amount of the base to be used is generally 0.1 - 10 equivalents, preferably 0.1 - 2 equivalents, relative to 1
35 equivalent of compound (I-L).

This reaction can be carried out under cooling (generally about -78 to 20°C, preferably about -10 to 10°C), at room temperature or under heating (generally about 40 to 200°C, preferably about 40 to 160°C).

5 The reaction time is generally about 1 to 30 hr, preferably about 1 to 20 hr, further preferably about 1 to 10 hr.

[0098]

In addition, compound (I-K) can also be produced by
10 reacting compound (I-L) wherein J is -SCN with an acid in a solvent.

Examples of the acid include hydrochloric acid, acetic acid, sulfuric acid and the like.

The amount of the acid to be used is 1 - 10 equivalents
15 or a solvent amount in some cases, preferably 1 - 5 equivalents, relative to 1 equivalent of compound (I-L).

As the solvent, for example, halogenated hydrocarbons, aromatic hydrocarbons, alcohols, ethers, acetone, acetonitrile, ethyl acetate, N,N-dimethylformamide, N,N-dimethylacetamide,
20 1-methyl-2-pyrrolidone, dimethyl sulfoxide, hexamethylphosphoramide, water, acetic acid or a mixed solvent thereof and the like can be used.

This reaction can be carried out under cooling (generally about -78 to 20°C, preferably about -10 to 10°C), at room
25 temperature or under heating (generally about 40 to 200°C, preferably about 40 to 160°C).

The reaction time is generally about 1 to 30 hr, preferably about 1 to 20 hr, further preferably about 1 to 10 hr.

30 [0099]

In addition, compound (I-K) can also be produced by reacting compound (I-L) wherein J is a hydrogen atom with potassium thiocyanate, sodium thiocyanate or ammonium thiocyanate, and bromine. In this case, R⁶ is preferably an
35 electron-withdrawing substituent, such as a cyano group, a

nitro group, a C₁₋₆ alkoxy-carbonyl group and the like.

The amount of the potassium thiocyanate, sodium thiocyanate or ammonium thiocyanate to be used in this reaction is generally 1 - 10 equivalents, preferably 1 - 5
5 equivalents, relative to 1 equivalent of compound (I-L).

The amount of the bromine to be used is generally 1 - 5 equivalents, preferably 1 - 2 equivalents, relative to 1 equivalent of compound (I-L).

This reaction is preferably performed in a solvent. As
10 such solvent, for example, halogenated hydrocarbons, aromatic hydrocarbons, alcohols, ethers, acetone, acetonitrile, ethyl acetate, N,N-dimethylformamide, N,N-dimethylacetamide, 1-methyl-2-pyrrolidone, dimethyl sulfoxide, hexamethylphosphoramide, water, acetic acid or a mixed solvent
15 thereof and the like can be used.

This reaction can be carried out under cooling (generally about -78 to 20°C, preferably about -10 to 10°C), at room temperature or under heating (generally about 40 to 200°C, preferably about 40 to 160°C).

20 The reaction time is generally about 1 to 30 hr, preferably about 1 to 20 hr, further preferably about 1 to 10 hr.

[0100]

Compound (I-L) to be used as a starting material may be
25 commercially available, or can be produced by means known per se.

For example, compound (I-L) can be produced by subjecting compound (I-M) to a reduction reaction known per se to convert the nitro group to an amino group.

30 Alternatively, compound (I-K) can be directly produced by subjecting compound (I-M) wherein J is -SCN to a reduction reaction, without via compound (I-L) wherein J is -SCN.

In addition, compound (I-K) can also be produced by reacting compound (I-M) wherein J is -SCN with reduced iron in
35 the presence of an acid.

Examples of the acid include hydrochloric acid, acetic acid, sulfuric acid and the like.

The amount of the acid to be used is 1 - 20 equivalents, or a solvent amount in some cases, preferably 1 - 10
5 equivalents, relative to 1 equivalent of compound (I-M).

The amount of the reduced iron to be used in this reaction is 1 - 10 equivalents, preferably 1 - 5 equivalents, relative to 1 equivalent of compound (I-M).

This reaction is preferably performed in a solvent. As
10 such solvent, for example, halogenated hydrocarbons, aromatic hydrocarbons, alcohols, ethers, acetone, acetonitrile, ethyl acetate, N,N-dimethylformamide, N,N-dimethylacetamide, 1-methyl-2-pyrrolidone, dimethyl sulfoxide, hexamethylphosphoramide, water, acetic acid or a mixed solvent
15 thereof and the like can be used.

This reaction can be carried out under cooling (generally about -78 to 20°C, preferably about -10 to 10°C), at room temperature or under heating (generally about 40 to 200°C, preferably about 40 to 160°C).

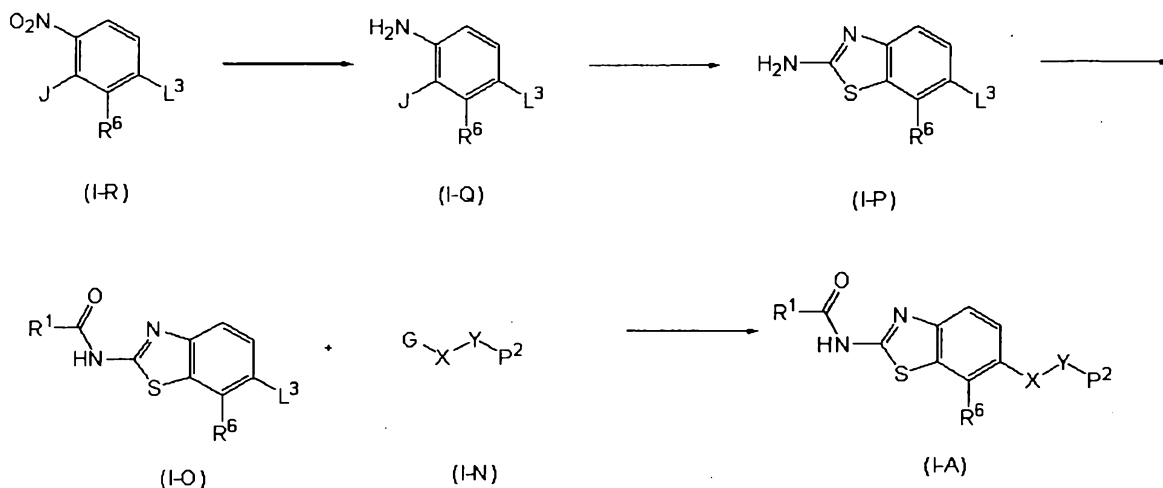
20 The reaction time is generally about 1 to 30 hr, preferably about 1 to 20 hr, further preferably about 1 to 10 hr.

Compound (I-M) to be used as a starting material may be commercially available, or can be produced by means known per
25 se.

[0101]

(Production method C)

[0102]



[0103]

wherein L^3 is a leaving group; and other symbols are each as defined above.

- 5 Compound (I-A) can be produced by reacting compound (I-N) with compound (I-O).

In compound (I-N), G is mainly a hydrogen atom but may be a metal atom.

In compound (I-O), as the leaving group for L^3 , those
10 similar to the aforementioned leaving group for L^1 can be used.

The amount of compound (I-N) to be used is generally, 1 - 5 equivalents, preferably 1 - 2 equivalents, relative to 1 equivalent of compound (I-O).

This reaction is preferably performed in a solvent.

- 15 Examples of such solvent include halogenated hydrocarbons, aromatic hydrocarbons, alcohols, ethers, acetone, acetonitrile, ethyl acetate, N,N-dimethylformamide, N,N-dimethylacetamide, 1-methyl-2-pyrrolidone, dimethyl sulfoxide, hexamethylphosphoramide, water or a mixed solvent thereof and
20 the like.

In addition, a base or an ammonium salt may be used for this reaction.

- The amount of the base or ammonium salt to be used is generally 1 - 10 equivalents, preferably 1 - 2 equivalents,
25 relative to 1 equivalent of compound (I-O).

In addition, a palladium complex or a phosphine ligand

may be used as a catalyst for this reaction.

The amount of the palladium complex to be used is generally 0.05 - 10 equivalents, preferably 0.05 - 2 equivalents, relative to 1 equivalent of compound (I-O).

5 The amount of the phosphine ligand to be used is generally 0.1 - 20 equivalents, preferably 0.1 - 4 equivalents, relative to 1 equivalent of compound (I-O).

This reaction can be carried out under cooling (generally about -78 to 20°C, preferably about -10 to 10°C), at room
10 temperature or under heating (generally about 40 to 200°C, preferably about 40 to 160°C).

The reaction time is generally about 1 to 30 hr, preferably about 1 to 20 hr, further preferably about 1 to 10 hr.

15 In addition, this reaction may be performed under microwave irradiation.

Compound (I-N) to be used as a starting material for this reaction may be commercially available, or can be produced by means known per se.

20 [0104]

In addition, compound (I-O) can be produced by a method known per se.

For example, the starting material compound (I-O) can be produced by subjecting compound (I-P) and carboxylic acid
25 represented by the formula: $R^1\text{-COOH}$ or a reactive derivative thereof to an acylation reaction known per se in the same manner as in the aforementioned production method A1.

[0105]

Compound (I-P) to be used as a starting material can be
30 produced by a method known per se.

For example, compound (I-P) can be produced from compound (I-Q).

For example, compound (I-P) can be produced by subjecting compound (I-Q) wherein J is -SR^7 (R^7 is as defined above) to
35 deprotection known per se to convert J to -SH and then

reacting the compound with cyanogen bromide or 1,1-di-1H-imidazol-1-ylmethanimine.

The amount of the cyanogen bromide or 1,1-di-1H-imidazol-1-ylmethanimine to be used is generally, 1 - 10 equivalents, preferably 1 - 5 equivalents, relative to 1 equivalent of compound (I-Q).

This reaction is preferably performed in a solvent. Examples of such solvent include halogenated hydrocarbons, aromatic hydrocarbons, alcohols, ethers, acetone, acetonitrile, ethyl acetate, N,N-dimethylformamide, N,N-dimethylacetamide, 1-methyl-2-pyrrolidone, dimethyl sulfoxide, hexamethylphosphoramide, water or a mixed solvent thereof and the like.

In addition, this reaction may also be performed in the presence of a base.

The amount of the base to be used is generally 0.1 - 10 equivalents, preferably 0.1 - 2 equivalents, relative to 1 equivalent of compound (I-Q).

This reaction can be carried out under cooling (generally about -78 to 20°C, preferably about -10 to 10°C), at room temperature or under heating (generally about 40 to 200°C, preferably about 40 to 160°C).

The reaction time is generally about 1 to 30 hr, preferably about 1 to 20 hr, further preferably about 1 to 10 hr.

[0106]

In addition, compound (I-P) can be produced by reacting compound (I-Q) wherein J is -SCN with an acid in a solvent.

Examples of the acid include hydrochloric acid, acetic acid, sulfuric acid and the like.

The amount of the acid to be used is 1 - 10 equivalents or a solvent amount in some cases, preferably 1 - 5 equivalents, relative to 1 equivalent of compound (I-Q).

As the solvent, for example, halogenated hydrocarbons, aromatic hydrocarbons, alcohols, ethers, acetone, acetonitrile,

ethyl acetate, N,N-dimethylformamide, N,N-dimethylacetamide, 1-methyl-2-pyrrolidone, dimethyl sulfoxide, hexamethylphosphoramide, water, acetic acid or a mixed solvent thereof and the like can be used.

5 This reaction can be carried out under cooling (generally about -78 to 20°C, preferably about -10 to 10°C), at room temperature or under heating (generally about 40 to 200°C, preferably about 40 to 160°C).

 The reaction time is generally about 1 to 30 hr, preferably about 1 to 20 hr, further preferably about 1 to 10 hr.

[0107]

 In addition, compound (I-P) can be produced by reacting compound (I-Q) wherein J is a hydrogen atom with potassium
15 thiocyanate, sodium thiocyanate or ammonium thiocyanate, and bromine.

 The amount of the potassium thiocyanate, sodium thiocyanate or ammonium thiocyanate to be used in this reaction is generally, 1 - 10 equivalents, preferably 1 - 5
20 equivalents, relative to 1 equivalent of compound (I-Q).

 The amount of the bromine to be used is 1 - 5 equivalents, preferably 1 - 2 equivalents, relative to 1 equivalent of compound (I-Q).

 This reaction is preferably performed in a solvent. As
25 such solvent, for example, halogenated hydrocarbons, aromatic hydrocarbons, alcohols, ethers, acetone, acetonitrile, ethyl acetate, N,N-dimethylformamide, N,N-dimethylacetamide, 1-methyl-2-pyrrolidone, dimethyl sulfoxide, hexamethylphosphoramide, water, acetic acid or a mixed solvent
30 thereof and the like can be used.

 This reaction can be carried out under cooling (generally about -78 to 20°C, preferably about -10 to 10°C), at room temperature or under heating (generally about 40 to 200°C, preferably about 40 to 160°C).

35 The reaction time is generally about 1 to 30 hr,

preferably about 1 to 20 hr, further preferably about 1 to 10 hr.

[0108]

Compound (I-Q) to be used as a starting material may be
5 commercially available, or can be produced by means known per se.

For example, compound (I-Q) can be produced by subjecting compound (I-R) to a reduction reaction known per se to convert a nitro group to an amino group.

10 Alternatively, compound (I-P) can also be directly produced by subjecting compound (I-R) wherein J is -SCN to a reduction reaction, without via compound (I-Q) wherein J is -SCN.

In addition, compound (I-P) can also be produced by
15 reacting compound (I-R) wherein J is -SCN with reduced iron in the presence of an acid.

Examples of the acid include hydrochloric acid, acetic acid, sulfuric acid and the like.

The amount of the acid to be used is 1 - 20 equivalents,
20 or a solvent amount in some cases, preferably 1 - 10 equivalents, relative to 1 equivalent of compound (I-R).

The amount of the reduced iron to be used in this reaction is 1 - 10 equivalents, preferably 1 - 5 equivalents, relative to 1 equivalent of compound (I-R).

25 This reaction is preferably performed in a solvent. As such solvent, for example, halogenated hydrocarbons, aromatic hydrocarbons, alcohols, ethers, acetone, acetonitrile, ethyl acetate, N,N-dimethylformamide, N,N-dimethylacetamide, 1-methyl-2-pyrrolidone, dimethyl sulfoxide,
30 hexamethylphosphoramide, water, acetic acid or a mixed solvent thereof and the like can be used.

This reaction can be carried out under cooling (generally about -78 to 20°C, preferably about -10 to 10°C), at room temperature or under heating (generally about 40 to 200°C,
35 preferably about 40 to 160°C).

The reaction time is generally about 1 to 30 hr, preferably about 1 to 20 hr, further preferably about 1 to 10 hr.

Compound (I-R) to be used as a starting material may be commercially available, or can be produced by means known per se.

[0109]

Compound (I) can be isolated and purified by means known per se, such as phase transfer, concentration, solvent extraction, fractionation, liquid conversion, crystallization, recrystallization, chromatography and the like. When compound (I) is obtained as a free compound, it can be converted to a desired salt by a method known per se or a method analogous thereto. Conversely, when the compound is obtained as a salt, it can be converted to a free form or other desired salt by a method known per se or a method analogous thereto.

[0110]

Compound (I) may be used as a prodrug. A prodrug of compound (I) means a compound converted to compound (I) by a reaction due to an enzyme, a gastric acid, etc. under the physiological condition in the living body, that is, a compound converted to compound (I) by oxidation, reduction, hydrolysis, etc. due to an enzyme, a compound converted to compound (I) by hydrolysis etc. due to gastric acid, and the like.

[0111]

A prodrug of compound (I) may be (1) a compound obtained by subjecting an amino in compound (I) to an acylation, alkylation or phosphorylation (e.g., a compound obtained by subjecting an amino in compound (I) to eicosanoylation, alanylation, pentylaminocarbonylation, (5-methyl-2-oxo-1,3-dioxolen-4-yl)methoxycarbonylation, tetrahydrofuranylation, pyrrolidylmethylation, pivaloyloxymethylation, tert-butylation, ethoxycarbonylation, tert-butoxycarbonylation, acetylation or

cyclopropylcarbonylation);

(2) a compound obtained by subjecting hydroxy in compound (I) to acylation, alkylation, phosphorylation or boration (e.g., a compound obtained by subjecting hydroxy in compound (I) to acetylation, palmitoylation, propanoylation, pivaloylation, succinylation, fumarylation, alanylation or dimethylaminomethylcarbonylation);

(3) a compound obtained by subjecting carboxy in compound (I) to esterification or amidation (e.g., a compound obtained by subjecting carboxy in compound (I) to ethyl esterification, phenyl esterification, carboxymethyl esterification, dimethylaminomethyl esterification, pivaloyloxymethyl esterification, ethoxycarbonyloxyethyl esterification, phthalidyl esterification, (5-methyl-2-oxo-1,3-dioxolen-4-yl)methyl esterification, cyclohexyloxycarbonylethyl esterification or methylamidation) and the like. Any one of these compounds can be produced from compound (I) by a method known per se.

[0112]

A prodrug of compound (I) may also be a compound converted into compound (I) under physiological conditions, such as those described in IYAKUHIN no KAIHATSU (Development of Pharmaceuticals), Vol. 7, Design of Molecules, p.163-198, Published by HIROKAWA SHOTEN (1990).

[0113]

When compound (I) has an isomer such as optical isomer, stereoisomer, positional isomer, rotational isomer and the like, any isomer and a mixture thereof are encompassed in compound (I). For example, when compound (I) has an optical isomer, an optical isomer separated from a racemate is also encompassed in compound (I). Such isomers can be obtained as independent products by a synthesis means or a separation means (concentration, solvent extraction, column chromatography, recrystallization and the like) known per se.

[0114]

Compound (I) may be a crystal, and both a single crystal and crystal mixtures are encompassed in compound (I). Crystals can be produced by crystallization according to crystallization methods known *per se*.

5 Compound (I) may be a hydrate, a non-hydrate, a solvate or a non-solvate, any of which is encompassed in compound (I).

A compound labeled with an isotope (e.g., ^3H , ^{14}C , ^{35}S , ^{125}I etc.) is also encompassed in compound (I).

Furthermore, a deuterium conversion form wherein ^1H is
10 converted to $^2\text{H}(\text{D})$ is also encompassed in compound (I).

[0115]

Compound (I) or a prodrug thereof (in the specification, sometimes to be abbreviated as "the compound of the present invention") has an Raf (particularly B-Raf) inhibitory activity,
15 and can provide a clinically useful agent for the prophylaxis or treatment of cancer, and a cancer growth inhibitor, a cancer metastasis suppressive agent. In addition, the compound of the present invention can be used for the prophylaxis or treatment of B-Raf dependent diseases in mammals.

20 [0116]

The compound of the present invention also has an inhibitory activity on a vascular endothelial growth factor receptor (VEGFR; particularly, VEGFR2).

[0117]

25 The compound of the present invention shows a strong inhibitory activity on Raf (particularly, B-Raf). Since the compound of the present invention is also superior in the efficacy, pharmacokinetics (absorption, distribution, metabolism, excretion etc.), solubility (water-solubility etc.), interaction
30 with other pharmaceutical products, safety (acute toxicity, chronic toxicity, genetic toxicity, reproductive toxicity, cardiotoxicity, carcinogenicity etc.), stability (chemical stability, stability to enzyme etc.) and the like, it is useful as a medicament.

35 [0118]

Accordingly, the compound of the present invention is useful as an Raf (specifically B-Raf) inhibitor for mammals (e.g., mouse, rat, hamster, rabbit, cat, dog, bovine, sheep, monkey, human, etc.).

5 The compound of the present invention is used as a medicament such as an agent for the prophylaxis or treatment of Raf-related diseases (proliferative disease, immune disease, inflammatory disease, for example, cancer [e.g., colorectal cancer (e.g., familial colorectal cancer, hereditary
10 nonpolyposis colorectal cancer, gastrointestinal stromal tumor), lung cancer (e.g., non-small cell lung cancer, small cell lung cancer, malignant mesothelioma), mesothelioma, pancreatic cancer (e.g., pancreatic duct cancer), gastric cancer (e.g., papillary adenocarcinoma, mucinous adenocarcinoma,
15 adenosquamous cancer), breast cancer (e.g., invasive ductal carcinoma, ductal cancer in situ, inflammatory breast cancer), ovary cancer (e.g., ovarian epithelial cancer, extragonadal germ cell tumor, ovarian germ cell tumor, ovarian low malignant potential tumor), prostate cancer (e.g., hormone-
20 dependent prostate cancer, non-hormone dependent prostate cancer), liver cancer (e.g., primary liver cancer, extrahepatic bile duct cancer), thyroid cancer (e.g., medullary thyroid cancer), kidney cancer (e.g., renal cell carcinoma, renal pelvis and ureter transitional cell cancer), uterine cancer,
25 brain tumor (e.g., pineal astrocytoma, pilocytic astrocytoma, diffuse astrocytoma, anaplastic astrocytoma), melanoma, sarcoma, urinary bladder cancer, blood cancer including multiple myeloma]), angiogenesis, diabetic retinopathy, rheumatoid arthritis, psoriasis, atherosclerosis, restenosis, cardiac
30 failure, Kaposi's sarcoma, COPD (Chronic Obstructive Pulmonary Disease), cystic fibrosis, pain, asthma, endometriosis, cystic kidney, nephritis, hepatitis, dermatitis, inflammation such as osteoarthritis and the like, hypertension and the like; a cancer growth inhibitor; a cancer metastasis suppressor; an apoptosis
35 promoter and the like.

Among these, it is effective, for example, for colorectal cancer, lung cancer, pancreatic cancer, gastric cancer, breast cancer, ovary cancer, prostate cancer, liver cancer, thyroid cancer, kidney cancer, brain tumor, melanoma, urinary bladder
5 cancer and blood cancer. Particularly, the compound of the present invention is effective for melanoma, thyroid cancer, lung cancer, colorectal cancer, ovary cancer, prostate cancer or kidney cancer.

[0119]

10 The compound of the present invention can be administered orally or parenterally as it is or in a mixture with a pharmacologically acceptable carrier.

The dosage form of the compound of the present invention for oral administration is, for example, oral preparations such
15 as tablet (including sugar-coated tablet, film-coated tablet, sublingual tablet, buccal tablet, mouth cavity quick-integrating tablet), pill, granule, powder, capsule (including soft capsule, microcapsule), syrup, emulsion, suspension, films (e.g., mouth cavity mucous membrane adhesion film) and the like.

20 The dosage form for parenteral administration is, for example, injection, injecting agent, instillation, suppository and the like. In addition, it is effective to make a sustained release preparation by combining the compound with a suitable base (e.g., polymer of butyric acid, polymer of glycolic acid, copolymer of butyric acid-glycolic acid, a mixture of a polymer
25 of butyric acid and a polymer of glycolic acid, polyglycerol fatty acid ester etc.).

[0120]

As a method for producing the compound of the present
30 invention in the above-mentioned dosage form, a known production method (e.g., the method described in the Japanese Pharmacopoeia) generally used in the pertinent field can be employed. When the above-mentioned dosage form is produced, suitable amounts of additives such as excipient, binder,
35 disintegrant, lubricant, sweetening agent, surfactant,

suspending agent, emulsifier and the like, generally used in the pharmaceutical field, are appropriately added as necessary for production.

[0121]

5 When the compound of the present invention is prepared into a tablet, for example, it can be produced by adding an excipient, a binder, a disintegrant, a lubricant and the like, and when a pill or a granule is to be prepared, it can be produced by adding an excipient, a binder, a disintegrant and
10 the like. When a powder or a capsule is to be prepared, it can be produced by adding an excipient and the like, when a syrup is to be prepared, it can be produced by adding a sweetener and the like, and when an emulsion or a suspension is to be prepared, it can be produced by adding a suspending agent, a surfactant, an
15 emulsifier and the like.

[0122]

 Examples of the excipient include lactose, sucrose, glucose, starch, sucrose, microcrystalline cellulose, powdered glycyrrhiza, mannitol, sodium hydrogen carbonate, calcium
20 phosphate, calcium sulfate and the like.

 Examples of the binder include 5 - 10 wt% starch liquid paste, 10 - 20 wt% gum arabic solution or gelatin solution, 1 - 5 wt% tragacanth solution, carboxymethyl cellulose solution, sodium alginate solution, glycerin and the like.

25 Examples of the disintegrant include starch, calcium carbonate and the like.

 Examples of the lubricant include magnesium stearate, stearic acid, calcium stearate, purified talc and the like.

 Examples of the sweetener include glucose, fructose,
30 invert sugar, sorbitol, xylitol, glycerin, simple syrup and the like.

 Examples of the surfactant include sodium lauryl sulfate, polysorbate 80, sorbitan monofatty acid ester, polyoxyl 40 stearate and the like.

35 Examples of the suspending agent include gum arabic,

sodium alginate, sodium carboxymethyl cellulose, methyl cellulose, bentonite and the like.

Examples of the emulsifier include gum arabic, tragacanth, gelatin, polysorbate 80 and the like.

5 [0123]

Furthermore, when the compound of the present invention is produced in the above-mentioned dosage form, a suitable amount of a colorant, a preservative, an aromatic, a corrigent, a stabilizer, a thickening agent and the like typically used in
10 the field of preparation can be added on demand.

[0124]

As the injection, intravenous injection as well as subcutaneous injection, intracutaneous injection, intramuscular injection, instillation and the like are mentioned, and as the
15 sustained release preparation, an iontophoresis transdermal agent and the like are mentioned.

[0125]

Such injections are prepared by methods known *per se*, or by dissolving, suspending or emulsifying the compound of the
20 present invention in a sterilized aqueous or oily liquid. As an aqueous liquid for injection, physiological saline, isotonic solutions containing glucose or other auxiliary drugs (e.g., D-sorbitol, D-mannitol, sodium chloride and the like) and the like can be mentioned, and they can be used in combination with
25 suitable solubilizing agents, such as alcohols (e.g., ethanol), polyalcohols (e.g., propylene glycol, polyethylene glycol), nonionic surfactants (e.g., polysorbate 80, HCO-50) and the like. As an oily liquid, sesame oil, soybean oil and the like can be mentioned, which may be used in combination with solubilizing
30 agents such as benzyl benzoate, benzyl alcohol and the like. In addition, buffers (e.g., phosphate buffer, sodium acetate buffer), soothing agents (e.g., benzalkonium chloride, procaine hydrochloride and the like), stabilizers (e.g., human serum albumin, polyethylene glycol and the like), preservatives (e.g.,
35 benzyl alcohol, phenol and the like) and the like can be blended.

A prepared injection is generally filled in an ampoule.

[0126]

While the content of the compound of the present invention in the medicament of the present invention varies depending on
5 the form of the pharmaceutical preparation, it is generally about 0.01 to 100 wt%, preferably about 2 to 85 wt%, more preferably about 5 to 70 wt%, relative to the entire preparation.

[0127]

While the content of the additive in the medicament of the
10 present invention varies depending on the form of the pharmaceutical preparation, it is generally about 1 to 99.9 wt%, preferably about 10 to 90 wt%, relative to the entire preparation.

[0128]

15 The compound of the present invention is stable and low toxic, and can be used safely. While the daily dose varies depending on the condition and body weight of patients, the kind of compound, administration route and the like, in the case of, for example, oral administration to patients for the treatment
20 of cancer, the daily dose to an adult (body weight about 60 kg) is about 1 to 1000 mg, preferably about 3 to 300 mg, more preferably about 10 to 200 mg, as an active ingredient (the compound of the present invention), which can be given in a single administration or administered in 2 or 3 portions a day.

25 [0129]

When the compound of the present invention is administered parenterally, it is generally administered in the form of a liquid (e.g., injection). While the dose varies depending on the subject of administration, target organ, symptom, administration
30 method and the like, it is, for example, about 0.01 mg to about 100 mg, preferably about 0.01 to about 50 mg, more preferably about 0.01 to about 20 mg, in the form of an injection, relative to 1 kg body weight, which is preferably given by intravenous injection.

35 [0130]

The compound of the present invention can be used concurrently with other drugs. To be specific, the compound of the present invention can be used together with medicaments such as hormonal therapeutic agents, chemotherapeutic agents, 5 immunotherapeutic agents, medicaments inhibiting the action of cell growth factors or cell growth factor receptors and the like. In the following, the drugs that can be used in combination with the compound of the present invention are abbreviated as "concomitant drugs".

10 [0131]

Examples of the "hormonal therapeutic agents" include fosfestrol, diethylstilbestrol, chlorotrianisene, medroxyprogesterone acetate, megestrol acetate, chlormadinone acetate, cyproterone acetate, danazol, allylestrenol, 15 gestrinone, mepartricin, raloxifene, ormeloxifene, levormeloxifene, anti-estrogens (e.g., tamoxifen citrate, toremifene citrate), pill preparations, mepitiostane, testrolactone, aminoglutethimide, LH-RH agonists (e.g., goserelin acetate, buserelin, leuprorelin), droloxifene, 20 epitiostanol, ethinylestradiol sulfonate, aromatase inhibitors (e.g., fadrozole hydrochloride, anastrozole, retrozole, exemestane, vorozole, formestane), anti-androgens (e.g., flutamide, bicartamide, nilutamide), 5 α -reductase inhibitors (e.g., finasteride, epristeride), adrenal cortex hormone 25 drugs (e.g., dexamethasone, prednisolone, betamethasone, triamcinolone), androgen synthesis inhibitors (e.g., abiraterone), retinoid and drugs that retard retinoid metabolism (e.g., liarozole), and the like.

[0132]

30 Examples of the "chemotherapeutic agents" include alkylating agents, antimetabolites, anticancer antibiotics, plant-derived anticancer agents, and the like.

[0133]

Examples of the "alkylating agents" include nitrogen 35 mustard, nitrogen mustard-N-oxide hydrochloride, chlorambutyl,

cyclophosphamide, ifosfamide, thiotepa, carboquone,
improsulfan tosylate, busulfan, nimustine hydrochloride,
mitobronitol, melphalan, dacarbazine, ranimustine, sodium
estramustine phosphate, triethylenemelamine, carmustine,
5 lomustine, streptozocin, pipobroman, etoglucid, carboplatin,
cisplatin, miboplatin, nedaplatin, oxaliplatin, altretamine,
ambamustine, dibrospidium hydrochloride, fotemustine,
prednimustine, pumitepa, ribomustin, temozolomide, treosulphan,
trophosphamide, zinostatin stimalamer, adozelesin,
10 cystemustine, bizelesin, DDS preparations thereof, and the like.
[0134]

Examples of the "antimetabolites" include mercaptopurine,
6-mercaptopurine riboside, thioinosine, methotrexate,
pemetrexed, enocitabine, cytarabine, cytarabine ocfosfate,
15 ancitabine hydrochloride, 5-FU drugs (e.g., fluorouracil,
tegafur, UFT, doxifluridine, carmofur, gallocitabine, emitefur,
capecitabine), aminopterin, nelzarabine, leucovorin calcium,
tabloid, butocine, calcium folinate, levofolinate calcium,
cladribine, emitefur, fludarabine, gemcitabine,
20 hydroxycarbamide, pentostatin, piritrexim, idoxuridine,
mitoguazone, thiazophrine, ambamustine, bendamustine, DDS
preparations thereof, and the like.
[0135]

Examples of the "anticancer antibiotics" include
25 actinomycin-D, actinomycin-C, mitomycin-C, chromomycin-A3,
bleomycin hydrochloride, bleomycin sulfate, peplomycin sulfate,
daunorubicin hydrochloride, doxorubicin hydrochloride,
aclarubicin hydrochloride, pirarubicin hydrochloride,
epirubicin hydrochloride, neocarzinostatin, mithramycin,
30 sarcomycin, carzinophilin, mitotane, zorubicin hydrochloride,
mitoxantrone hydrochloride, idarubicin hydrochloride, DDS
preparations thereof, and the like.
[0136]

Examples of the "plant-derived anticancer agents" include
35 etoposide, etoposide phosphate, vinblastine sulfate,

vincristine sulfate, vindesine sulfate, teniposide, paclitaxel, docetaxel, vinorelbine, DDS preparations thereof, and the like.
[0137]

Examples of the "immunotherapeutic agents" include
5 Biological Response Modifiers (e.g., picibanil, krestin, sizofiran, lentinan, ubenimex, interferons, interleukins, macrophage colony-stimulating factor, granulocyte colony-stimulating factor, erythropoietin, lymphotoxin, BCG vaccine, *Corynebacterium parvum*, levamisole, polysaccharide K,
10 procodazole, anti-CTLA4 antibody), and the like.
[0138]

Example of the "cell growth factors" of the "medicaments inhibiting the action of cell growth factors or cell growth factor receptors" include any substances that promote cell
15 proliferation, which are normally peptides having not more than 20,000 molecular weight that are capable of exhibiting their activity at low concentrations by binding to a receptor, including

- (1) EGF (epidermal growth factor) or substances possessing
20 substantially the same activity as EGF [e.g., TGF α],
- (2) insulin or substances possessing substantially the same activity as insulin [e.g., insulin, IGF (insulin-like growth factor)-1, IGF-2],
- (3) FGF (fibroblast growth factor) or substances possessing
25 substantially the same activity as FGF [e.g., acidic FGF, basic FGF, KGF (keratinocyte growth factor), FGF-10], and
- (4) other cell growth factors [e.g., CSF (colony stimulating factor), EPO (erythropoietin), IL-2 (interleukin-2), NGF (nerve growth factor), PDGF (platelet-derived growth factor),
30 TGF β (transforming growth factor β), HGF (hepatocyte growth factor), VEGF (vascular endothelial growth factor), heregulin, angiopoietin, and the like].

[0139]

Examples of the "cell growth factor receptors" include
35 any receptors capable of binding to the aforementioned cell

growth factors, including EGF receptor, heregulin receptor (e.g., HER3), insulin receptor, IGF receptor-1, IGF receptor-2, FGF receptor-1 or FGF receptor-2, VEGF receptor, angiopoietin receptor (e.g., Tie2), PDGF receptor, and the like.

5 [0140]

As the "medicaments inhibiting the action of cell growth factors or cell growth factor receptors", EGF inhibitor, TGF α inhibitor, heregulin inhibitor, insulin inhibitor, IGF inhibitor, FGF inhibitor, KGF inhibitor, CSF inhibitor, EPO inhibitor, IL-2
10 inhibitor, NGF inhibitor, PDGF inhibitor, TGF β inhibitor, HGF inhibitor, VEGF inhibitor, angiopoietin inhibitor, EGF receptor inhibitor, HER2 inhibitor, HER4 inhibitor, insulin receptor inhibitor, IGF-1 receptor inhibitor, IGF-2 receptor inhibitor, FGF receptor-1 inhibitor, FGF receptor-2 inhibitor, FGF
15 receptor-3 inhibitor, FGF receptor-4 inhibitor, VEGF receptor inhibitor, Tie-2 inhibitor, PDGF receptor inhibitor, Abl inhibitor, Raf inhibitor, FLT3 inhibitor, c-Kit inhibitor, Src inhibitor, PKC inhibitor, Trk inhibitor, Ret inhibitor, mTOR inhibitor, Aurora inhibitor, PLK inhibitor, MEK(MEK1/2)
20 inhibitor, MET inhibitor, CDK inhibitor, Akt inhibitor, ERK inhibitor and the like are used. More specifically as such agents, anti-VEGF antibody (e.g., Bevacizumab), anti-HER2 antibody (e.g., Trastuzumab, Pertuzumab), anti-EGFR antibody (e.g., Cetuximab, Panitumumab, Matuzumab, Nimotuzumab), anti-
25 VEGFR antibody, Imatinib, Erlotinib, Gefitinib, Sorafenib, Sunitinib, Dasatinib, Lapatinib, Vatalanib, 4-(4-fluoro-2-methyl-1H-indol-5-yloxy)-6-methoxy-7-[3-(1-pyrrolidinyl)propoxy]quinazoline (AZD-2171), Lestaurtinib, Pazopanib, Canertinib, Tandutinib, 3-(4-bromo-2,6-
30 difluorobenzyloxy)-5-[3-[4-(1-pyrrolidinyl)butyl]ureido]isothiazole-4-carboxamide (CP-547632), Axitinib, N-(3,3-dimethyl-2,3-dihydro-1H-indol-6-yl)-2-(pyridin-4-ylmethylamino)pyridine-3-carboxamide (AMG-706), Nilotinib, 6-[4-(4-ethylpiperazin-1-ylmethyl)phenyl]-N-[1(R)-phenylethyl]-7H-
35 pyrrolo[2,3-d]pyrimidin-4-amine (AEE-788), Vandetanib,

Temsirolimus, Everolimus, Enzastaurin, N-[4-[4-(4-methylpiperazin-1-yl)-6-(3-methyl-1H-pyrazol-5-ylamino)pyrimidin-2-ylsulfanyl]phenyl]cyclopropanecarboxamide (VX-680), phosphoric acid 2-[N-[3-[4-[5-[N-(3-fluorophenyl)carbamoylmethyl]-1H-pyrazol-3-ylamino]quinazolin-7-yloxy]propyl]-N-ethylamino]ethyl ester (AZD-1152), 4-[9-chloro-7-(2,6-difluorophenyl)-5H-pyrimido[5,4-d][2]benzazepin-2-ylamino]benzoic acid (MLN-8054), N-[2-methoxy-5-[(E)-2-(2,4,6-trimethoxyphenyl)vinylsulfonylmethyl]phenyl]glycine sodium salt (ON-1910Na), 4-[8-cyclopentyl-7(R)-ethyl-5-methyl-6-oxo-5,6,7,8-tetrahydropteridin-2-ylamino]-3-methoxy-N-(1-methylpiperidin-4-yl)benzamide (BI-2536), 5-(4-bromo-2-chlorophenylamino)-4-fluoro-1-methyl-1H-benzimidazole-6-carboxylic acid 2-hydroxyethyl ester (AZD-6244), N-[2(R),3-dihydroxypropoxy]-3,4-difluoro-2-(2-fluoro-4-iodophenylamino)benzamide (PD-0325901) and the like are used.

[0141]

In addition to the aforementioned drugs, L-asparaginase, aceglatone, procarbazine hydrochloride, protoporphyrin-cobalt complex salt, mercuric hematoporphyrin-sodium, topoisomerase I inhibitors (e.g., irinotecan, topotecan), topoisomerase II inhibitors (e.g., sobuzoxane), differentiation inducers (e.g., retinoid, vitamin D), other angiogenesis inhibitors (e.g., humagillin, shark extract, COX-2 inhibitor), α -blockers (e.g., tamsulosin hydrochloride), bisphosphonic acids (e.g., pamidronate, zoledronate), thalidomide, 5-azacytidine, decitabine, bortezomib, antitumor antibody (e.g., anti-CD20 antibody), toxin labeled antibody and the like can also be used.

[0142]

By combining the compound of the present invention and a concomitant drug, a superior effect such as

- (1) the dose can be reduced as compared to single administration of the compound of the present invention or a concomitant drug,
- (2) the drug to be combined with the compound of the present invention can be selected according to the condition of patients

(mild case, severe case and the like),
(3) the period of treatment can be set longer,
(4) a sustained treatment effect can be designed,
(5) a synergistic effect can be afforded by a combined use of
5 the compound of the present invention and a concomitant drug,
and the like, can be achieved.

[0143]

In the present specification, the compound of the present invention and a concomitant drug used in combination are
10 referred to as the "combination agent of the present invention".

For use of the combination agent of the present invention, the administration time of the compound of the present invention and the concomitant drug is not restricted, and the compound of the present invention and the concomitant drug can be
15 administered to an administration subject simultaneously, or may be administered at different times. The dosage of the concomitant drug may be determined according to the dose clinically set, and can be appropriately selected depending on the administration subject, administration route, disease,
20 combination and the like.

[0144]

Examples of the administration mode of the combined use of the compound of the present invention and the concomitant drug include the following methods: (1) The compound of the present
25 invention and the concomitant drug are simultaneously produced to give a single preparation, which is then administered. (2) The compound of the present invention and the concomitant drug are separately produced to give two kinds of preparations which are administered simultaneously by the same administration route.
30 (3) The compound of the present invention and the concomitant drug are separately produced to give two kinds of preparations which are administered by the same administration route at different times. (4) The compound of the present invention and the concomitant drug are separately produced to give two kinds
35 of preparations which are administered simultaneously by

different administration routes. (5) The compound of the present invention and the concomitant drug are separately produced to give two kinds of preparations which are administered by different administration routes at different times (e.g., the
5 compound of the present invention and the concomitant drug are administered in this order, or in the reverse order).

The dose of the concomitant drug is appropriately determined in accordance with its clinical dose and the ratio of the compound of the present invention and the concomitant drug
10 is appropriately determined depending on the administration subject, administration route, target disease, symptom, combination, and the like. For example, when the administration subject is human, the concomitant drug is used in 0.01 to 100 (parts by weight), relative to 1 part by weight of the compound
15 of the present invention.

[0145]

The combination agent of the present invention has low toxicity and, for example, the compound of the present invention and/or the above-mentioned concomitant drug can be mixed,
20 according to a method known per se, with a pharmacologically acceptable carrier to give pharmaceutical compositions, such as tablets (including sugar-coated tablet, film-coated tablet), powders, granules, capsules (including soft capsule), solutions, injections, suppositories, sustained release agents and the like,
25 which can be safely administered orally or parenterally (e.g., local, rectum, venous, and the like). An injection can be administered by intravenous, intramuscular, subcutaneous or intra-tissue administration, or directly to the lesion.

[0146]

30 As a pharmacologically acceptable carrier which may be used for preparing a preparation of the combination agent of the present invention, those similar to the aforementioned pharmacologically acceptable carriers, that can be used for the production of the medicament of the present invention, can be
35 mentioned. Where necessary, the aforementioned additives that

can be used for the production of the medicament of the present invention, such as preservatives, antioxidants, colorants, sweetening agents, adsorbents, wetting agents and the like can also be appropriately used in appropriate amounts.

5 [0147]

The compounding ratio of the compound of the present invention to the concomitant drug in the combination agent of the present invention can be appropriately set depending on the administration subject, administration route, diseases and the
10 like.

For example, the content of the compound of the present invention in the combination agent of the present invention varies depending on the dosage form, and is usually from about 0.01 to 100% by weight, preferably from about 0.1 to 50% by
15 weight, further preferably from about 0.5 to 20% by weight, based on the entire preparation.

The content of the concomitant drug in the combination agent of the present invention varies depending on the dosage form, and is usually from about 0.01 to 90% by weight, preferably from about 0.1 to 50% by weight, further preferably
20 from about 0.5 to 20% by weight, based on the entire preparation.

The content of additives in the combination agent of the present invention varies depending on the dosage form, and is usually from about 1 to 99.99% by weight, preferably from about
25 10 to 90% by weight, based on the entire preparation.

When the compound of the present invention and the concomitant drug are separately prepared, the same content may be adopted.

[0148]

30 These preparations can be produced by a method known *per se*, which is generally employed in the preparation process.

For example, the compound of the present invention and the concomitant drug can be made into an aqueous injection together with a dispersing agent (e.g., Tween 80 (manufactured by Atlas
35 Powder, US), HCO 60 (manufactured by Nikko Chemicals),

polyethylene glycol, carboxymethylcellulose, sodium alginate, hydroxypropylmethylcellulose, dextrin), a stabilizer (e.g., ascorbic acid, sodium pyrosulfite), a surfactant (e.g., Polysorbate 80, macrogol), a solubilizer (e.g., glycerin, ethanol), a buffer (e.g., phosphoric acid and alkali metal salt thereof, citric acid and alkali metal salt thereof), an isotonizing agent (e.g., sodium chloride, potassium chloride, mannitol, sorbitol, glucose), a pH adjuster (e.g., hydrochloric acid, sodium hydroxide), a preservative (e.g., ethyl paraoxybenzoate, benzoic acid, methylparaben, propylparaben, benzyl alcohol), a dissolving agent (e.g., conc. glycerin, meglumine), a solubilizing agent (e.g., propylene glycol, sucrose), a soothing agent (e.g., glucose, benzyl alcohol), and the like, or can be dissolved, suspended or emulsified in a vegetable oil such as olive oil, sesame oil, cotton seed oil, corn oil and the like or a solubilizing agent such as propylene glycol and the like and prepared into an oily injection, whereby an injection is afforded.

[0149]

In addition, an excipient (e.g., lactose, sucrose, starch), a disintegrating agent (e.g., starch, calcium carbonate), a binder (e.g., starch, gum arabic, carboxymethylcellulose, polyvinylpyrrolidone, hydroxypropylcellulose), a lubricant (e.g., talc, magnesium stearate, polyethylene glycol 6000) and the like may be added to the compound of the present invention or the concomitant drug, and the mixture can be compression-molded, according to a method known *per se* then if desirable, the molded product can be coated by a method known *per se* for the purpose of masking of taste, enteric property or durability, to give a preparation for oral administration.

As the coating agent, for example, hydroxypropylmethylcellulose, ethylcellulose, hydroxymethylcellulose, hydroxypropylcellulose, polyoxyethylene glycol, Tween 80, Pluronic F68, cellulose acetate phthalate, hydroxypropylmethylcellulose phthalate, hydroxymethylcellulose

acetate succinate, Eudoragit (methacrylic acid·acrylic acid copolymer, manufactured by Rohm, DE), pigment (e.g., iron oxide red, titanium dioxide) and the like can be used. The preparation for oral administration may be any of an immediate-release
5 preparation and a sustained release preparation.

[0150]

Moreover, the compound of the present invention and the concomitant drug can be made into an oily or aqueous solid, semisolid or liquid suppository according to a method known *per*
10 *se*, by mixing them with an oily substrate, aqueous substrate or aqueous gel substrate.

As the oily substrate, for example, glycerides of higher fatty acid [e.g., cacao butter, Witepsols (manufactured by Dynamit Nobel, Germany)], glycerides of medium chain fatty acid
15 [e.g., Miglyols (manufactured by Dynamit Nobel, Germany)], or vegetable oils (e.g., sesame oil, soybean oil, cotton seed oil), and the like are mentioned.

Furthermore, as the aqueous substrate, for example, polyethylene glycol, propylene glycol and the like are mentioned,
20 and as the aqueous gel substrate, for example, natural gums, cellulose derivatives, vinyl polymers, acrylic acid polymers and the like are mentioned.

[0151]

As the above-mentioned sustained release preparation,
25 sustained release microcapsules and the like are mentioned. The sustained release microcapsule can be produced by a method known *per se*, for example, a method shown in the following [2].

[0152]

The compound of the present invention is preferably molded
30 into a preparation for oral administration such as a solid preparation (e.g., powder, granule, tablet, capsule) and the like, or molded into a preparation for rectal administration such as a suppository and the like. Particularly, a preparation for oral administration is preferable.

35 The concomitant drug can be made into the above-mentioned

drug form depending on the kind of the drug.

[0153]

[1] An injection of the compound of the present invention or the concomitant drug, and preparation thereof, [2] a sustained
5 release preparation or immediate-release preparation of the compound of the present invention or the concomitant drug, and preparation thereof, [3] a sublingual tablet, buccal or intraoral quick integrating agent of the compound of the present invention or the concomitant drug, and preparation
10 thereof, will be described below specifically.

[0154]

[1] Injection and preparation thereof

An injection prepared by dissolving the compound of the present invention or the concomitant drug into water is
15 preferable. This injection may be allowed to contain a benzoate and/or salicylate.

The injection is obtained by dissolving the compound of the present invention or the concomitant drug, and if desirable, a benzoate and/or salicylate, into water.

20 [0155]

As the above-mentioned salts of benzoic acid and salicylic acid, for example, salts of alkali metals such as sodium, potassium and the like, salts of alkaline earth metals such as calcium, magnesium and the like, ammonium salts,
25 meglumine salts, salts with organic bases such as tromethamol and the like, etc. are listed.

[0156]

The concentration of the compound of the present invention or the concomitant drug in an injection is from 0.5
30 to 50 w/v%, preferably from about 3 to 20 w/v%. The concentration of a benzoate or/and salicylate is from 0.5 to 50 w/v%, preferably from about 3 to 20 w/v%.

[0157]

Into the injection of the present invention, additives
35 usually used in an injection, for example, a stabilizer (e.g.,

ascorbic acid, sodium pyrosulfite), a surfactant (e.g., Polysorbate 80, macrogol), a solubilizer (e.g., glycerin, ethanol), a buffer (e.g., phosphoric acid and alkali metal salt thereof, citric acid and alkali metal salt thereof), an
5 isotonizing agent (e.g., sodium chloride, potassium chloride),
a dispersing agent (e.g., hydroxypropylmethylcellulose, dextrin), a pH regulator (e.g., hydrochloric acid, sodium hydroxide), a preservative (e.g., ethyl paraoxybenzoate, benzoic acid), a dissolving agent (e.g., conc. glycerin,
10 meglumine), a solubilizing agent (e.g., propylene glycol, sucrose), a soothing agent (e.g., glucose, benzyl alcohol), and the like, can be appropriately blended. These additives are generally blended in a proportion usually used in an injection.

15 [0158]

It is advantageous that pH of an injection is controlled from pH 2 to 12, preferably from pH 2.5 to 8.0 by addition of a pH regulator.

An injection is obtained by dissolving the compound of
20 the present invention or the concomitant drug and if desirable, a benzoate and/or a salicylate, and if necessary, the above-mentioned additives into water. These may be dissolved in any order, and can be appropriately dissolved in the same manner as in a conventional method of producing an injection.

25 [0159]

An aqueous solution for injection may be advantageously heated, alternatively, for example, filter sterilization, high pressure heat sterilization and the like can be conducted in the same manner as for a usual injection, to provide an
30 injection.

It may be advantageous that an aqueous solution for injection is subjected to high pressure heat sterilization at 100 to 121°C for 5 to 30 min.

Further, a preparation endowed with an antibacterial
35 property of a solution may also be produced so that it can be

used as a preparation which is divided and administered multiple-times.

[0160]

[2] Sustained release preparation or immediate-release
5 preparation, and preparation thereof

A sustained release preparation is preferable which is obtained, if desirable, by coating a nucleus containing the compound of the present invention or the concomitant drug with a film agent such as a water-insoluble substance, swellable
10 polymer and the like. For example, a sustained release preparation for oral administration of once administration per day type is preferable.

[0161]

As the water-insoluble substance used in a film agent,
15 there are listed, for example, cellulose ethers such as ethylcellulose, butylcellulose and the like, cellulose esters such as cellulose acetate, cellulose propionate and the like, polyvinyl esters such as polyvinyl acetate, polyvinyl butyrate and the like, acrylic acid/methacrylic acid copolymers, methyl
20 methacrylate copolymers, ethoxyethyl methacrylate/cinnamoethyl methacrylate/aminoalkyl methacrylate copolymers, polyacrylic acid, polymethacrylic acid, methacrylic acid alkylamide copolymers, poly(methyl methacrylate), polymethacrylate, polymethacrylamide, aminoalkyl methacrylate copolymers,
25 poly(methacrylic anhydride), glycidyl methacrylate copolymer, particularly, acrylic acid-based polymers such as Eudoragit (manufactured by Rohm Pharma) such as Eudoragit RS-100, RL-100, RS-30D, RL-30D, RL-PO, RS-PO (ethyl acrylate/methyl methacrylate/trimethylchloride methacrylate/ethyl ammonium),
30 Eudoragit NE-30D (methyl methacrylate/ethyl acrylate copolymer), and the like, hydrogenated oils such as hydrogenated castor oil (e.g., Lubri wax (manufactured by Freund Corporation) and the like), waxes such as carnauba wax, fatty acid glycerin ester, paraffin and the like, polyglycerin
35 fatty acid esters, and the like.

[0162]

As the swellable polymer, polymers having an acidic dissociating group and showing pH dependent swell are preferable, and polymers having an acidic dissociating group, which manifest small swelling in acidic regions such as in stomach and large swelling in neutral regions such as in small intestine and large intestine, are preferable.

As such a polymer having an acidic dissociating group and showing pH dependent swell, cross-linkable polyacrylic acid polymers such as, for example, Carbomer 934P, 940, 941, 974P, 980, 1342 and the like, polycarbophil, calcium polycarbophil (last two are manufactured by BF Goodrich), Hiviswako 103, 104, 105, 304 (all are manufactured by Wako Pure Chemical Industries, Ltd.), and the like, are listed.

[0163]

The film agent used in a sustained release preparation may further contain a hydrophilic substance.

As the hydrophilic substance, for example, polysaccharides which may contain a sulfate group such as pullulan, dextrin, alkali metal alginate and the like, polysaccharides having a hydroxyalkyl or carboxyalkyl such as hydroxypropylcellulose, hydroxypropylmethylcellulose, carboxymethylcellulose sodium and the like, methylcellulose, polyvinylpyrrolidone, polyvinyl alcohol, polyethylene glycol and the like can be mentioned.

[0164]

The content of a water-insoluble substance in the film agent of a sustained release preparation is from about 30 to about 90% (w/w), preferably from about 35 to about 80% (w/w), further preferably from about 40 to about 75% (w/w), the content of a swellable polymer is from about 3 to about 30% (w/w), preferably from about 3 to about 15% (w/w). The film agent may further contain a hydrophilic substance, and in which case, the content of a hydrophilic substance in the film agent is about 50% (w/w) or less, preferably about 5 to 40%

(w/w), further preferably from about 5 to 35% (w/w). This % (w/w) indicates % by weight based on a film agent composition which is obtained by removing a solvent (e.g., water, lower alcohols such as methanol, ethanol and the like) from a film agent solution.

[0165]

The sustained release preparation is produced by preparing a nucleus containing a drugs as exemplified below, then, coating the resulted nucleus with a film agent solution prepared by heat-solving a water-insoluble substance, swellable polymer and the like or by dissolving or dispersing it in a solvent.

[0166]

I. Preparation of nucleus containing drug

The form of nucleus containing a drug to be coated with a film agent (hereinafter, sometimes simply referred to as nucleus) is not particularly restricted, and preferably, the nucleus is formed into particles such as a granule or fine particle.

When the nucleus is composed of granules or fine particles, the average particle size thereof is preferably from about 150 to about 2000 μm , further preferably, from about 500 to about 1400 μm .

Preparation of the nucleus can be effected by a usual production method. For example, a suitable excipient, binding agent, disintegrating agent, lubricant, stabilizer and the like are mixed with a drug, and the mixture is subjected to a wet extrusion granulating method, fluidized bed granulating method or the like, to prepare a nucleus.

The content of drugs in a nucleus is from about 0.5 to about 95% (w/w), preferably from about 5.0 to about 80% (w/w), further preferably from about 30 to about 70% (w/w).

[0167]

As the excipient contained in the nucleus, for example, saccharides such as sucrose, lactose, mannitol, glucose and

the like, starch, crystalline cellulose, calcium phosphate, corn starch and the like are used. Among them, crystalline cellulose, corn starch are preferable.

[0168]

5 As the binding agent, for example, polyvinyl alcohol, hydroxypropylcellulose, polyethylene glycol, polyvinyl pyrrolidone, Pluronic F68, gum Arabic, gelatin, starch and the like are used. As the disintegrating agent, for example, carboxymethylcellulose calcium (ECG505), croscarmellose sodium
10 (Ac-Di-Sol), crosslinked polyvinylpyrrolidone (Crospovidone), low substituted hydroxypropylcellulose (L-HPC) and the like are used. Among them, hydroxypropylcellulose, polyvinylpyrrolidone, lower substituted hydroxypropylcellulose are preferable. As the lubricant and coagulation inhibitor,
15 for example, talc, magnesium stearate and inorganic salts thereof are used, and as the lubricating agent, polyethylene glycol and the like are used. As the stabilizer, acids such as tartaric acid, citric acid, succinic acid, fumaric acid, maleic acid and the like, are used.

20 [0169]

As the immediate-release preparation, oral agents and parenteral agents such as an injection and the like are used, and oral agents are preferable.

[0170]

25 The immediate-release preparation, usually, may contain, in addition to an active component drug, also carriers, additives and excipients conventionally used in the pharmaceutical field (hereinafter, sometimes abbreviated as excipient). The excipient used is not particularly restricted
30 providing it is an excipient ordinarily used as a preparation excipient. For example, as the excipient for an oral solid preparation, lactose, starch, corn starch, crystalline cellulose (Avicel PH101, manufactured by Asahi Kasei Corporation, and the like), powder sugar, granulated sugar,
35 mannitol, light anhydrous silicic acid, magnesium carbonate,

calcium carbonate, L-cysteine and the like are listed, and preferably, corn starch and mannitol and the like are listed. These excipients can be used alone or in combination of two or more. The content of the excipient is, for example, from about
5 4.5 to about 99.4 w/w%, preferably from about 20 to about 98.5 w/w%, further preferably from about 30 to about 97 w/w%, based on the total amount of the immediate-release preparation.
[0171]

The content of a drug in the immediate-release
10 preparation can be appropriately selected in the range from about 0.5 to about 95 w/w%, preferably from about 1 to about 60 w/w% based on the total amount of the immediate-release preparation.
[0172]

15 When the immediate-release preparation is an oral solid preparation, it usually contains, in addition to the above-mentioned components, also an disintegrating agent. As this disintegrating agent, for example, carboxymethylcellulose calcium (ECG-505, manufactured by Gotoku Yakuhin),
20 croscarmellose sodium (e.g., Actisol, manufactured by Asahi Kasei Corporation), crospovidone (e.g., Kollidon CL, manufactured by BASF), low substituted hydroxypropylcellulose (manufactured by Shin-Etsu Chemical Co., Ltd.), carboxymethylstarch (manufactured by Matsutani Kagaku K.K.),
25 carboxymethylstarch sodium (Exprotab, manufactured by Kimura Sangyo), partially pregelatinized starch (PCS, manufactured by Asahi Kasei Corporation), and the like are used, and for example, those which disintegrate a granule by absorbing water in contact with water, causing swelling, or making a channel
30 between an effective ingredient constituting the nucleus and an excipient, can be used. These disintegrating agents can be used alone or in combination of two or more. The amount of the disintegrating agent used is appropriately selected depending on the kind and blending amount of a drug used, design of
35 releasing property, and the like, and for example, from about

0.05 to about 30 w/w%, preferably from about 0.5 to about 15 w/w%, based on the total amount of the immediate-release preparation.

[0173]

5 When the immediate-release preparation is an oral solid preparation, it may further contain, in addition to the above-mentioned composition, if desired, additives conventional in solid preparations. As such an additive, there are used, for example, a binder (e.g., sucrose, gelatin, gum Arabic powder, 10 methylcellulose, hydroxypropylcellulose, hydroxypropylmethylcellulose, carboxymethylcellulose, polyvinylpyrrolidone, pullulan, dextrin and the like), a lubricant (e.g., polyethylene glycol, magnesium stearate, talc, light anhydrous silicic acid (e.g., Aerosil (manufactured by 15 Nippon Aerosil))), a surfactant (e.g., anionic surfactants such as sodium alkylsulfate and the like, nonionic surfactants such as polyoxyethylene fatty acid ester and polyoxyethylene sorbitan fatty acid ester, polyoxyethylene castor oil derivatives and the like), a colorant (e.g., tar coloring 20 matter, caramel, iron oxide red, titanium oxide, riboflavins), if necessary, an appetizing agent (e.g., sweetening agent, flavoring agent and the like), an adsorbent, preservative, wetting agent, antistatic agent, and the like. Further, as the stabilizer, an organic acid such as tartaric acid, citric acid, 25 succinic acid, fumaric acid and the like may also be added.

[0174]

As the above-mentioned binder, hydroxypropylcellulose, polyethylene glycol and polyvinylpyrrolidone and the like are preferably used.

30 [0175]

The immediate-release preparation can be prepared by, based on a usual technology of producing preparations, mixing the above-mentioned components, and if necessary, further kneading the mixture, and molding it. The above-mentioned 35 mixing is conducted by generally used methods, for example,

mixing, kneading and the like. Specifically, when a immediate-release preparation is formed, for example, into a particle, it can be prepared, according to the same means as in the above-mentioned method for preparing a nucleus of a sustained
5 release preparation, by mixing the components using a vertical granulator, universal kneader (manufactured by Hata Tekkosho), fluidized bed granulator FD-5S (manufactured by Powrex Corporation), and the like, and then, granulating the mixture by a wet extrusion granulation method, fluidized bed
10 granulation method and the like.

[0176]

Thus obtained immediate-release preparation and sustained release preparation may be themselves made into products or made into products appropriately together with preparation
15 excipients and the like, separately, by an ordinary method, then, may be administered simultaneously or may be administered in combination at any administration interval, or they may be themselves made into one preparation for oral administration (e.g., granule, fine particle, tablet, capsule
20 and the like) or made into one preparation for oral administration appropriately together with preparation excipients and the like. It may also be permissible that they are made into granules or fine particles, and filled in the same capsule to be used as a preparation for oral
25 administration.

[0177]

[3] Sublingual tablet, buccal or intraoral quick disintegrating agent and preparation thereof

Sublingual tablet, buccal preparation or intraoral quick
30 disintegrating agents may be a solid preparation such as tablet and the like, or may be an oral mucosa membrane patch (film).

As the sublingual, buccal or intraoral quick disintegrating agent, a preparation containing the compound of
35 the present invention or the concomitant drug and an excipient

is preferable. It may contain also auxiliary agents such as a lubricant, isotonizing agent, hydrophilic carrier, water-dispersible polymer, stabilizer and the like. Further, for easy absorption and increased *in vivo* use efficiency, β -cyclodextrin or β -cyclodextrin derivatives (e.g., hydroxypropyl- β -cyclodextrin and the like) and the like may also be contained.

[0178]

As the above-mentioned excipient, lactose, sucrose, D-mannitol, starch, crystalline cellulose, light anhydrous silicic acid and the like are listed. As the lubricant, magnesium stearate, calcium stearate, talc, colloidal silica and the like are listed, and particularly, magnesium stearate and colloidal silica are preferable. As the isotonizing agent, sodium chloride, glucose, fructose, mannitol, sorbitol, lactose, saccharose, glycerin, urea and the like are listed, and particularly, mannitol is preferable. As the hydrophilic carrier, swellable hydrophilic carriers such as crystalline cellulose, ethylcellulose, crosslinkable polyvinylpyrrolidone, light anhydrous silicic acid, silicic acid, dicalcium phosphate, calcium carbonate and the like are listed, and particularly, crystalline cellulose (e.g., microcrystalline cellulose and the like) is preferable. As the water-dispersible polymer, gums (e.g., gum tragacanth, acacia gum, cyamopsis gum), alginates (e.g., sodium alginate), cellulose derivatives (e.g., methylcellulose, carboxymethylcellulose, hydroxymethylcellulose, hydroxypropylcellulose, hydroxypropylmethylcellulose), gelatin, water-soluble starch, polyacrylic acids (e.g., Carbomer), polymethacrylic acid, polyvinyl alcohol, polyethylene glycol, polyvinylpyrrolidone, polycarbophil, ascorbic acid, palmitates and the like are listed, and hydroxypropylmethylcellulose, polyacrylic acid, alginate, gelatin, carboxymethylcellulose, polyvinylpyrrolidone, polyethylene glycol and the like are preferable. Particularly, hydroxypropylmethylcellulose is

preferable. As the stabilizer, cysteine, thiosorbitol, tartaric acid, citric acid, sodium carbonate, ascorbic acid, glycine, sodium sulfite and the like are listed, and particularly, citric acid and ascorbic acid are preferable.

5 [0179]

The sublingual, buccal or intraoral quick disintegrating agent can be produced by mixing the compound of the present invention or the concomitant drug and an excipient by a method known *per se*. Further, if desired, the above-mentioned
10 auxiliary agents such as a lubricant, isotonizing agent, hydrophilic carrier, water-dispersible polymer, stabilizer, colorant, sweetening agent, preservative and the like may be mixed. The sublingual, buccal or intraoral quick disintegrating agent is obtained by mixing the above-mentioned
15 components simultaneously or at a time interval, then subjecting the mixture to tablet-making molding under pressure. For obtaining suitable hardness, it may also be permissible that the materials are moistened by using a solvent such as water, alcohol and the like if desired before and after the
20 tablet making process, and after the molding, the materials are dried, to obtain a product.

[0180]

In the case of molding into a mucosa membrane patch (film), the compound of the present invention or the
25 concomitant drug and the above-mentioned water-dispersible polymer (preferably, hydroxypropylcellulose, hydroxypropylmethylcellulose), excipient and the like are dissolved in a solvent such as water and the like, and the resulted solution is cast to give a film. Further, additives
30 such as a plasticizer, stabilizer, antioxidant, preservative, colorant, buffer, sweetening agent and the like may also be added. For imparting suitable elasticity to the film, glycols such as polyethylene glycol, propylene glycol and the like may be contained, or for enhancing adhesion of the film to an
35 intraoral mucosa membrane lining, a bio-adhesive polymer (e.g.,

polycarbophil, carbopol) may also be contained. In the casting, a solution is poured on the non-adhesive surface, spread to uniform thickness (preferably, about 10 to 1000 micron) by an application tool such as a doctor blade and the like, then, 5 the solution is dried to form a film. It may be advantageous that thus formed film is dried at room temperature or under heat, and cut into a desired area.

[0181]

As the preferable intraoral quick disintegrating agent, 10 there are listed solid quick scattering dose agents composed of a network body comprising the compound of the present invention or the concomitant drug, and a water-soluble or water-diffusible carrier which is inert to the compound of the present invention or concomitant drug, are listed. This 15 network body is obtained by sublimating a solvent from the composition constituted of a solution prepared by dissolving the compound of the present invention or the concomitant drug in a suitable solvent.

[0182]

20 It is preferable that the composition of an intraoral quick disintegrating agent contains a matrix forming agent and a secondary component, in addition to the compound of the present invention or the concomitant drug.

[0183]

25 Examples of the matrix forming agent include animal proteins or vegetable proteins such as gelatins, dextrans, soybean, wheat and psyllium seed protein and the like; rubber substances such as gum Arabic, guar gum, agar, xanthan and the like; polysaccharides; alginic acids; carboxymethylcelluloses; 30 carageenans; dextrans; pectines; synthetic polymers such as polyvinylpyrrolidone and the like; substances derived from a gelatin-gum Arabic complex, and the like. Further, saccharides such as mannitol, dextrose, lactose, galactose, trehalose and the like; cyclic saccharides such as cyclodextrin and the 35 like; inorganic salts such as sodium phosphate, sodium

chloride and aluminum silicate and the like; amino acids having 2 to 12 carbon atoms such as glycine, L-alanine, L-aspartic acid, L-glutamic acid, L-hydroxyproline, L-isoleucine, L-leucine, L-phenylalanine and the like, are contained.

5 [0184]

One or more of the matrix forming agents can be introduced in a solution or suspension before solidification. Such a matrix forming agent may be present in addition to a surfactant, or may be present while a surfactant being
10 excluded. The matrix forming agents aid to maintain the compound of the present invention or the concomitant drug in the solution or suspension in diffused condition, in addition to formation of the matrix.

[0185]

15 The composition may contain secondary components such as a preservative, antioxidant, surfactant, thickening agent, colorant, pH controlling agent, flavoring agent, sweetening agent, food taste masking agent and the like. As the suitable colorant, there are listed red, black and yellow iron oxides,
20 and FD & C dyes such as FD & C Blue 2, FD & C Red 40 and the like manufactured by Ellis and Everard. Examples of the suitable flavoring agent include mint, raspberry, licorice, orange, lemon, grapefruit, caramel, vanilla, cherry, grape flavor and combinations thereof. Examples of the suitable pH
25 controlling agent include citric acid, tartaric acid, phosphoric acid, hydrochloric acid and maleic acid. Examples of the suitable sweetening agent include aspartame, acesulfame K and thaumatin and the like. Examples of the suitable food taste masking agent include sodium bicarbonate, ion exchange
30 resin, cyclodextrin-inclusion compounds, adsorbent substances and microcapsulated apomorphine.

[0186]

The preparation contains the compound of the present invention or the concomitant drug in an amount usually from
35 about 0.1 to about 50% by weight, preferably from about 0.1 to

about 30% by weight, and preferable are preparations (such as the above-mentioned sublingual tablet, buccal and the like) which can dissolve 90% or more of the compound of the present invention or the concomitant drug (into water) within the time
5 range of about 1 to about 60 min, preferably of about 1 to about 15 min, more preferably of about 2 to about 5 min, and intraoral quick disintegrating preparations which are disintegrated within the range of 1 to 60 sec, preferably of 1 to 30 sec, further preferably of 1 to 10 sec, after placed in
10 an oral cavity.

[0187]

The content of the above-mentioned excipient in the whole preparation is from about 10 to about 99% by weight, preferably from about 30 to about 90% by weight. The content
15 of β -cyclodextrin or β -cyclodextrin derivative in the whole preparation is from 0 to about 30% by weight. The content of the lubricant in the whole preparation is from about 0.01 to about 10% by weight, preferably from about 1 to about 5% by weight. The content of the isotonizing agent in the whole
20 preparation is from about 0.1 to about 90% by weight, preferably, from about 10 to about 70% by weight. The content of the hydrophilic carrier in the whole preparation is from about 0.1 to about 50% by weight, preferably, from about 10 to about 30% by weight. The content of the water-dispersible
25 polymer in the whole preparation is from about 0.1 to about 30% by weight, preferably, from about 10 to about 25% by weight. The content of the stabilizer in the whole preparation is from about 0.1 to about 10% by weight, preferably, from about 1 to 5% by weight. The above-mentioned preparation may
30 further contain additives such as a colorant, sweetening agent, preservative and the like, if necessary.

[0188]

The dosage of a combination agent of the present invention differs depending on the kind of a compound of the present
35 invention, age, body weight, condition, drug form,

administration method, administration period and the like, and for example, for one cancer patient (adult, body weight: about 60 kg), the combination agent is administered intravenously, at a dose of about 0.01 to about 1000 mg/kg/day, preferably about
5 0.01 to about 100 mg/kg/day, more preferably about 0.1 to about 100 mg/kg/day, particularly about 0.1 to about 50 mg/kg/day, especially about 1.5 to about 30 mg/kg/day, in terms of the compound of the present invention or the concomitant drug, respectively, once or several times in division a day. Of course,
10 since the dose as described above varies depending on various conditions, amounts smaller than the above-mentioned dosage may sometimes be sufficient, further, amounts over that range sometimes have to be administered.

[0189]

15 The amount of the concomitant drug can be set at any value unless side effects are problematical. The daily dosage in terms of the concomitant drug differs depending on the severity of the symptom, age, sex, body weight, sensitivity difference of the administration subject, administration period, interval, and
20 nature, pharmacy, kind of the pharmaceutical preparation, kind of effective ingredient, and the like, and not particularly restricted, and the amount of a drug is, in the case of oral administration for example, usually from about 0.001 to 2000 mg, preferably from about 0.01 to 500 mg, further preferably from
25 about 0.1 to 100 mg, per 1 kg of a mammal, which is usually administered once to 4-times in division a day.

[0190]

In administration of a combination agent of the present invention, the compound of the present invention may be
30 administered after administration of the concomitant drug or the concomitant drug may be administered after administration of the compound of the present invention, though they may be administered simultaneously. When administered at a time interval, the interval differs depending on the effective
35 ingredient to be administered, drug form and administration

method, and for example, when the concomitant drug is administered first, a method in which the compound of the present invention is administered within time range of from 1 min to 3 days, preferably from 10 min to 1 day, more preferably
5 from 15 min to 1 hr after administration of the concomitant drug is exemplified. When the compound of the present invention is administered first, a method in which the concomitant drug is administered within time range of from 1 min to 1 day, preferably from 10 min to 6 hrs, more preferably from 15 min to
10 1 hr after administration of the compound of the present invention is exemplified.

[0191]

In a preferable administration method, for example, the concomitant drug which has been molded into an oral
15 administration preparation is administered orally at a daily dose of about 0.001 to 200 mg/kg, and about 15 min later, the compound of the present invention which has been molded into an oral administration preparation is administered orally at a daily dose of about 0.005 to 100 mg/kg.

20 [0192]

Furthermore, the compound of the present invention or the combination agent of the present invention can be used concurrently with a non-drug therapy. To be precise, the compound of the present invention or the combination agent of
25 the present invention can be combined with a non-drug therapy such as (1) surgery, (2) hypertensive chemotherapy using angiotensin II etc., (3) gene therapy, (4) thermotherapy, (5) cryotherapy, (6) laser cauterization, (7) radiotherapy, and the like.

30 [0193]

For example, by using the compound of the present invention or the combination agent of the present invention before or after an surgery and the like, or before or after a combined treatment of two or three kinds thereof, effects such
35 as prevention of emergence of resistance, prolongation of

Disease-Free Survival, suppression of cancer metastasis or recurrence, prolongation of life and the like can be afforded.
[0194]

In addition, it is possible to combine a treatment with
5 the compound of the present invention or the combination agent
of the present invention with a supportive therapy [(i)
administration of antibiotic (e.g., β -lactam type such as
pansporin etc., macrolide type such as clarithromycin etc.) for
the complication with various infectious diseases, (ii)
10 administration of high-calorie transfusion, amino acid
preparation or general vitamin preparation for the improvement
of malnutrition, (iii) administration of morphine for pain
mitigation, (iv) administration of a medicament for ameliorating
side effects such as nausea, vomiting, anorexia, diarrhea,
15 leucopenia, thrombocytopenia, decreased hemoglobin concentration,
hair loss, hepatopathy, renopathy, DIC, fever and the like and
(v) administration of a medicament for suppressing multiple drug
resistance of cancer and the like].
[0195]

20 Preferably, the compound of the present invention or the
combination agent of the present invention is administered
orally (including sustained-release preparations), intravenously
(including boluses, infusions and clathrates), subcutaneously
and intramuscularly (including boluses, infusions and sustained-
25 release preparations), transdermally, intratumorally or
proximally before or after the above-described treatment is
conducted.
[0196]

As a period for administering the compound of the present
30 invention or the combination agent of the present invention
before the surgery, etc., for example, it can be administrated
1-time about 30 min to 24 hrs before the surgery, etc., or in 1
to 3 cycles about 3 months to 6 months before the surgery, etc.
In this way, the surgery, etc. can be conducted easily because,
35 for example, a cancer tissue would be reduced by administering

the compound of the present invention or the combination agent of the present invention before the surgery, and the like.

[0197]

As a period for administering the compound of the present invention or the combination agent of the present invention after the surgery, etc., for example, it can be administrated repeatedly per a few weeks to 3 months, about 30 min to 24 hrs after the surgery, and the like. In this way, it enhances the effect of the surgery, etc. by administering the compound of the present invention or the combination agent of the present invention after the surgery, and the like.

Examples

[0198]

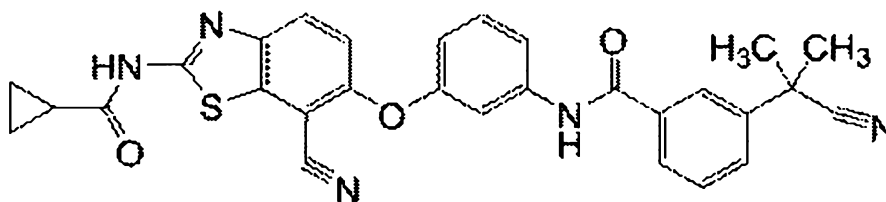
The present invention is explained in more detail in the following by referring to Examples, Formulation Examples, Experimental Examples and Test Examples, which are not to be construed as limitative.

[0199]

Example 1

production of N-[3-({7-cyano-2-[(cyclopropylcarbonyl)amino]-1,3-benzothiazol-6-yl}oxy)phenyl]-3-(1-cyano-1-methylethyl)benzamide

[0200]



25

[0201]

(i) Production of 3-(1-cyano-1-methylethyl)-N-(3-hydroxyphenyl)benzamide

3-(1-Cyano-1-methylethyl)benzoic acid (20.0 g, 105 mmol) was dissolved in tetrahydrofuran (105 mL), and oxalyl chloride (10.8 mL, 126 mmol) and N,N-dimethylformamide (20 μ L) were added. The reaction mixture was stirred at room temperature

for 1 hr, and the solvent was evaporated under reduced pressure to give 3-(1-cyano-1-methylethyl)benzoyl chloride. To a solution of 3-aminophenol (11.4 g, 105 mmol) in tetrahydrofuran (200 mL) was added a suspension of sodium hydrogen carbonate (26.5 g, 315 mmol) in water (315 mL), and the mixture was vigorously stirred at room temperature. A solution of 3-(1-cyano-1-methylethyl)benzoyl chloride in tetrahydrofuran (105 mL) produced above was added dropwise, and the mixture was stirred at room temperature for 16 hr. Ethyl acetate (300 mL) was added to the reaction mixture, and the aqueous layer was separated. The organic layer was washed with saturated brine (300 mL) and dried over anhydrous sodium sulfate. Insoluble material was filtered off, and the filtrate was concentrated under reduced pressure. The obtained solid was washed with a mixed solvent (1:1) of diisopropyl ether and n-hexane to give the title compound (27.0 g, 92%) as a white powder.

¹H-NMR (DMSO-d₆, 300 MHz) δ 1.75 (6H, s), 6.36 - 6.65 (1H, m), 7.04 - 7.20 (2H, m), 7.27 - 7.38 (1H, m), 7.59 (1H, t, J = 7.8 Hz), 7.66 - 7.80 (1H, m), 7.91 (1H, dt, J = 7.8, 1.2 Hz), 8.01 (1H, t, J = 1.8 Hz), 9.44 (1H, s), 10.18 (1H, s).

[0202]

(ii) Production of 3-(1-cyano-1-methylethyl)-N-[3-(2-cyano-4-nitrophenoxy)phenyl]benzamide

To a solution of 3-cyano-4-fluoronitrobenzene (1.76 g, 10.5 mmol) and 3-(1-cyano-1-methylethyl)-N-(3-hydroxyphenyl)benzamide (2.97 g, 10.5 mmol) in N,N-dimethylformamide (20 mL) was added potassium carbonate (2.17 g, 15.7 mmol), and the mixture was stirred at 70°C for 12 hr. The reaction mixture was cooled to room temperature, insoluble material was filtered off, water (100 mL) was added to the filtrate, and the mixture was extracted with ethyl acetate (200 mL). The organic layer was washed with saturated brine (100 mL×2), dried over anhydrous sodium sulfate, and insoluble material was filtered off. The obtained organic layer was

purified by basic silica gel column chromatography (eluate: ethyl acetate), and the obtained solution was concentrated under reduced pressure to give the title compound (4.21 g, 94%) as a yellow oil.

5 $^1\text{H-NMR}$ (DMSO-d_6 , 300 MHz) δ 1.75 (6H, s), 7.01 - 7.19 (2H, m), 7.55 (1H, t, $J = 8.1$ Hz), 7.61 (1H, t, $J = 7.8$ Hz), 7.68 - 7.80 (2H, m), 7.81 (1H, t, $J = 2.1$ Hz), 7.89 - 7.99 (1H, m), 8.03 (1H, t, $J = 1.7$ Hz), 8.48 (1H, dd, $J = 9.4, 2.8$ Hz), 8.88 (1H, d, $J = 2.8$ Hz), 10.56 (1H, s).

10 [0203]

(iii) Production of N-[3-(4-amino-2-cyanophenoxy)phenyl]-3-(1-cyano-1-methylethyl)benzamide

A suspension of 3-(1-cyano-1-methylethyl)-N-[3-(2-cyano-4-nitrophenoxy)phenyl]benzamide (4.18 g, 9.80 mmol), calcium
15 chloride (3.43 g, 29.4 mmol) and reduced iron (2.73 g, 49.0 mmol) in ethanol (70 mL)/water (7 mL) was stirred with heating at 80°C for 16 hr. The reaction mixture was cooled to room temperature, and insoluble material was filtered off through a pad of celite and washed with ethanol. The filtrate and
20 washings were combined and the mixture was concentrated under reduced pressure. The obtained residue was diluted with ethyl acetate (200 mL), washed successively with 5% aqueous sodium hydrogen carbonate solution (200 mL \times 2) and saturated brine (200 mL \times 2), and dried over anhydrous sodium sulfate. Insoluble
25 material was filtered off, and the filtrate was concentrated under reduced pressure. The obtained residue was purified by basic silica gel column chromatography (eluate: ethyl acetate), and the obtained solution was concentrated under reduced pressure to give the title compound (3.18 g, 82%) as a yellow
30 oil.

$^1\text{H-NMR}$ (DMSO-d_6 , 300 MHz) δ 1.74 (6H, s), 5.48 - 5.66 (2H, br s), 6.65 - 6.80 (1H, m), 6.86 - 7.05 (3H, m), 7.34 (1H, t, $J = 8.1$ Hz), 7.42 (1H, t, $J = 2.1$ Hz), 7.48 - 7.55 (1H, m), 7.58 (1H, t, $J = 7.8$ Hz), 7.69 - 7.81 (1H, m), 7.84 - 7.94 (1H, m),
35 8.00 (1H, t, $J = 1.7$ Hz), 10.35 (1H, s).

[0204]

(iv) Production of N-{3-[(2-amino-7-cyano-1,3-benzothiazol-6-yl)oxy]phenyl}-3-(1-cyano-1-methylethyl)benzamide

Potassium thiocyanate (1.84 g, 18.9 mmol) was suspended
5 in acetic acid (20 mL), and the mixture was stirred at room
temperature for 10 min. N-[3-(4-Amino-2-cyanophenoxy)phenyl]-
3-(1-cyano-1-methylethyl)benzamide (1.5 g, 3.78 mmol) was
added to the obtained solution, and the mixture was further
stirred at room temperature for 10 min. A solution of bromine
10 (635 mg, 3.97 mmol) in acetic acid (10 mL) was added dropwise
to the obtained solution over 15 min. After the completion of
the dropwise addition, and the mixture was stirred at room
temperature for 4 hr. A solution of potassium thiocyanate
(0.734 g, 7.56 mmol) and bromine (241 mg, 1.51 mmol) in acetic
15 acid (5 mL) was added, the mixture was further stirred for 1
hr. Insoluble material was filtered off and washed with acetic
acid. The filtrate and washings were combined and the mixture
was concentrated under reduced pressure. The obtained residue
was suspended in ethyl acetate (200 mL)/tetrahydrofuran (20
20 mL), washed successively with 1N aqueous sodium hydroxide
solution (100 mL), 5% aqueous sodium hydrogen carbonate
solution (200 mL) and saturated brine (200 mL), and dried over
anhydrous sodium sulfate. Insoluble material was filtered off,
and the filtrate was purified by basic silica gel column
25 chromatography (eluate: ethyl acetate). The obtained solution
was concentrated under reduced pressure to give the title
compound (1.38 g, 81%) as a yellow powder.

¹H-NMR (DMSO-d₆, 300 MHz) δ 1.74 (6H, s), 6.81 - 6.91 (1H, m),
7.04 (1H, d, J = 8.7 Hz), 7.41 (1H, t, J = 8.1 Hz), 7.49 -
30 7.67 (4H, m), 7.69 - 7.80 (1H, m), 7.84 - 7.95 (3H, m), 8.00
(1H, t, J = 1.7 Hz), 10.39 (1H, s).

[0205]

(v) Production of N-[3-((7-cyano-2-
[(cyclopropylcarbonyl)amino]-1,3-benzothiazol-6-
35 yl)oxy)phenyl]-3-(1-cyano-1-methylethyl)benzamide

To a solution of N-{3-[(2-amino-7-cyano-1,3-benzothiazol-6-yl)oxy]phenyl}-3-(1-cyano-1-methylethyl)benzamide (150 mg, 0.33 mmol) in pyridine (2 mL) was added cyclopropanecarbonyl chloride (59 μ L, 0.66 mmol), and the mixture was stirred at
5 room temperature for 2 hr. The reaction mixture was concentrated under reduced pressure. The residue was suspended in ethyl acetate (50 mL), washed with 5% aqueous sodium hydrogen carbonate solution (50 mL) and saturated brine (50 mL), successively, and dried over anhydrous sodium sulfate.
10 Insoluble material was filtered off, and the filtrate was concentrated under reduced pressure. The obtained residue was purified by silica gel column chromatography (ethyl acetate/n-hexane=30/70 \rightarrow 100/0), and the obtained solution was concentrated under reduced pressure. The residue was
15 crystallized from ethyl acetate to give the title compound (119 mg, 69%) as a white powder.

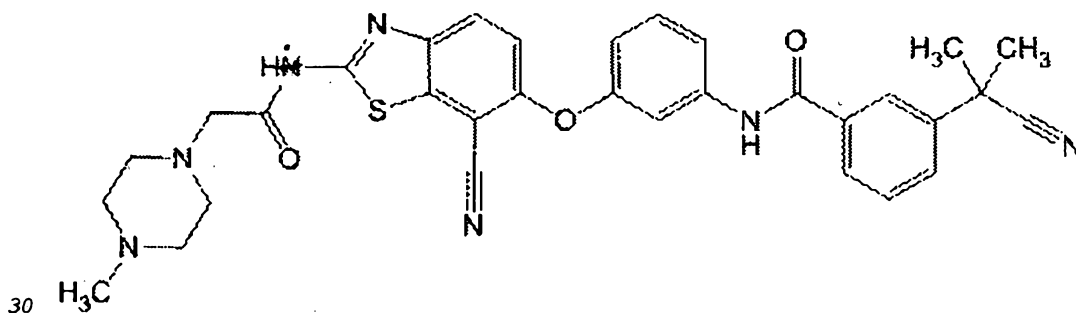
$^1\text{H-NMR}$ (DMSO- d_6 , 300 MHz) δ 0.90 - 1.09 (4H, m), 1.74 (6H, s), 1.96 - 2.10 (1H, m), 6.93 (1H, dd, J = 7.7, 2.1 Hz), 7.20 (1H, d, J = 8.9 Hz), 7.45 (1H, t, J = 8.1 Hz), 7.54 - 7.68 (3H, m),
20 7.70 - 7.81 (1H, m), 7.91 (1H, d, J = 7.9 Hz), 8.00 (1H, t, J = 1.7 Hz), 8.05 (1H, d, J = 8.9 Hz), 10.43 (1H, s), 13.01 (1H, br s).

[0206]

Example 2

25 Production of 3-(1-cyano-1-methylethyl)-N-{3-[(7-cyano-2-[(4-methylpiperazin-1-yl)acetyl]amino)-1,3-benzothiazol-6-yl]oxy]phenyl}benzamide

[0207]



[0208]

To a solution of N-{3-[(2-amino-7-cyano-1,3-benzothiazol-6-yl)oxy]phenyl}-3-(1-cyano-1-methylethyl)benzamide (150 mg, 0.33 mmol) produced in Example 1 (iv) in N,N-dimethylacetamide (3 mL) was added chloroacetyl chloride (58 μ L, 0.73 mmol), and the mixture was stirred at room temperature for 2 hr. 5% Aqueous sodium hydrogen carbonate solution (10 mL) was added to the reaction mixture, and the mixture was extracted with ethyl acetate (10 mL). The extract was washed with saturated brine (10 mL), and dried over anhydrous sodium sulfate. Insoluble material was filtered off, the filtrate was concentrated under reduced pressure, the obtained residue was dissolved in tetrahydrofuran (3 mL). Triethylamine (136 μ L, 0.99 mmol) and 1-methylpiperazine (110 μ L, 0.99 mmol) were added to the mixture, and the mixture was stirred at 80°C for 8 hr. The reaction mixture was cooled to room temperature, diluted with ethyl acetate (10 mL), washed successively with water (10 mL) and saturated brine (10 mL), and dried over anhydrous sodium sulfate. Insoluble material was filtered off, the filtrate was concentrated under reduced pressure, and the obtained residue was purified by basic silica gel column chromatography (methanol/ethyl acetate=0/100 \rightarrow 15/85). The obtained solution was concentrated under reduced pressure. The residue was crystallized from ethyl acetate/diisopropyl ether to give the title compound (126 mg, 64%) as a white powder.

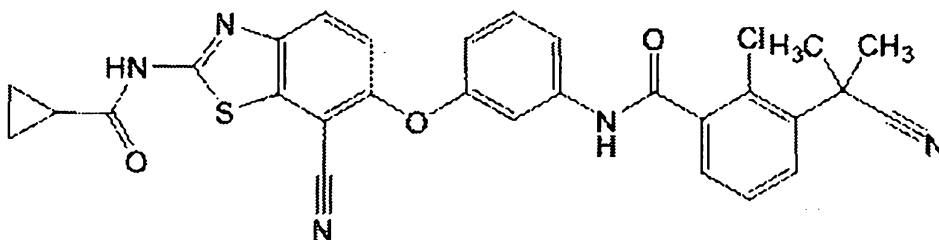
$^1\text{H-NMR}$ (DMSO- d_6 , 300 MHz) δ 1.74 (6H, s), 2.17 (3H, s), 2.37 (4H, br s), 2.56 (6H, br s), 6.89 - 7.00 (1H, m), 7.20 (1H, d, J = 9.0 Hz), 7.45 (1H, t, J = 8.2 Hz), 7.54 - 7.68 (3H, m), 7.73 - 7.79 (1H, m), 7.91 (1H, d, J = 7.9 Hz), 8.00 (1H, t, J = 1.7 Hz), 8.05 (1H, d, J = 9.0 Hz), 10.43 (1H, s).

[0209]

Example 3

Production of 2-chloro-N-[3-({7-cyano-2-[(cyclopropylcarbonyl)amino]-1,3-benzothiazol-6-yl}oxy)phenyl]-3-(1-cyano-1-methylethyl)benzamide

[0210]



[0211]

5 (i) Production of 2-(3-aminophenoxy)-5-nitrobenzonitrile

To a solution of 2-fluoro-5-nitrobenzonitrile (5.00 g, 30.1 mmol) and 3-aminophenol (3.28 g, 30.1 mmol) in N,N-dimethylformamide (30 mL) was added potassium carbonate (6.23 g, 45.2 mmol), and the mixture was stirred at 60°C for 2 hr.

10 The reaction mixture was cooled to room temperature, insoluble material was filtered off and washed with ethyl acetate (150 mL). The filtrate and washings were combined and the mixture was concentrated under reduced pressure. The obtained residue was diluted with ethyl acetate (200 mL), washed with 5%

15 aqueous sodium hydrogen carbonate solution (100 mL) and saturated brine (100 mL), successively, and dried over anhydrous sodium sulfate. Insoluble material was filtered off, and the filtrate was concentrated under reduced pressure. The obtained residue was purified by basic silica gel column

20 chromatography (ethyl acetate/n-hexane=20/80→70/30) and the obtained solution was concentrated under reduced pressure. The residue was crystallized from ethyl acetate/n-hexane to give the title compound (5.09 g, 66%) as a yellow powder.

¹H-NMR (DMSO-d₆, 300 MHz) δ 5.48 (2H, s), 6.31 - 6.37 (1H, m), 6.38 (1H, t, J = 2.2 Hz), 6.51 - 6.58 (1H, m), 7.03 (1H, d, J = 9.4 Hz), 7.11 - 7.20 (1H, m), 8.45 (1H, dd, J = 9.4, 2.8 Hz), 8.82 (1H, d, J = 2.8 Hz).

[0212]

(ii) Production of N-[3-(2-cyano-4-nitrophenoxy)phenyl]-2,2,2-trifluoroacetamide

30

To a solution of 2-(3-aminophenoxy)-5-nitrobenzonitrile

(2.50 g, 9.79 mmol) in tetrahydrofuran (25 mL) was added trifluoroacetic anhydride (1.62 mL, 11.6 mmol), and the mixture was stirred at room temperature for 14 hr. The reaction mixture was diluted with ethyl acetate (200 mL),
5 washed successively with water (100 mL), 5% aqueous sodium hydrogen carbonate solution (100 mL×2) and saturated brine (100 mL), and dried over anhydrous sodium sulfate. Insoluble material was filtered off, and the filtrate was concentrated under reduced pressure to give the title compound (3.17 g,
10 92%) as a yellow oil.

¹H-NMR (DMSO-d₆, 300 MHz) δ 7.09 (1H, d, J = 9.3 Hz), 7.17 - 7.22 (1H, m), 7.54 - 7.63 (1H, m), 7.63 - 7.72 (2H, m), 8.42 - 8.49 (1H, m), 8.89 (1H, d, J = 2.6 Hz), 11.46 (1H, br s).
[0213]

15 (iii) Production of N-[3-(4-amino-2-cyanophenoxy)phenyl]-2,2,2-trifluoroacetamide

To a solution of N-[3-(2-cyano-4-nitrophenoxy)phenyl]-2,2,2-trifluoroacetamide (2.81 g, 8.01 mmol) in 1-methylpyrrolidin-2-one (20 mL)/methanol (80 mL) was added 10%
20 palladium-carbon (300 mg), and the mixture was stirred at room temperature for 6 hr under a hydrogen atmosphere (1 atm). Insoluble material was filtered off, and the filtrate was concentrated under reduced pressure. The obtained residue was diluted with ethyl acetate (200 mL), washed successively with
25 water (100 mL×2) and saturated brine (100 mL×2), and dried over anhydrous sodium sulfate. Insoluble material was filtered off, and the filtrate was concentrated under reduced pressure. The obtained residue was purified by basic silica gel column chromatography (ethyl acetate/n-hexane=50/50→80/20), and the
30 fraction containing the object product was concentrated under reduced pressure to give the title compound (2.48 g, 97%) as a pale-yellow oil.

¹H-NMR (DMSO-d₆, 300 MHz) δ 5.55 (2H, s), 6.81 (1H, d, J = 8.1 Hz), 6.88 - 6.94 (2H, m), 6.96 - 7.03 (1H, m), 7.22 (1H, t, J
35 = 2.1 Hz), 7.32 - 7.42 (1H, m), 7.41 - 7.50 (1H, m), 11.28 (1H,

br s).

[0214]

(iv) Production of N-{3-[(2-amino-7-cyano-1,3-benzothiazol-6-yl)oxy]phenyl}-2,2,2-trifluoroacetamide

5 Potassium thiocyanate (2.89 g, 29.8 mmol) was suspended in acetic acid (20 mL), and the mixture was stirred at room temperature for 10 min. N-[3-(4-Amino-2-cyanophenoxy)phenyl]-2,2,2-trifluoroacetamide (2.4 g, 7.47 mmol) was added to the obtained solution, and the mixture was further stirred at room
10 temperature for 10 min. A solution of bromine (1.31 g, 8.21 mmol) in acetic acid (10 mL) was slowly added dropwise to the obtained solution. After the completion of the dropwise addition, the mixture was stirred at room temperature for 12 hr. The resulting yellow insoluble material was filtered off
15 and washed with acetic acid. The filtrate and washings were combined and the mixture was concentrated under reduced pressure. The obtained residue was suspended in ethyl acetate (200 mL)/tetrahydrofuran (40 mL), washed successively with saturated aqueous sodium hydrogen carbonate solution (240
20 mL×2) and saturated brine (240 mL), and dried over anhydrous sodium sulfate. Insoluble material was filtered off, and the filtrate was concentrated under reduced pressure. The obtained residue was slurry washed with diisopropyl ether to give the title compound (1.68 g, 59%) as a yellow powder.
25 ¹H-NMR (DMSO-d₆, 300 MHz) δ 6.89 - 7.00 (1H, m), 7.06 (1H, d, J = 8.9 Hz), 7.35 (1H, t, J = 2.1 Hz), 7.44 (1H, t, J = 8.1 Hz), 7.51 - 7.59 (1H, m), 7.63 (1H, d, J = 8.9 Hz), 7.92 (2H, s), 11.30 (1H, s).

[0215]

30 (v) Production of N-(7-cyano-6-{3-[(trifluoroacetyl)amino]phenoxy}-1,3-benzothiazol-2-yl)cyclopropanecarboxamide

To a solution of N-{3-[(2-amino-7-cyano-1,3-benzothiazol-6-yl)oxy]phenyl}-2,2,2-trifluoroacetamide (1.5 g, 3.96 mmol)
35 in pyridine (4 mL) was added cyclopropanecarbonyl chloride

(467 μ L, 5.15 mmol), and the mixture was stirred at room temperature for 2 hr. The reaction mixture was concentrated under reduced pressure. The obtained residue was diluted with ethyl acetate (200 mL), washed successively with 5% aqueous sodium hydrogen carbonate solution (200 mL) and saturated brine (200 mL), and dried over anhydrous sodium sulfate. Insoluble material was filtered off, and the filtrate was concentrated under reduced pressure. The obtained residue was purified by silica gel column chromatography (ethyl acetate/n-hexane=30/70→60/40), and the obtained solution was concentrated under reduced pressure. The residue was recrystallized from ethyl acetate to give the title compound (1.26 g, 63%) as a colorless powder.

$^1\text{H-NMR}$ (DMSO- d_6 , 300 MHz) δ 0.80 - 1.13 (4H, m), 1.92 - 2.11 (1H, m), 6.93 - 7.15 (1H, m), 7.22 (1H, d, J = 8.9 Hz), 7.35 - 7.73 (3H, m), 8.06 (1H, d, J = 9.0 Hz), 11.0 - 12.1 (1H, br s), 12.2 - 13.4 (1H, br s).

[0216]

(vi) Production of N-[6-(3-aminophenoxy)-7-cyano-1,3-benzothiazol-2-yl]cyclopropanecarboxamide

N-(7-Cyano-6-{3-[(trifluoroacetyl)amino]phenoxy}-1,3-benzothiazol-2-yl)cyclopropanecarboxamide (1.06 g, 2.37 mmol) was dissolved in a mixed solvent of tetrahydrofuran (25 mL)/methanol (25 mL)/water (25 mL), lithium hydroxide monohydrate (1.05 g, 25.7 mmol) was added, and the mixture was stirred at room temperature for 18 hr. The reaction mixture was neutralized with 1N hydrochloric acid, and concentrated under reduced pressure. The obtained residue was repeatedly washed with water to give the title compound (0.79 g, 95%) as a white powder.

$^1\text{H-NMR}$ (DMSO- d_6 , 300 MHz) δ 0.90 - 1.14 (4H, m), 1.96 - 2.11 (1H, m), 5.33 (2H, s), 6.18 - 6.30 (2H, m), 6.37 - 6.49 (1H, m), 6.98 - 7.07 (1H, m), 7.10 (1H, d, J = 9.1 Hz), 8.00 (1H, d, J = 9.1 Hz), 12.96 (1H, br s).

[0217]

(vii) Production of 2-chloro-N-[3-({7-cyano-2-[(cyclopropylcarbonyl)amino]-1,3-benzothiazol-6-yl}oxy)phenyl]-3-(1-cyano-1-methylethyl)benzamide

To a solution of 2-chloro-3-(1-cyano-1-methylethyl)benzoic acid (76 mg, 0.339 mmol) in tetrahydrofuran (2 mL) were added oxalyl chloride (36 μ L, 0.420 mmol) and N,N-dimethylformamide (20 μ L), and the mixture was stirred at room temperature for 1 hr. The reaction mixture was concentrated under reduced pressure, and the residue was dissolved in N,N-dimethylacetamide (2 mL). N-[6-(3-Aminophenoxy)-7-cyano-1,3-benzothiazol-2-yl]cyclopropanecarboxamide (100 mg, 0.29 mmol) was added to the solution, and the mixture was stirred at room temperature for 3 hr. The reaction mixture was diluted with ethyl acetate (15 mL), washed successively with 5% aqueous sodium hydrogen carbonate solution (10 mL) and saturated brine (10 mL), and dried over anhydrous sodium sulfate. Insoluble material was filtered off, and the filtrate was concentrated under reduced pressure. The obtained residue was purified by silica gel column chromatography (ethyl acetate/n-hexane=30/70 \rightarrow 80/20), and the obtained solution was concentrated under reduced pressure. The residue was recrystallized from ethyl acetate to give the title compound (129 mg, 81%) as a white powder.

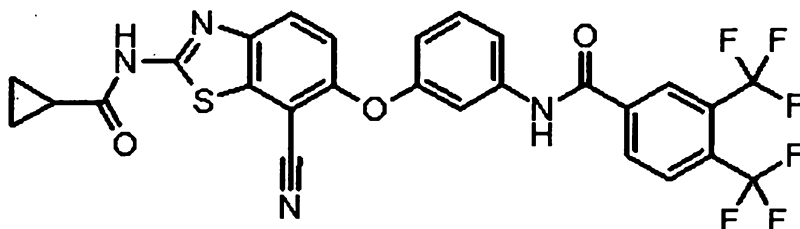
¹H-NMR (DMSO-d₆, 300 MHz) δ 0.95 - 1.05 (4H, m), 1.84 (6H, s), 1.94 - 2.08 (1H, m), 6.82 - 6.96 (1H, m), 7.21 (1H, d, J = 9.0 Hz), 7.43 (1H, t, J = 8.2 Hz), 7.48 - 7.62 (4H, m), 7.66 (1H, dd, J = 7.7, 1.9 Hz), 8.05 (1H, d, J = 9.0 Hz), 10.72 (1H, s), 13.00 (1H, br s).

[0218]

30 Example 4

Production of N-[3-({7-cyano-2-[(cyclopropylcarbonyl)amino]-1,3-benzothiazol-6-yl}oxy)phenyl]-3,4-bis(trifluoromethyl)benzamide

[0219]



[0220]

A mixture of N-[6-(3-aminophenoxy)-7-cyano-1,3-benzothiazol-2-yl]cyclopropanecarboxamide (100 mg, 0.285 mmol) produced in Example 3(vi), 3,4-bis(trifluoromethyl)benzoic acid (88 mg, 0.340 mmol), O-(7-azabenzotriazol-1-yl)-N,N,N',N'-tetramethyluronium hexafluorophosphate (129 mg, 0.340 mmol) and pyridine (3 mL) was stirred at 60°C for 12 hr. The reaction mixture was cooled to room temperature, diluted with ethyl acetate (15 mL), washed successively with 5% aqueous sodium hydrogen carbonate solution (10 mL) and saturated brine (10 mL), and dried over anhydrous sodium sulfate. Insoluble material was filtered off, and the filtrate was concentrated under reduced pressure. The residue was purified by silica gel column chromatography (ethyl acetate/n-hexane=30/70→80/20), and the obtained solution was concentrated under reduced pressure. The residue was crystallized from ethyl acetate/n-hexane to give the title compound (119 mg, 71%) as a white powder.

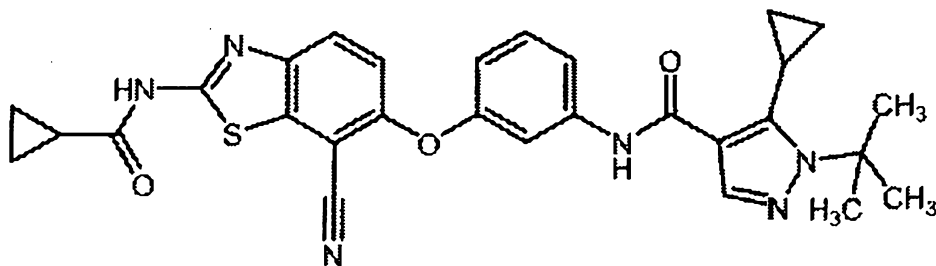
¹H-NMR (DMSO-d₆, 300 MHz) δ 0.87 - 1.12 (4H, m), 1.97 - 2.12 (1H, m), 6.82 - 7.11 (1H, m), 7.22 (1H, d, J = 8.9 Hz), 7.48 (1H, t, J = 8.1 Hz), 7.59 (1H, t, J = 2.2 Hz), 7.62 - 7.70 (1H, m), 8.06 (1H, d, J = 8.9 Hz), 8.24 (1H, d, J = 8.3 Hz), 8.43 (1H, d, J = 8.1 Hz), 8.49 (1H, s), 10.76 (1H, s), 13.00 (1H, s).

[0221]

Example 5

Production of 1-tert-butyl-N-[3-((7-cyano-2-((cyclopropylcarbonyl)amino)-1,3-benzothiazol-6-yl)oxy)phenyl]-5-cyclopropyl-1H-pyrazole-4-carboxamide

[0222]



[0223]

To a solution of 1-tert-butyl-5-cyclopropyl-1H-pyrazole-4-carboxylic acid (71 mg, 0.342 mmol) in tetrahydrofuran (2 mL) were added oxalyl chloride (36 μ L, 0.420 mmol) and N,N-dimethylformamide (20 μ L), and the mixture was stirred at room temperature for 1 hr. The reaction mixture was concentrated under reduced pressure, and the residue was dissolved in N,N-dimethylacetamide (2 mL). N-[6-(3-Aminophenoxy)-7-cyano-1,3-benzothiazol-2-yl]cyclopropanecarboxamide (100 mg, 0.29 mmol) produced in Example 3(vi) was added to the solution, and the mixture was stirred at room temperature for 12 hr. The reaction mixture was diluted with ethyl acetate (15 mL), washed successively with 5% aqueous sodium hydrogen carbonate solution (7 mL) and saturated brine (7 mL), and dried over anhydrous sodium sulfate. Insoluble material was filtered off, and the filtrate was concentrated under reduced pressure. The obtained residue was purified by silica gel column chromatography (ethyl acetate/n-hexane=50/50 \rightarrow 100/0), and the obtained solution was concentrated under reduced pressure. The residue was recrystallized from ethyl acetate/n-hexane to give the title compound (111 mg, 72%) as a white powder.

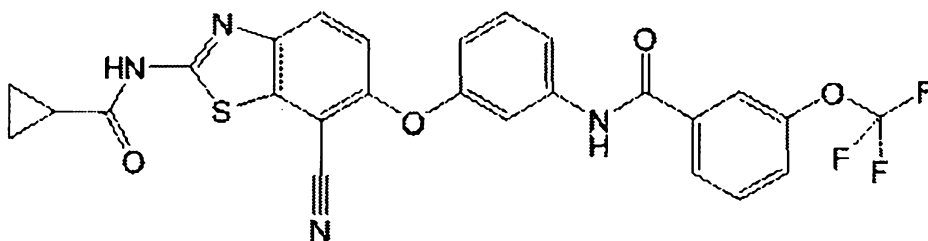
$^1\text{H-NMR}$ (DMSO- d_6 , 300 MHz) δ 0.60 - 0.78 (2H, m), 0.94 - 1.09 (6H, m), 1.68 (9H, s), 1.93 - 2.14 (2H, m), 6.76 - 6.90 (1H, m), 7.18 (1H, d, J = 9.0 Hz), 7.38 (1H, t, J = 8.4 Hz), 7.49 - 7.57 (2H, m), 7.59 (1H, s), 8.04 (1H, d, J = 9.0 Hz), 10.03 (1H, s), 12.99 (1H, s).

[0224]

Example 6

30 Production of N-[3-({7-cyano-2-[(cyclopropylcarbonyl)amino]-

1,3-benzothiazol-6-yl}oxy)phenyl]-3-
(trifluoromethoxy)benzamide
[0225]



5 [0226]

To a solution of 3-(trifluoromethoxy)benzoic acid (70 mg, 0.339 mmol) in tetrahydrofuran (2 mL) were added oxalyl chloride (36 μ L, 0.420 mmol) and N,N-dimethylformamide (20 μ L), and the mixture was stirred at room temperature for 1 hr. The reaction mixture was concentrated under reduced pressure, and the residue was dissolved in N,N-dimethylacetamide (2 mL). N-[6-(3-Aminophenoxy)-7-cyano-1,3-benzothiazol-2-yl]cyclopropanecarboxamide (100 mg, 0.29 mmol) produced in Example 3(vi) was added to the solution, and the mixture was stirred at room temperature for 12 hr. The reaction mixture was diluted with ethyl acetate (15 mL), washed successively with 5% aqueous sodium hydrogen carbonate solution (5 mL) and saturated brine (5 mL), and dried over anhydrous sodium sulfate. Insoluble material was filtered off, and the filtrate was concentrated under reduced pressure. The obtained residue was purified by silica gel column chromatography (ethyl acetate/n-hexane=30/70 \rightarrow 80/20), and the obtained solution was concentrated under reduced pressure. The residue was recrystallized from ethyl acetate to give the title compound (90 mg, 59%) as a white powder.

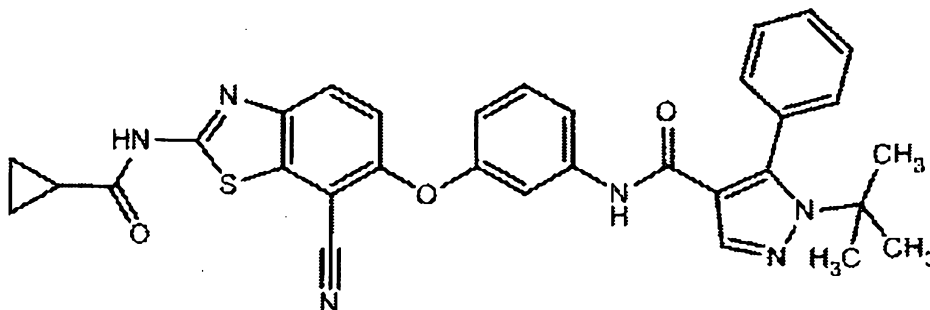
$^1\text{H-NMR}$ (DMSO- d_6 , 300 MHz) δ 0.92 - 1.05 (4H, m), 1.96 - 2.12 (1H, m), 6.82 - 7.01 (1H, m), 7.21 (1H, d, J = 9.0 Hz), 7.45 (1H, t, J = 8.2 Hz), 7.56 - 7.74 (4H, m), 7.88 (1H, s), 7.98 (1H, dt, J = 7.6, 1.3 Hz), 8.06 (1H, d, J = 9.0 Hz), 10.48 (1H, s), 13.00 (1H, s).

[0227]

Example 7

Production of 1-tert-butyl-N-[3-({7-cyano-2-
[(cyclopropylcarbonyl)amino]-1,3-benzothiazol-6-
yl}oxy)phenyl]-5-phenyl-1H-pyrazole-4-carboxamide

5 [0228]



[0229]

To a solution of 1-tert-butyl-5-phenyl-1H-pyrazole-4-carboxylic acid (67 mg, 0.274 mmol) in tetrahydrofuran (2 mL) were added oxalyl chloride (29 μ L, 0.338 mmol) and N,N-dimethylformamide (20 μ L), and the mixture was stirred at room temperature for 1 hr. The reaction mixture was concentrated under reduced pressure, and the residue was dissolved in N,N-dimethylacetamide (2 mL). N-[6-(3-Aminophenoxy)-7-cyano-1,3-benzothiazol-2-yl]cyclopropanecarboxamide (80 mg, 0.228 mmol) produced in Example 3(vi) was added to the solution, and the mixture was stirred at room temperature for 12 hr. The reaction mixture was diluted with ethyl acetate (25 mL), washed successively with 5% aqueous sodium hydrogen carbonate solution (15 mL) and saturated brine (15 mL), and dried over anhydrous sodium sulfate. Insoluble material was filtered off, and the filtrate was concentrated under reduced pressure. The obtained residue was purified by silica gel column chromatography (ethyl acetate/n-hexane=40/60 \rightarrow 100/0), and the obtained solution was concentrated under reduced pressure. The residue was crystallized from ethyl acetate/n-hexane to give the title compound (73 mg, 55%) as a white powder.

$^1\text{H-NMR}$ (DMSO- d_6 , 300 MHz) δ 0.95 - 1.03 (4H, m), 1.36 (9H, s), 1.94 - 2.07 (1H, m), 6.74 - 6.83 (1H, m), 7.08 (1H, d, J = 9.1

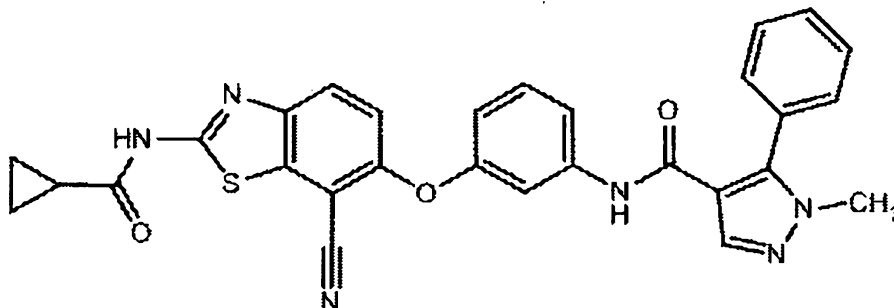
Hz), 7.31 (1H, t, J = 7.9 Hz), 7.34 - 7.48 (7H, m), 8.00 (1H, d, J = 9.1 Hz), 8.04 (1H, s), 9.61 (1H, s), 12.99 (1H, br s).

[0230]

Example 8

5 Production of N-[3-({7-cyano-2-[(cyclopropylcarbonyl)amino]-1,3-benzothiazol-6-yl}oxy)phenyl]-1-methyl-5-phenyl-1H-pyrazole-4-carboxamide

[0231]



10 [0232]

To a solution of 1-methyl-5-phenyl-1H-pyrazole-4-carboxylic acid (55 mg, 0.271 mmol) in tetrahydrofuran (10 mL) were added oxalyl chloride (58 μ L, 0.676 mmol) and N,N-dimethylformamide (20 μ L), and the mixture was stirred at room temperature for 1 hr. The reaction mixture was concentrated under reduced pressure, and the residue was dissolved in N,N-dimethylacetamide (2 mL). N-[6-(3-Aminophenoxy)-7-cyano-1,3-benzothiazol-2-yl]cyclopropanecarboxamide (80 mg, 0.228 mmol) produced in Example 3(vi) was added to the solution, and the mixture was stirred at room temperature for 12 hr. The reaction mixture was diluted with ethyl acetate (25 mL), washed successively with 5% aqueous sodium hydrogen carbonate solution (15 mL) and saturated brine (15 mL), and dried over anhydrous sodium sulfate. Insoluble material was filtered off, and the filtrate was concentrated under reduced pressure. The obtained residue was purified by silica gel column chromatography (ethyl acetate/n-hexane=40/60 \rightarrow 100/0), and the obtained solution was concentrated under reduced pressure. The residue was recrystallized from ethyl acetate/n-hexane to give the title compound (82 mg, 67%) as a white powder.

20
25
30

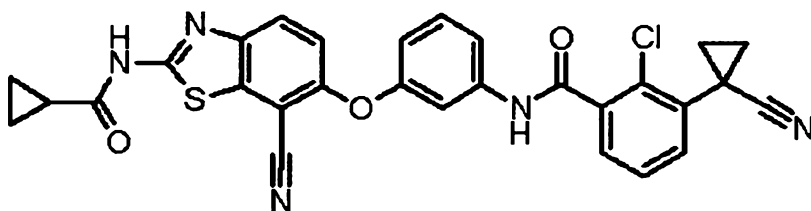
¹H-NMR (DMSO-d₆, 300 MHz) δ 0.92 - 1.05 (4H, m), 1.88 - 2.12 (1H, m), 3.68 (3H, s), 6.73 - 6.88 (1H, m), 7.11 (1H, d, J = 9.1 Hz), 7.35 (1H, t, J = 8.2 Hz), 7.41 - 7.57 (7H, m), 8.01 (1H, d, J = 9.1 Hz), 8.12 (1H, s), 9.87 (1H, s), 12.99 (1H, s).

5 [0233]

Example 9

Production of 2-chloro-3-(1-cyanocyclopropyl)-N-[3-({7-cyano-2-[(cyclopropylcarbonyl)amino]-1,3-benzothiazol-6-yl}oxy)phenyl]benzamide

10 [0234]



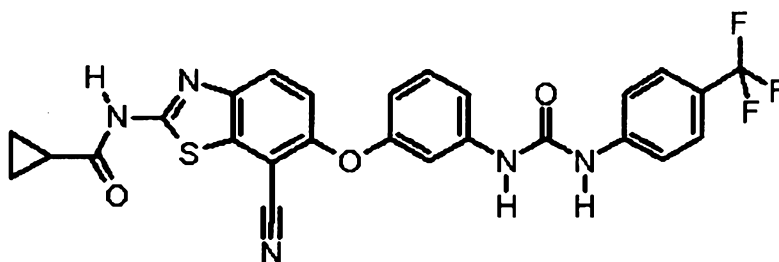
[0235]

To a solution of 2-chloro-3-(1-cyanocyclopropyl)benzoic acid (75 mg, 0.339 mmol) in tetrahydrofuran (2 mL) were added
15 oxalyl chloride (36 µL, 0.420 mmol) and N,N-dimethylformamide (20 µL), and the mixture was stirred at room temperature for 1 hr. The reaction mixture was concentrated under reduced pressure, and the residue was dissolved in N,N-dimethylacetamide (2 mL). N-[6-(3-Aminophenoxy)-7-cyano-1,3-benzothiazol-2-yl]cyclopropanecarboxamide (100 mg, 0.29 mmol)
20 produced in Example 3(vi) was added to the solution, and the mixture was stirred at room temperature for 30 min. The reaction mixture was diluted with ethyl acetate (50 mL), washed successively with 5% aqueous sodium hydrogen carbonate solution (25 mL) and saturated brine (25 mL), and dried over
25 anhydrous sodium sulfate. Insoluble material was filtered off, and the filtrate was concentrated under reduced pressure. The obtained residue was purified by basic silica gel column chromatography (ethyl acetate/n-hexane=70/30→100/0), and the
30 obtained solution was concentrated under reduced pressure. The residue was recrystallized from ethyl acetate/n-hexane to give the title compound (113 mg, 72%) as a white powder.

¹H-NMR (DMSO-d₆, 300 MHz) δ 0.93 - 1.08 (4H, m), 1.38 - 1.49 (2H, m), 1.76 - 1.85 (2H, m), 1.95 - 2.10 (1H, m), 6.86 - 6.98 (1H, m), 7.21 (1H, d, J = 9.1 Hz), 7.37 - 7.52 (2H, m), 7.52 - 7.58 (2H, m), 7.58 - 7.63 (1H, m), 7.65 (1H, dd, J = 7.7, 1.7 Hz), 8.05 (1H, d, J = 9.1 Hz), 10.72 (1H, s), 13.01 (1H, br s).
[0236]

Example 10

Production of N-{7-cyano-6-[3-({[4-(trifluoromethyl)phenyl]carbamoyl}amino)phenoxy]-1,3-benzothiazol-2-yl}cyclopropanecarboxamide
[0237]



[0238]

N-[6-(3-Aminophenoxy)-7-cyano-1,3-benzothiazol-2-yl]cyclopropanecarboxamide (120 mg, 0.342 mmol) produced in Example 3(vi) was dissolved in N,N-dimethylformamide (2 mL), 1-isocyanato-4-(trifluoromethyl)benzene (63 mg, 0.445 mmol) was added, and the mixture was stirred at room temperature for 12 hr. The reaction mixture was diluted with ethyl acetate (10 mL), washed successively with saturated aqueous sodium hydrogen carbonate solution (5 mL) and saturated brine (5 mL), and dried over anhydrous sodium sulfate. Insoluble material was filtered off, and the filtrate was concentrated under reduced pressure. The obtained residue was purified by basic silica gel column chromatography (methanol/ethyl acetate=0/100 →5/95). The obtained solution was concentrated under reduced pressure to give the title compound (173 mg, 94%) as a white powder.

¹H-NMR (DMSO-d₆, 300 MHz) δ 0.93 - 1.08 (4H, m), 1.99 - 2.07 (1H, m), 6.74 - 6.85 (1H, m), 7.17 (1H, d, J = 9.0 Hz), 7.20 - 7.28 (1H, m), 7.32 - 7.45 (2H, m), 7.62 (4H, s), 8.05 (1H, d,

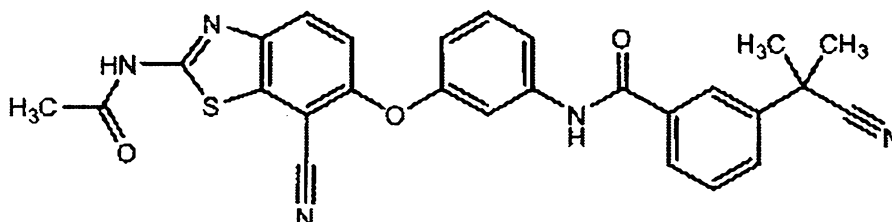
J = 9.0 Hz), 9.01 (1H, s), 9.13 (1H, s), 13.00 (1H, s).

[0239]

Example 11

Production of N-(3-{[2-(acetylamino)-7-cyano-1,3-benzothiazol-
5 6-yl]oxy}phenyl)-3-(1-cyano-1-methylethyl)benzamide

[0240]



[0241]

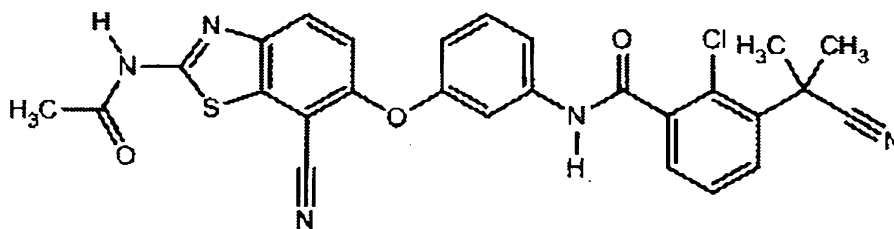
To a solution of N-{3-[(2-amino-7-cyano-1,3-benzothiazol-
10 6-yl]oxy]phenyl}-3-(1-cyano-1-methylethyl)benzamide (200 mg,
0.44 mmol) produced in Example 1 (iv) in pyridine (2 mL) was
added acetyl chloride (41 μ L, 0.57 mmol), and the mixture was
stirred at room temperature for 2 hr. The reaction mixture was
concentrated under reduced pressure. The residue was suspended
15 in ethyl acetate (20 mL), washed successively with 5% aqueous
sodium hydrogen carbonate solution (20 mL) and saturated brine
(20 mL), and dried over anhydrous sodium sulfate. Insoluble
material was filtered off, and the filtrate was concentrated
under reduced pressure. The obtained residue was purified by
20 silica gel column chromatography (ethyl acetate/n-hexane=50/50
→100/0), and the obtained solution was concentrated under
reduced pressure. The residue was crystallized from ethyl
acetate to give the title compound (127 mg, 58%) as a white
powder.

25 $^1\text{H-NMR}$ (DMSO- d_6 , 300 MHz) δ 1.74 (6H, s), 2.25 (3H, s), 6.88 -
7.00 (1H, m), 7.20 (1H, d, J = 9.0 Hz), 7.45 (1H, t, J = 8.1
Hz), 7.54 - 7.69 (3H, m), 7.71 - 7.79 (1H, m), 7.91 (1H, d, J
= 8.1 Hz), 8.00 (1H, t, J = 1.6 Hz), 8.06 (1H, d, J = 9.0 Hz),
10.43 (1H, s), 12.71 (1H, s).

30 [0242]

Example 12

Production of N-(3-{[2-(acetylamino)-7-cyano-1,3-benzothiazol-6-yl]oxy}phenyl)-2-chloro-3-(1-cyano-1-methylethyl)benzamide
[0243]



5 [0244]

(i) Production of N-(3-{[2-(acetylamino)-7-cyano-1,3-benzothiazol-6-yl]oxy}phenyl)-2,2,2-trifluoroacetamide

To a solution of N-{3-[2-amino-7-cyano-1,3-benzothiazol-6-yl]oxy}phenyl}-2,2,2-trifluoroacetamide (8.0 g, 21.1 mmol)
10 produced in Example 3 (iv) in tetrahydrofuran (100 mL) were added pyridine (20 mL, 250 mmol) and acetyl chloride (1.8 mL, 25.3 mmol), and the mixture was stirred at room temperature for 2 hr. Insoluble material was filtered off, and the filtrate was diluted with ethyl acetate (500 mL). The obtained
15 solution was washed successively with 5% aqueous sodium hydrogen carbonate solution (300 mL) and saturated brine (300 mL), and dried over anhydrous sodium sulfate. Insoluble material was filtered off, and the filtrate was concentrated under reduced pressure to give the title compound (6.43 g,
20 72%) as a white powder.

¹H-NMR (DMSO-d₆, 300 MHz) δ 2.25 (3H, s), 6.97 - 7.09 (1H, m), 7.22 (1H, d, J = 9.0 Hz), 7.44 (1H, t, J = 2.1 Hz), 7.49 (1H, t, J = 8.1 Hz), 7.54 - 7.63 (1H, m), 8.07 (1H, d, J = 9.0 Hz), 11.38 (1H, br s), 12.73 (1H, br s).

25 [0245]

(ii) Production of N-[6-(3-aminophenoxy)-7-cyano-1,3-benzothiazol-2-yl]acetamide

N-(3-{[2-(Acetylamino)-7-cyano-1,3-benzothiazol-6-yl]oxy}phenyl)-2,2,2-trifluoroacetamide (6.8 g, 16.2 mmol) was
30 dissolved in a mixed solvent of tetrahydrofuran (75 mL)/methanol (25 mL)/water (25 mL), lithium hydroxide

monohydrate (1.99 g, 48.5 mmol) was added, and the mixture was stirred at room temperature for 20 hr. The reaction mixture was diluted with ethyl acetate (600 mL) and tetrahydrofuran (200 mL), washed successively with 5% aqueous sodium hydrogen carbonate solution (300 mL) and saturated brine (300 mL), and dried over anhydrous sodium sulfate. Insoluble material was filtered off, and the filtrate was concentrated under reduced pressure. The obtained residue was suspended in N,N-dimethylformamide/ethyl acetate (1:1), and the insoluble material was collected by filtration to give the title compound (2.00 g, 38%) as a white powder.

¹H-NMR (DMSO-d₆, 300 MHz) δ 2.24 (3H, s), 5.33 (2H, s), 6.20 - 6.30 (2H, m), 6.38 - 6.45 (1H, m), 7.01 - 7.15 (2H, m), 8.01 (1H, d, J = 8.9 Hz), 12.67 (1H, s).

[0246]

(iii) Production of N-(3-{[2-(acetylamino)-7-cyano-1,3-benzothiazol-6-yl]oxy}phenyl)-2-chloro-3-(1-cyano-1-methylethyl)benzamide

To a solution of 2-chloro-3-(1-cyano-1-methylethyl)benzoic acid (165 mg, 0.74 mmol) in tetrahydrofuran (2 mL) were added oxalyl chloride (79 µL, 0.93 mmol) and N,N-dimethylformamide (10 µL), and the mixture was stirred at room temperature for 1 hr. The reaction mixture was concentrated under reduced pressure, and the residue was dissolved in N,N-dimethylacetamide (1.2 mL). N-[6-(3-Aminophenoxy)-7-cyano-1,3-benzothiazol-2-yl]acetamide (200 mg, 0.62 mmol) was added to the solution, and the mixture was stirred at room temperature for 1 hr. The reaction mixture was diluted with ethyl acetate (12 mL), washed successively with 5% aqueous sodium hydrogen carbonate solution (10 mL) and saturated brine (10 mL), and dried over anhydrous sodium sulfate. Insoluble material was filtered off, and the filtrate was concentrated under reduced pressure. The obtained residue was purified by silica gel column chromatography (ethyl acetate/n-hexane=30/70→80/20), and the obtained solution was

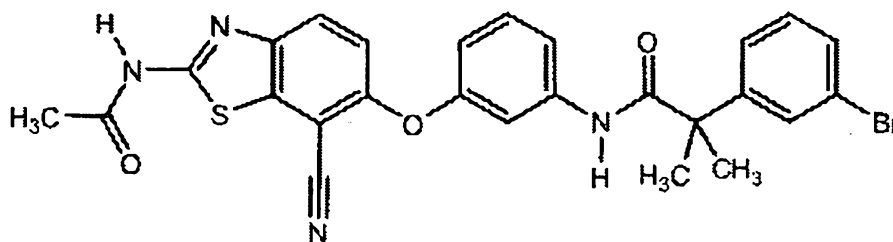
concentrated under reduced pressure. The residue was recrystallized from ethanol to give the title compound (264 mg, 81%) as a white powder.

¹H-NMR (DMSO-d₆, 300 MHz) δ 1.84 (6H, s), 2.25 (3H, s), 6.86 - 6.96 (1H, m), 7.22 (1H, d, J = 9.0 Hz), 7.43 (1H, t, J = 8.4 Hz), 7.48 - 7.62 (4H, m), 7.63 - 7.71 (1H, m), 8.06 (1H, d, J = 9.0 Hz), 10.73 (1H, s), 12.71 (1H, s).

[0247]

Example 13

10 Production of N-(3-{[2-(acetylamino)-7-cyano-1,3-benzothiazol-6-yl]oxy}phenyl)-2-(3-bromophenyl)-2-methylpropanamide
[0248]



[0249]

15 To a solution of 2-(3-bromophenyl)-2-methylpropionic acid (89 mg, 0.361 mmol) in tetrahydrofuran (1 mL) were added oxalyl chloride (40 μL, 0.466 mmol) and N,N-dimethylformamide (10 μL), and the mixture was stirred at room temperature for 1 hr. The reaction mixture was concentrated under reduced
20 pressure, and the residue was dissolved in N,N-dimethylacetamide (1 mL). N-[6-(3-Aminophenoxy)-7-cyano-1,3-benzothiazol-2-yl]acetamide (100 mg, 0.308 mmol) produced in Example 12(ii) was added to the solution, and the mixture was stirred at room temperature for 1 hr. The reaction mixture was
25 diluted with ethyl acetate (12 mL), washed successively with 5% aqueous sodium hydrogen carbonate solution (6 mL) and saturated brine (6 mL), and dried over anhydrous sodium sulfate. Insoluble material was filtered off, and the filtrate was concentrated under reduced pressure. The obtained residue
30 was purified by silica gel column chromatography (ethyl acetate/n-hexane=30/70→80/20), and the obtained solution was

concentrated under reduced pressure. The residue was crystallized from ethanol to give the title compound (136 mg, 81%) as a white powder.

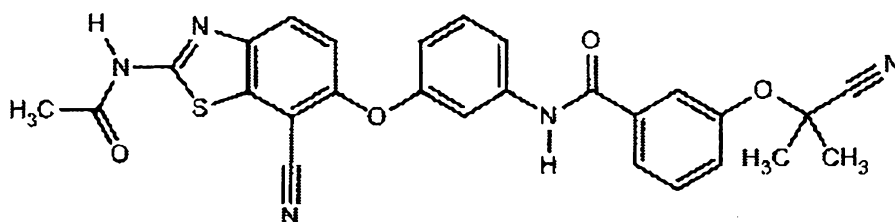
¹H-NMR (DMSO-d₆, 300 MHz) δ 1.53 (6H, s), 2.25 (3H, s), 6.72 - 6.93 (1H, m), 7.14 (1H, d, J = 9.1 Hz), 7.22 - 7.41 (3H, m), 7.48 (4H, dt, J = 11.8, 1.8 Hz), 8.03 (1H, d, J = 9.1 Hz), 9.29 (1H, s), 12.70 (1H, s).

[0250]

Example 14

10 Production of N-(3-{[2-(acetylamino)-7-cyano-1,3-benzothiazol-6-yl]oxy}phenyl)-3-(1-cyano-1-methylethoxy)benzamide

[0251]



[0252]

15 (i) Production of methyl 3-(cyanomethoxy)benzoate

To a solution of methyl 3-hydroxybenzoate (5.00 g, 32.9 mmol) in acetone (60 mL) were added bromoacetonitrile (2.63 mL, 39.4 mmol) and potassium carbonate (6.81 g, 49.3 mmol), and the mixture was stirred at 60°C for 4 hr. To the reaction mixture was added saturated aqueous sodium hydrogen carbonate solution (100 mL), and the mixture was extracted with ethyl acetate (100 mL, 30 mL). The combined organic layer was washed with saturated brine (10 mL), and dried over anhydrous magnesium sulfate. Insoluble material was filtered off, and the filtrate was concentrated under reduced pressure. The obtained residue was purified by basic silica gel column chromatography (ethyl acetate/n-hexane=10/90→20/80), and the fraction containing the object product was concentrated under reduced pressure to give the title compound (5.43 g, 86%) as a colorless oil.

¹H-NMR (DMSO-d₆, 300 MHz) δ 3.87 (3H, s), 5.27 (2H, s), 7.37

(1H, ddd, J = 7.8, 2.6, 1.3 Hz), 7.54 (1H, t, J = 7.8 Hz),
7.59 (1H, dd, J = 2.6, 1.3 Hz), 7.68 (1H, dt, J = 7.8, 1.3 Hz).
[0253]

(ii) Production of methyl 3-(1-cyano-1-methylethoxy)benzoate

5 To a solution of methyl 3-(cyanomethoxy)benzoate (6.00 g,
31.4 mmol) in tetrahydrofuran (200 mL) was added methyl iodide
(15.6 mL, 251 mmol), and a 1.1 M solution (62.8 mL, 69.0 mmol)
of lithium hexamethyl disilazide in tetrahydrofuran was added
dropwise at -78°C over 1.5 hr. After the completion of the
10 dropwise addition, the mixture was stirred at -78°C for 2 hr.
The reaction mixture was poured into a mixture of ethyl
acetate (150 mL) and saturated aqueous ammonium chloride
solution (150 mL), the organic layer and the aqueous layer
were separated. The aqueous layer was extracted with ethyl
15 acetate (50 mL). The combined organic layer was washed with
saturated brine (50 mL), and dried over anhydrous magnesium
sulfate. Insoluble material was filtered off, and the filtrate
was concentrated under reduced pressure. The obtained residue
was purified by silica gel column chromatography (ethyl
20 acetate/n-hexane=0/100→10/90), and the fraction containing the
object product was concentrated under reduced pressure to give
the title compound (2.07 g, 30%) as a yellow oil.

¹H-NMR (DMSO-d₆, 300 MHz) δ 1.71 (6H, s), 3.86 (3H, s), 7.46
(1H, ddd, J = 7.8, 2.4, 1.2 Hz), 7.56 (1H, dt, J = 0.3, 7.8
25 Hz), 7.69 - 7.72 (1H, m), 7.79 (1H, ddd, J = 7.8, 2.4, 1.2 Hz).
[0254]

(iii) Production of 3-(1-cyano-1-methylethoxy)benzoic acid

To a solution of methyl 3-(1-cyano-1-
methylethoxy)benzoate (2.07 g, 9.44 mmol) in methanol (12
30 mL)/tetrahydrofuran (4 mL) was added 2N aqueous sodium
hydroxide solution (9.44 mL, 18.9 mmol), and the mixture was
stirred at room temperature for 30 min. The reaction mixture
was neutralized with 6N hydrochloric acid (5 mL), 1N
hydrochloric acid (50 mL) was added, and the mixture was
35 extracted with ethyl acetate (50 mL, 20 mL). The combined

organic layer was washed with saturated brine (10 mL), and dried over anhydrous magnesium sulfate. Insoluble material was filtered off, and the filtrate was concentrated under reduced pressure. The obtained residue was purified by silica gel
5 column chromatography (ethyl acetate/n-hexane=10/90→50/50), and a fraction containing the object product was concentrated under reduced pressure. The obtained residue was recrystallized from ethyl acetate and n-hexane to give the title compound (1.01 g, 51%) as colorless crystals.

10 ¹H-NMR (DMSO-d₆, 300 MHz) δ 1.72 (6H, s), 7.42 (1H, ddd, J = 7.9, 2.5, 1.2 Hz), 7.54 (1H, t, J = 7.9 Hz), 7.70 - 7.73 (1H, m), 7.78 (1H, dt, J = 7.9, 1.2 Hz), 13.18 (1H, br s).

[0255]

(iv) Production of N-(3-{[2-(acetylamino)-7-cyano-1,3-benzothiazol-6-yl]oxy}phenyl)-3-(1-cyano-1-methylethoxy)benzamide
15

A mixture of N-[6-(3-aminophenoxy)-7-cyano-1,3-benzothiazol-2-yl]acetamide (150 mg, 0.462 mmol) produced in Example 12(ii), 3-(1-cyano-1-methylethoxy)benzoic acid (114 mg,
20 0.555 mmol), O-(7-azabenzotriazol-1-yl)-N,N,N',N'-tetramethyluronium hexafluorophosphate (211 mg, 0.554 mmol), and pyridine (2 mL)/N,N-dimethylacetamide (1.2 mL) was stirred at room temperature for 6 hr. The reaction mixture was diluted with ethyl acetate (10 mL), washed successively with 5%
25 aqueous sodium hydrogen carbonate solution (5 mL) and saturated brine (5 mL), and dried over anhydrous sodium sulfate. Insoluble material was filtered off, and the filtrate was concentrated under reduced pressure. The residue was purified by silica gel column chromatography (ethyl acetate/n-
30 hexane=30/70→80/20), and the obtained solution was concentrated under reduced pressure. The residue was recrystallized from ethanol to give the title compound (162 mg, 69%) as a white powder.

¹H-NMR (DMSO-d₆, 300 MHz) δ 1.73 (6H, s), 2.25 (3H, s), 6.87 -
35 6.98 (1H, m), 7.20 (1H, d, J = 8.9 Hz), 7.36 - 7.50 (2H, m),

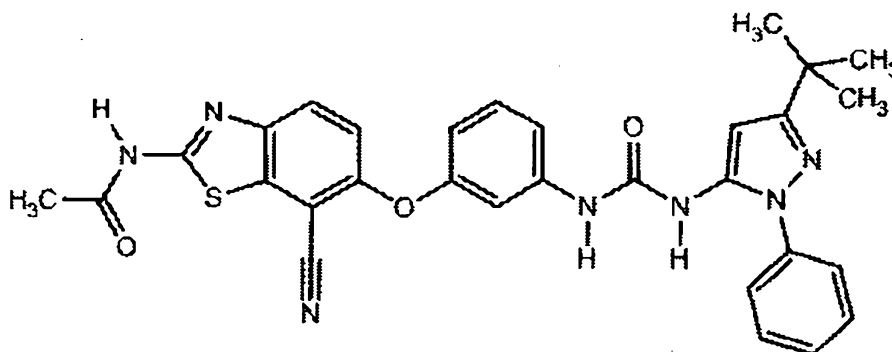
7.56 (1H, t, J = 7.9 Hz), 7.62 (1H, t, J = 2.1 Hz), 7.63 - 7.71 (2H, m), 7.73 - 7.81 (1H, m), 8.06 (1H, d, J = 8.9 Hz), 10.40 (1H, s), 12.71 (1H, s).

[0256]

5 Example 15

Production of N-[6-(3-{[(3-tert-butyl-1-phenyl-1H-pyrazol-5-yl)carbamoyl]amino}phenoxy)-7-cyano-1,3-benzothiazol-2-yl]acetamide

[0257]



10

[0258]

To a solution of N-[6-(3-aminophenoxy)-7-cyano-1,3-benzothiazol-2-yl]acetamide (150 mg, 0.462 mmol) produced in Example 12(ii) in dimethylsulfoxide (2 mL) were added 2,2,2-trichloroethyl (3-tert-butyl-1-phenyl-1H-pyrazol-5-yl)carbamate (190 mg, 0.485 mmol) and triethylamine (70 μ L, 0.508 mmol), and the mixture was stirred at 60°C for 2 hr. The reaction mixture was diluted with ethyl acetate (50 mL), washed successively with water (50 mL) and saturated brine (50 mL), and dried over anhydrous sodium sulfate. Insoluble material was filtered off, and the filtrate was concentrated under reduced pressure. The residue was purified by basic silica gel column chromatography (ethyl acetate/n-hexane=70/30 \rightarrow 100/0), and the obtained solution was concentrated under reduced pressure. The residue was crystallized from ethyl acetate/diethyl ether to give the title compound (155 mg, 59%) as a white powder.

$^1\text{H-NMR}$ (DMSO- d_6 , 300 MHz) δ 1.26 (9H, s), 2.25 (3H, s), 6.34 (1H, s), 6.76 (1H, dd, J = 7.2, 1.8 Hz), 7.08 - 7.18 (2H, m),

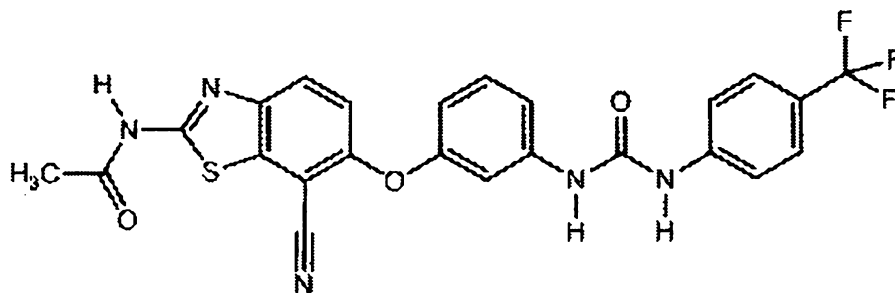
7.27 - 7.58 (7H, m), 8.02 (1H, d, J = 8.9 Hz), 8.42 (1H, s),
9.21 (1H, s), 12.69 (1H, s).

[0259]

Example 16

5 Production of N-{7-cyano-6-[3-({[4-(trifluoromethyl)phenyl]carbamoyl}amino)phenoxy]-1,3-benzothiazol-2-yl}acetamide

[0260]



10 [0261]

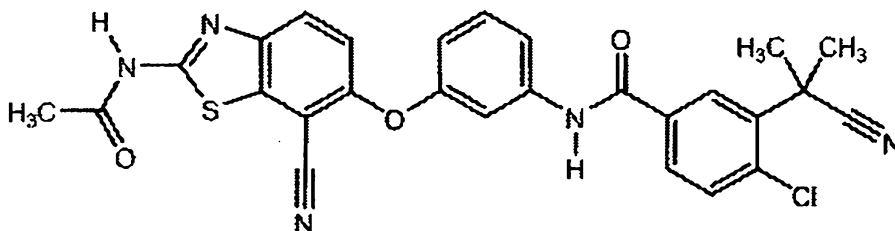
N-[6-(3-Aminophenoxy)-7-cyano-1,3-benzothiazol-2-yl]acetamide (150 mg, 0.462 mmol) produced in Example 12(ii) was dissolved in N,N-dimethylformamide (2 mL), 1-isocyanato-4-(trifluoromethyl)benzene (86 μ L, 0.60 mmol) was added, and the
15 mixture was stirred at room temperature for 2 hr. The reaction mixture was diluted with ethyl acetate (20 mL), washed successively with 5% aqueous sodium hydrogen carbonate solution (10 mL) and saturated brine (10 mL), and dried over anhydrous sodium sulfate. Insoluble material was filtered off,
20 and the filtrate was concentrated under reduced pressure. The obtained residue was purified by silica gel column chromatography (ethyl acetate/n-hexane=40/60 \rightarrow 100/0), and the obtained solution was concentrated under reduced pressure. The residue was crystallized from 2-butanone/n-hexane to give the
25 title compound (165 mg, 70%) as a white powder.

$^1\text{H-NMR}$ (DMSO- d_6 , 300 MHz) δ 2.25 (3H, s), 6.75 - 6.81 (1H, m), 7.17 (1H, d, J = 8.9 Hz), 7.20 - 7.28 (1H, m), 7.33 - 7.42 (2H, m), 7.56 - 7.69 (4H, m), 8.04 (1H, d, J = 8.9 Hz), 9.01 (1H, s), 9.13 (1H, s), 12.70 (1H, s).

30 [0262]

Example 17

Production of N-(3-{[2-(acetylamino)-7-cyano-1,3-benzothiazol-6-yl]oxy}phenyl)-4-chloro-3-(1-cyano-1-methylethyl)benzamide
[0263]



[0264]

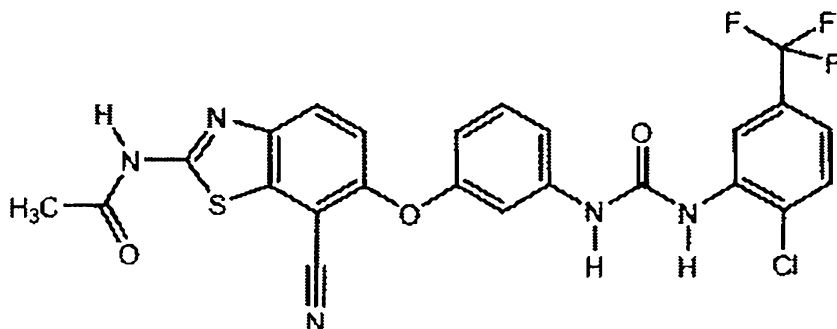
To a solution of 4-chloro-3-(1-cyano-1-methylethyl)benzoic acid (83 mg, 0.370 mmol) in tetrahydrofuran (2 mL) were added oxalyl chloride (40 μ L, 0.462 mmol) and N,N-dimethylformamide (5 μ L), and the mixture was stirred at room temperature for 1 hr. The reaction mixture was concentrated under reduced pressure, and the residue was dissolved in N,N-dimethylacetamide (2 mL). N-[6-(3-Aminophenoxy)-7-cyano-1,3-benzothiazol-2-yl]acetamide (100 mg, 0.308 mmol) produced in Example 12(ii) was added to the solution, and the mixture was stirred at room temperature for 10 hr. The reaction mixture was diluted with ethyl acetate (10 mL), washed successively with 5% aqueous sodium hydrogen carbonate solution (5 mL) and saturated brine (5 mL), and dried over anhydrous sodium sulfate. Insoluble material was filtered off, and the filtrate was concentrated under reduced pressure. The obtained residue was crystallized from ethyl acetate to give the title compound (108 mg, 66%) as a white powder.

$^1\text{H-NMR}$ (DMSO- d_6 , 300 MHz) δ 1.86 (6H, s), 2.25 (3H, s), 6.89 - 7.00 (1H, m), 7.20 (1H, d, $J = 9.0$ Hz), 7.45 (1H, t, $J = 8.4$ Hz), 7.55 - 7.66 (2H, m), 7.73 (1H, d, $J = 8.4$ Hz), 7.90 - 8.02 (2H, m), 8.06 (1H, d, $J = 9.0$ Hz), 10.50 (1H, s), 12.71 (1H, s).

[0265]

Example 18

Production of N-{6-[3-({[2-chloro-5-(trifluoromethyl)phenyl]carbamoyl}amino)phenoxy]-7-cyano-1,3-benzothiazol-2-yl}acetamide
[0266]



[0267]

N-[6-(3-Aminophenoxy)-7-cyano-1,3-benzothiazol-2-yl]acetamide (150 mg, 0.462 mmol) produced in Example 12(ii) was dissolved in N,N-dimethylformamide (2 mL), 1-chloro-2-isocyanato-4-(trifluoromethyl)benzene (90 μ L, 0.60 mmol) was added, and the mixture was stirred at room temperature for 12 hr. The reaction mixture was diluted with ethyl acetate (10 mL), washed successively with 5% aqueous sodium hydrogen carbonate solution (5 mL) and saturated brine (5 mL), and dried over anhydrous sodium sulfate. Insoluble material was filtered off, and the filtrate was concentrated under reduced pressure. The obtained residue was purified by silica gel column chromatography (ethyl acetate/n-hexane=40/60 \rightarrow 100/0), and the obtained solution was concentrated under reduced pressure. The residue was crystallized from ethanol to give the title compound (186 mg, 74%) as a white powder.

$^1\text{H-NMR}$ (DMSO- d_6 , 300 MHz) δ 2.25 (3H, s), 6.74 - 6.87 (1H, m), 7.16 (1H, d, J = 8.9 Hz), 7.20 - 7.29 (1H, m), 7.34 - 7.46 (3H, m), 7.72 (1H, d, J = 7.9 Hz), 8.04 (1H, d, J = 8.9 Hz), 8.57 (1H, d, J = 2.1 Hz), 8.62 (1H, s), 9.74 (1H, s), 12.70 (1H, s).

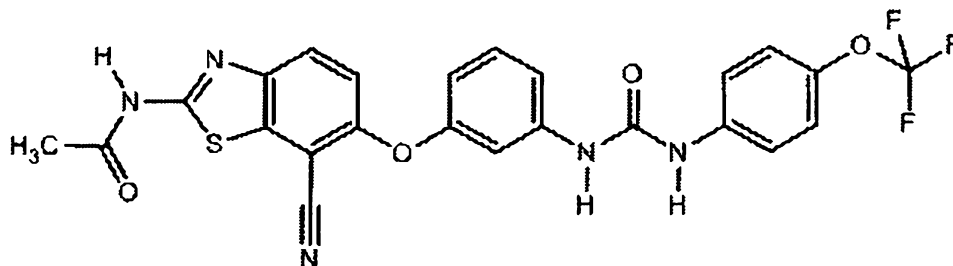
[0268]

Example 19

Production of N-{7-cyano-6-[3-({[4-(trifluoromethoxy)phenyl]carbamoyl}amino)phenoxy]-1,3-

benzothiazol-2-yl}acetamide

[0269]



[0270]

5 N-[6-(3-Aminophenoxy)-7-cyano-1,3-benzothiazol-2-yl]acetamide (150 mg, 0.462 mmol) produced in Example 12(ii) was dissolved in N,N-dimethylformamide (2 mL), 1-isocyanato-4-(trifluoromethoxy)benzene (91 μ L, 0.60 mmol) was added, and the mixture was stirred at room temperature for 12 hr. The
10 reaction mixture was diluted with ethyl acetate (10 mL), washed successively with 5% aqueous sodium hydrogen carbonate solution (5 mL) and saturated brine (5 mL), and dried over anhydrous sodium sulfate. Insoluble material was filtered off, and the filtrate was concentrated under reduced pressure. The
15 residue was purified by silica gel column chromatography (ethyl acetate/n-hexane=80/20 \rightarrow 100/0), and the obtained solution was concentrated under reduced pressure. The residue was crystallized from diisopropyl ether to give the title compound (147 mg, 60%) as a white powder.

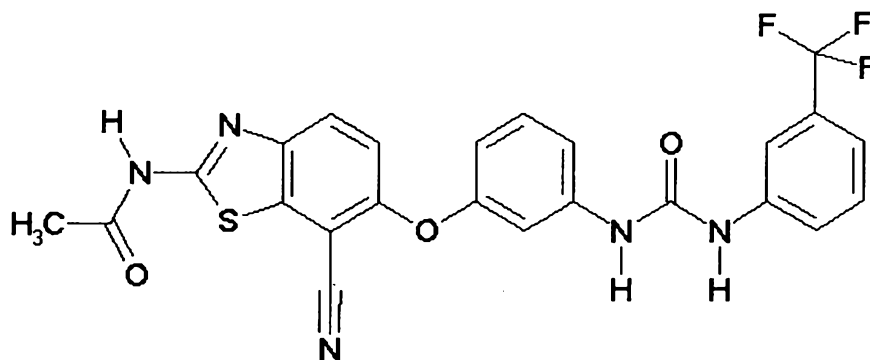
20 $^1\text{H-NMR}$ (DMSO- d_6 , 300 MHz) δ 2.25 (3H, s), 6.70 - 6.83 (1H, m), 7.10 - 7.24 (2H, m), 7.27 (2H, d, J = 8.5 Hz), 7.31 - 7.42 (2H, m), 7.46 - 7.58 (2H, m), 8.04 (1H, d, J = 9.1 Hz), 8.92 (1H, s), 8.93 (1H, s), 12.70 (1H, s).

[0271]

25 Example 20

Production of N-{7-cyano-6-[3-({[3-(trifluoromethyl)phenyl]carbamoyl}amino)phenoxy]-1,3-benzothiazol-2-yl}acetamide

[0272]



[0273]

N-[6-(3-Aminophenoxy)-7-cyano-1,3-benzothiazol-2-yl]acetamide (120 mg, 0.369 mmol) produced in Example 12(ii) was dissolved in N,N-dimethylformamide (2 mL), 1-isocyanato-3-(trifluoromethyl)benzene (66 μ L, 0.48 mmol) was added, and the mixture was stirred at room temperature for 12 hr. The reaction mixture was diluted with ethyl acetate (10 mL), washed successively with 5% aqueous sodium hydrogen carbonate solution (5 mL) and saturated brine (5 mL), and dried over anhydrous sodium sulfate. Insoluble material was filtered off, and the filtrate was concentrated under reduced pressure. The residue was purified by basic silica gel column chromatography (methanol/ethyl acetate=0/100 \rightarrow 5/95), and the obtained solution was concentrated under reduced pressure. The residue was crystallized from methanol to give the title compound (106 mg, 56%) as a white powder.

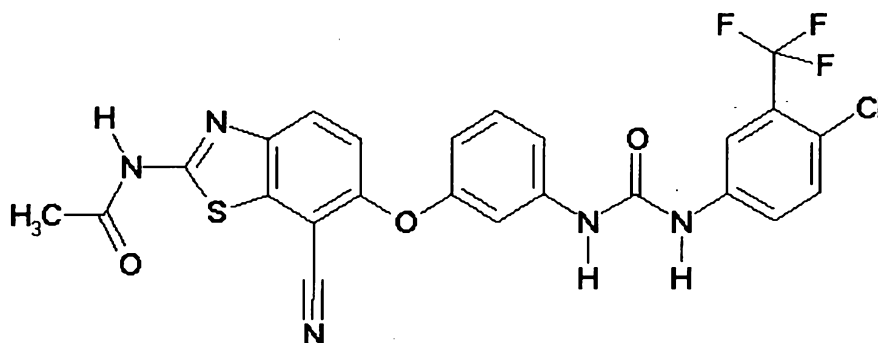
$^1\text{H-NMR}$ (DMSO- d_6 , 300 MHz) δ 2.25 (3H, s), 6.74 - 6.80 (1H, m), 7.15 (1H, d, J = 9.1 Hz), 7.19 - 7.27 (1H, m), 7.28 - 7.44 (3H, m), 7.45 - 7.64 (2H, m), 7.96 (1H, s), 8.04 (1H, d, J = 9.1 Hz), 9.00 (1H, s), 9.07 (1H, s), 12.69 (1H, s).

[0274]

Example 21

Production of N-{6-[3-({[4-chloro-3-(trifluoromethyl)phenyl]carbonyl}amino)phenoxy]-7-cyano-1,3-benzothiazol-2-yl}acetamide

[0275]



[0276]

N-[6-(3-Aminophenoxy)-7-cyano-1,3-benzothiazol-2-yl]acetamide (120 mg, 0.369 mmol) produced in Example 12(ii) was dissolved in N,N-dimethylformamide (2 mL), 1-chloro-4-isocyanato-2-(trifluoromethyl)benzene (106 mg, 0.48 mmol) was added, and the mixture was stirred at room temperature for 12 hr. The reaction mixture was diluted with ethyl acetate (10 mL), washed successively with 5% aqueous sodium hydrogen carbonate solution (5 mL) and saturated brine (5 mL), and dried over anhydrous sodium sulfate. Insoluble material was filtered off, and the filtrate was concentrated under reduced pressure. The obtained residue was purified by basic silica gel column chromatography (methanol/ethyl acetate=0/100→5/95), and the obtained solution was concentrated under reduced pressure. The residue was recrystallized from acetone/n-hexane to give the title compound (114 mg, 57%) as a white powder.

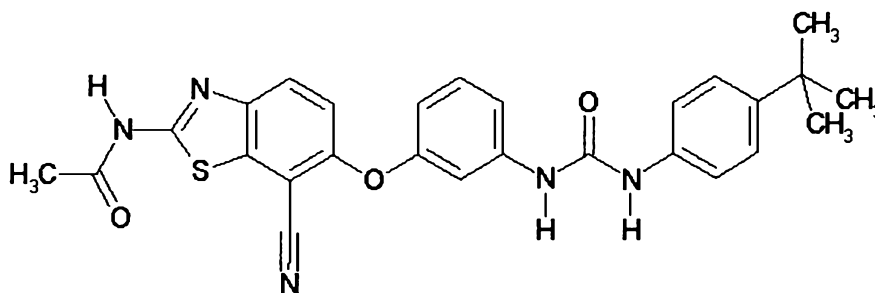
¹H-NMR (DMSO-d₆, 300 MHz) δ 2.25 (3H, s), 6.73 - 6.84 (1H, m), 7.15 (1H, d, J = 8.9 Hz), 7.22 - 7.28 (1H, m), 7.32 - 7.42 (2H, m), 7.54 - 7.70 (2H, m), 7.96 - 8.10 (2H, m), 9.05 (1H, s), 9.19 (1H, s), 12.70 (1H, s).

[0277]

Example 22

Production of N-[6-(3-((4-tert-butylphenyl)carbamoyl)amino)phenoxy)-7-cyano-1,3-benzothiazol-2-yl]acetamide

[0278]



[0279]

N-[6-(3-Aminophenoxy)-7-cyano-1,3-benzothiazol-2-yl]acetamide (120 mg, 0.369 mmol) produced in Example 12(ii) was dissolved in N,N-dimethylformamide (1.5 mL), 1-isocyanato-4-(tert-butyl)benzene (85 μ L, 0.48 mmol) was added, and the mixture was stirred at room temperature for 12 hr. The reaction mixture was diluted with ethyl acetate (10 mL), washed successively with 5% aqueous sodium hydrogen carbonate solution (5 mL) and saturated brine (5 mL), and dried over anhydrous sodium sulfate. Insoluble material was filtered off, and the filtrate was concentrated under reduced pressure. The obtained residue was purified by basic silica gel column chromatography (ethyl acetate/n-hexane=60/40 \rightarrow 100/0), and the obtained solution was concentrated under reduced pressure. The residue was recrystallized from acetone/n-hexane to give the title compound (73 mg, 40%) as a white powder.

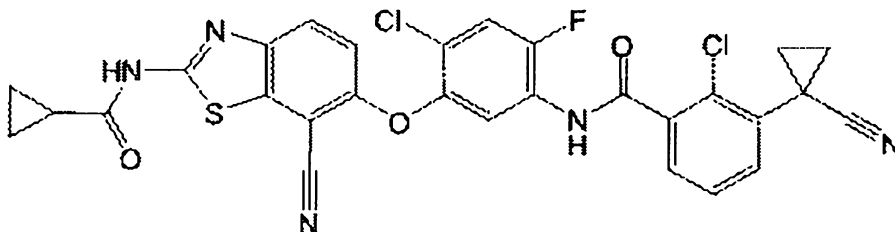
$^1\text{H-NMR}$ (300 MHz, DMSO- d_6) δ 1.25 (9H, s), 2.25 (3H, s), 6.72 - 6.75 (1H, m), 7.10 - 7.22 (2H, m), 7.24 - 7.44 (6H, m), 8.03 (1H, d, J = 9.1 Hz), 8.59 (1H, s), 8.81 (1H, s), 12.69 (1H, s).

[0280]

Example 23

Production of 2-chloro-N-[4-chloro-5-({7-cyano-2-[(cyclopropylcarbonyl)amino]-1,3-benzothiazol-6-yl}oxy)-2-fluorophenyl]-3-(1-cyanocyclopropyl)benzamide

[0281]



[0282]

(i) Production of 2-(5-amino-2-chloro-4-fluorophenoxy)-5-nitrobenzonitrile

5 To a solution of 3-cyano-4-fluoronitrobenzene (7.0 g, 42.1 mmol) and 5-amino-2-chloro-4-fluorophenol (6.8 g, 42.1 mmol) in N,N-dimethylformamide (200 mL) was added potassium carbonate (8.71 g, 63.1 mmol), and the mixture was stirred at room temperature for 1 hr. Insoluble material was filtered off,
 10 and the filtrate was concentrated under reduced pressure. Water (200 mL) was added to the residue, and the mixture was extracted with ethyl acetate (270 mL)/tetrahydrofuran (30 mL). The organic layer was washed with saturated brine (200 mL×2) and dried over anhydrous sodium sulfate. Insoluble material
 15 was filtered off, and the filtrate was purified by basic silica gel column chromatography (eluate: ethyl acetate). The obtained solution was concentrated under reduced pressure to give the title compound (13.1 g, quantitative) as a yellow powder.

20 ¹H-NMR (DMSO-d₆, 300 MHz) δ 5.75 (2H, s), 6.79 (1H, d, J = 8.1 Hz), 6.96 (1H, d, J = 9.3 Hz), 7.46 (1H, d, J = 11.0 Hz), 8.43 (1H, dd, J = 9.3, 2.8 Hz), 8.87 (1H, d, J = 2.8 Hz).

[0283]

(ii) Production of N-[4-chloro-5-(2-cyano-4-nitrophenoxy)-2-fluorophenyl]-2,2,2-trifluoroacetamide

To a solution of 2-(5-amino-2-chloro-4-fluorophenoxy)-5-nitrobenzonitrile (10 g, 32.5 mmol) in tetrahydrofuran (20 mL) was added trifluoroacetic anhydride (5.87 mL, 42.2 mmol), and the mixture was stirred at room temperature for 2 hr. The
 30 reaction mixture was concentrated under reduced pressure, and the residue was diluted with ethyl acetate (300 mL), washed

successively with 5% aqueous sodium hydrogen carbonate solution (200 mL×3) and saturated brine (200 mL), and dried over anhydrous sodium sulfate. Insoluble material was filtered off, and the filtrate was purified by basic silica gel column chromatography (eluate: ethyl acetate). The obtained solution was concentrated under reduced pressure to give the title compound (12.6 g, 96%) as a yellow oil.

¹H-NMR (DMSO-d₆, 300 MHz) δ 7.03 (1H, d, J = 9.3 Hz), 7.86 (1H, d, J = 7.0 Hz), 7.99 (1H, d, J = 9.8 Hz), 8.46 (1H, dd, J = 9.3, 2.8 Hz), 8.91 (1H, d, J = 2.8 Hz), 11.61 (1H, s).

[0284]

(iii) Production of N-[5-(4-amino-2-cyanophenoxy)-4-chloro-2-fluorophenyl]-2,2,2-trifluoroacetamide

To a solution of N-[4-chloro-5-(2-cyano-4-nitrophenoxy)-2-fluorophenyl]-2,2,2-trifluoroacetamide (16.0 g, 39.6 mmol) in acetic acid (850 mL)/tetrahydrofuran (500 mL) was added reduced iron (11.1 g, 198 mmol), and the mixture was stirred at 60°C for 2 hr. The reaction mixture was cooled to room temperature, insoluble material was filtered off through a pad of celite, and washed with acetic acid. The filtrate and washings were combined and the mixture was concentrated under reduced pressure. The obtained residue was diluted with ethyl acetate (900 mL)/tetrahydrofuran (100 mL), washed successively with saturated aqueous sodium hydrogen carbonate solution (500 mL) and saturated brine (500 mL), and dried over anhydrous sodium sulfate. Insoluble material was filtered off, and the filtrate was concentrated under reduced pressure. The obtained residue was purified by silica gel column chromatography (ethyl acetate/n-hexane=10/90→50/50), and the obtained solution was concentrated under reduced pressure to give the title compound (12.2 g, 82%) as a white powder.

¹H-NMR (DMSO-d₆, 300 MHz) δ 5.56 (2H, s), 6.86 - 6.96 (3H, m), 7.13 (1H, d, J = 6.8 Hz), 7.79 (1H, d, J = 9.8 Hz), 11.33 (1H, s).

[0285]

(iv) Production of N-{5-[(2-amino-7-cyano-1,3-benzothiazol-6-yl)oxy]-4-chloro-2-fluorophenyl}-2,2,2-trifluoroacetamide

To a solution of N-[5-(4-amino-2-cyanophenoxy)-4-chloro-2-fluorophenyl]-2,2,2-trifluoroacetamide (1.0 g, 2.68 mmol) in
5 acetic acid (20 mL) was added potassium thiocyanate (1.3 g, 13.4 mmol), and the mixture was stirred at room temperature for 10 min. A solution of bromine (513 mg, 3.21 mmol) in acetic acid (10 mL) was slowly added dropwise to the obtained solution. After the completion of the dropwise addition, the
10 mixture was stirred at room temperature for 12 hr. The resulting yellow insoluble material was filtered off and washed with acetic acid. The filtrate and washings were combined and the mixture was concentrated under reduced pressure. The obtained residue was suspended in ethyl acetate
15 (150 mL), washed successively with 5% aqueous sodium hydrogen carbonate solution (150 mL×2) and saturated brine (150 mL), and dried over anhydrous sodium sulfate. Insoluble material was filtered off, and the filtrate was concentrated under reduced pressure. The obtained residue was purified by silica
20 gel column chromatography (ethyl acetate/n-hexane=30/70→80/20), and the obtained solution was concentrated under reduced pressure. The residue was recrystallized from ethyl acetate/n-hexane to give the title compound (0.71 g, 60%) as a white powder.

25 ¹H-NMR (DMSO-d₆, 300 MHz) δ 6.88 (1H, d, J = 8.9 Hz), 7.44 (1H, d, J = 6.8 Hz), 7.59 (1H, d, J = 8.9 Hz), 7.85 (1H, d, J = 9.8 Hz), 7.92 (2H, s), 11.41 (1H, s).

[0286]

(v) Production of N-(6-{2-chloro-4-fluoro-5-
30 [(trifluoroacetyl)amino]phenoxy}-7-cyano-1,3-benzothiazol-2-yl)cyclopropanecarboxamide

To a solution of N-{5-[(2-amino-7-cyano-1,3-benzothiazol-6-yl)oxy]-4-chloro-2-fluorophenyl}-2,2,2-trifluoroacetamide (0.7 g, 1.63 mmol) in pyridine (3 mL) was added
35 cyclopropanecarbonyl chloride (191 μL, 2.11 mmol), and the

mixture was stirred at room temperature for 2 hr. The reaction mixture was concentrated under reduced pressure. The obtained residue was diluted with ethyl acetate (100 mL), washed successively with 5% aqueous sodium hydrogen carbonate solution (100 mL) and saturated brine (100 mL), and dried over anhydrous sodium sulfate. Insoluble material was filtered off, and the filtrate was concentrated under reduced pressure. The obtained residue was purified by silica gel column chromatography (ethyl acetate/n-hexane=20/80→80/20), and the obtained solution was concentrated under reduced pressure. The residue was recrystallized from ethyl acetate to give the title compound (348 mg, 43%) as a white powder.

¹H-NMR (DMSO-d₆, 300 MHz) δ 0.91 - 1.09 (4H, m), 1.95 - 2.12 (1H, m), 7.04 (1H, d, J = 8.9 Hz), 7.58 (1H, d, J = 6.8 Hz), 7.89 (1H, d, J = 9.8 Hz), 8.03 (1H, d, J = 8.9 Hz), 11.47 (1H, br s), 13.02 (1H, s).

[0287]

(vi) Production of N-[6-(5-amino-2-chloro-4-fluorophenoxy)-7-cyano-1,3-benzothiazol-2-yl]cyclopropanecarboxamide

To a solution of sodium borohydride (266 mg, 7.02 mmol) in ethanol (10 mL) was added dropwise methanol (1 mL), and N-(6-{2-chloro-4-fluoro-5-[(trifluoroacetyl)amino]phenoxy}-7-cyano-1,3-benzothiazol-2-yl)cyclopropanecarboxamide (350 mg, 0.70 mmol) was added to the suspension. The reaction mixture was stirred at 60°C for 1 hr, and concentrated under reduced pressure. The obtained residue was diluted with ethyl acetate (100 mL), washed successively with 5% aqueous sodium hydrogen carbonate solution (50 mL) and saturated brine (50 mL), and dried over anhydrous sodium sulfate. Insoluble material was filtered off, and the filtrate was concentrated under reduced pressure. The obtained residue was purified by preparative thin layer chromatography (ethyl acetate/n-hexane=50/50), and the band containing the object product was scraped off, and eluted with 10% tetrahydrofuran/ethyl acetate. The obtained solution was purified by basic silica gel column

chromatography (eluate: ethyl acetate). The obtained solution was concentrated under reduced pressure to give the title compound (180 mg, 64%) as a white powder.

¹H-NMR (DMSO-d₆, 300 MHz) δ 0.91 - 1.08 (4H, m), 1.93 - 2.12
5 (1H, m), 5.59 (2H, s), 6.62 (1H, d, J = 8.3 Hz), 6.95 (1H, d, J = 9.0 Hz), 7.38 (1H, d, J = 11.0 Hz), 7.98 (1H, d, J = 9.0 Hz), 12.98 (1H, br s).

[0288]

(vii) Production of 2-chloro-N-[4-chloro-5-({7-cyano-2-
10 [(cyclopropylcarbonyl)amino]-1,3-benzothiazol-6-yl}oxy)-2-fluorophenyl]-3-(1-cyanocyclopropyl)benzamide

To a solution of 2-chloro-3-(1-cyanocyclopropyl)benzoic acid (75 mg, 0.339 mmol) in tetrahydrofuran (2 mL) were added oxalyl chloride (36 μL, 0.427 mmol) and N,N-dimethylformamide
15 (20 μL), and the mixture was stirred at room temperature for 2 hr. The reaction mixture was concentrated under reduced pressure, and the residue was dissolved in N,N-dimethylacetamide (2 mL). N-[6-(5-Amino-2-chloro-4-fluorophenoxy)-7-cyano-1,3-benzothiazol-2-
20 yl]cyclopropanecarboxamide (100 mg, 0.248 mmol) was added to the solution, and the mixture was stirred at room temperature for 15 min. The reaction mixture was diluted with ethyl acetate (50 mL), washed successively with 5% aqueous sodium hydrogen carbonate solution (25 mL) and saturated brine (25
25 mL), and dried over anhydrous sodium sulfate. Insoluble material was filtered off, and the filtrate was concentrated under reduced pressure. The obtained residue was purified by silica gel column chromatography (ethyl acetate/n-hexane=50/50 →100/0), and the obtained solution was concentrated under
30 reduced pressure. The residue was crystallized from diethyl ether to give the title compound (85 mg, 57%) as a white powder.

¹H-NMR (DMSO-d₆, 300 MHz) δ 0.92 - 1.03 (4H, m), 1.39 - 1.52
(2H, m), 1.70 - 1.86 (2H, m), 1.93 - 2.10 (1H, m), 7.03 (1H, d,
35 J = 9.1 Hz), 7.46 (1H, t, J = 7.6 Hz), 7.54 - 7.61 (1H, m),

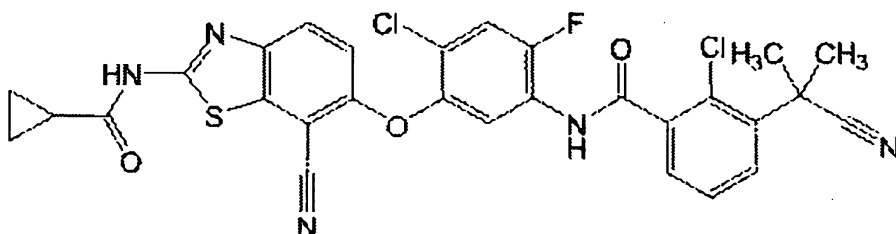
7.65 (1H, dd, $J = 7.6, 1.6$ Hz), 7.85 (1H, d, $J = 10.2$ Hz),
7.91 - 8.05 (2H, m), 10.74 (1H, s), 13.00 (1H, br s).

[0289]

Example 24

- 5 Production of 2-chloro-N-[4-chloro-5-({7-cyano-2-
[(cyclopropylcarbonyl)amino]-1,3-benzothiazol-6-yl}oxy)-2-
fluorophenyl]-3-(1-cyano-1-methylethyl)benzamide

[0290]



10 [0291]

To a solution of 2-chloro-3-(1-cyano-1-methylethyl)benzoic acid (74 mg, 0.330 mmol) in tetrahydrofuran (1 mL) were added oxalyl chloride (35 μ L, 0.408 mmol) and N,N-dimethylformamide (5 μ L), and the mixture
15 was stirred at room temperature for 1 hr. The reaction mixture was concentrated under reduced pressure, and the residue was dissolved in N,N-dimethylacetamide (2 mL). N-[6-(5-Amino-2-chloro-4-fluorophenoxy)-7-cyano-1,3-benzothiazol-2-yl]cyclopropanecarboxamide (90 mg, 0.223 mmol) produced in
20 Example 23(vi) was added to the solution, and the mixture was stirred at room temperature for 1 hr. The reaction mixture was diluted with ethyl acetate (15 mL), washed successively with 5% aqueous sodium hydrogen carbonate solution (7 mL) and saturated brine (7 mL), and dried over anhydrous sodium
25 sulfate. Insoluble material was filtered off, and the filtrate was concentrated under reduced pressure. The obtained residue was purified by silica gel column chromatography (ethyl acetate/n-hexane=20/80 \rightarrow 80/20), and the obtained solution was concentrated under reduced pressure to give the title compound
30 (120 mg, 88%) as a white powder.

$^1\text{H-NMR}$ (DMSO- d_6 , 300 MHz) δ 0.92 - 1.09 (4H, m), 1.83 (6H, s),

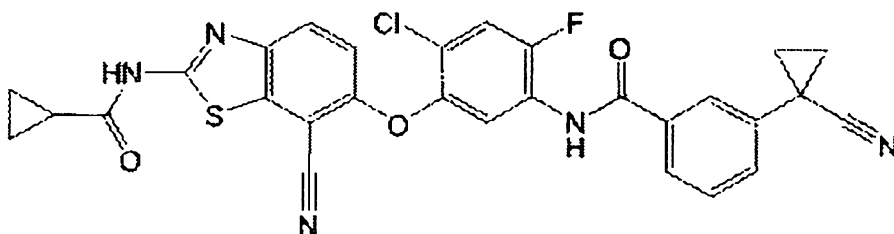
1.95 - 2.10 (1H, m), 7.04 (1H, d, J = 9.1 Hz), 7.45 - 7.61 (2H, m), 7.65 (1H, dd, J = 7.7, 1.9 Hz), 7.84 (1H, d, J = 10.0 Hz), 7.95 - 8.07 (2H, m), 10.77 (1H, s), 13.00 (1H, s).

[0292]

5 Example 25

Production of N-[4-chloro-5-({7-cyano-2-[(cyclopropylcarbonyl)amino]-1,3-benzothiazol-6-yl}oxy)-2-fluorophenyl]-3-(1-cyanocyclopropyl)benzamide

[0293]



[0294]

To a solution of 3-(1-cyanocyclopropyl)benzoic acid (74 mg, 0.330 mmol) in tetrahydrofuran (1 mL) were added oxalyl chloride (35 μ L, 0.408 mmol) and N,N-dimethylformamide (5 μ L), and the mixture was stirred at room temperature for 1 hr. The reaction mixture was concentrated under reduced pressure, and the residue was dissolved in N,N-dimethylacetamide (2 mL). N-[6-(5-Amino-2-chloro-4-fluorophenoxy)-7-cyano-1,3-benzothiazol-2-yl]cyclopropanecarboxamide (90 mg, 0.223 mmol) produced in Example 23(vi) was added to the solution, and the mixture was stirred at room temperature for 1 hr. The reaction mixture was diluted with ethyl acetate (15 mL), washed successively with 5% aqueous sodium hydrogen carbonate solution (7 mL) and saturated brine (7 mL), and dried over anhydrous sodium sulfate. Insoluble material was filtered off, and the filtrate was concentrated under reduced pressure. The obtained residue was purified by silica gel column chromatography (ethyl acetate/n-hexane=20/80 \rightarrow 80/20), and the obtained solution was concentrated under reduced pressure. The residue was crystallized from ethyl acetate to give the title compound (105 mg, 83%) as a white powder.

15

20

25

30

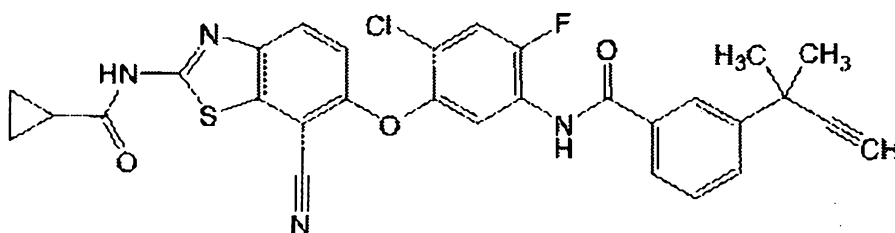
¹H-NMR (DMSO-d₆, 300 MHz) δ 0.90 - 1.07 (4H, m), 1.54 - 1.64 (2H, m), 1.76 - 1.86 (2H, m), 1.93 - 2.09 (1H, m), 7.04 (1H, d, J = 9.0 Hz), 7.48 - 7.62 (2H, m), 7.67 (1H, d, J = 7.0 Hz), 7.80 - 7.91 (3H, m), 8.02 (1H, d, J = 9.0 Hz), 10.37 (1H, s),
5 13.00 (1H, br s).

[0295]

Example 26

Production of N-[4-chloro-5-({7-cyano-2-
[(cyclopropylcarbonyl)amino]-1,3-benzothiazol-6-yl}oxy)-2-
10 fluorophenyl]-3-(1,1-dimethylprop-2-yn-1-yl)benzamide

[0296]



[0297]

To a solution of 3-(1,1-dimethylprop-2-yn-1-yl)benzoic
15 acid (62 mg, 0.330 mmol) in tetrahydrofuran (1 mL) were added
oxalyl chloride (35 µL, 0.408 mmol) and N,N-dimethylformamide
(5 µL), and the mixture was stirred at room temperature for 1
hr. The reaction mixture was concentrated under reduced
pressure, and the residue was dissolved in N,N-
20 dimethylacetamide (1 mL). N-[6-(5-Amino-2-chloro-4-
fluorophenoxy)-7-cyano-1,3-benzothiazol-2-
yl]cyclopropanecarboxamide (90 mg, 0.223 mmol) produced in
Example 23(vi) was added to the solution, and the mixture was
stirred at room temperature for 1 hr. The reaction mixture was
25 diluted with ethyl acetate (15 mL), washed successively with
5% aqueous sodium hydrogen carbonate solution (7 mL) and
saturated brine (7 mL), and dried over anhydrous sodium
sulfate. Insoluble material was filtered off, and the filtrate
was concentrated under reduced pressure. The obtained residue
30 was purified by silica gel column chromatography (ethyl
acetate/n-hexane=20/80→80/20), and the obtained solution was

concentrated under reduced pressure. The residue was crystallized from ethyl acetate to give the title compound (72 mg, 56%) as a white powder.

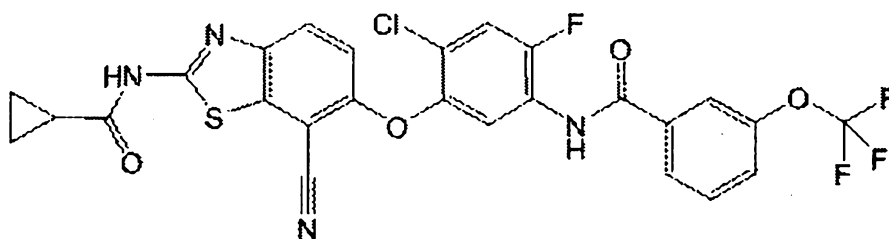
¹H-NMR (DMSO-d₆, 300 MHz) δ 0.91 - 1.08 (4H, m), 1.57 (6H, s),
5 1.94 - 2.09 (1H, m), 3.31 (1H, s), 7.05 (1H, d, J = 8.9 Hz),
7.40 - 7.55 (1H, m), 7.63 - 7.73 (1H, m), 7.74 - 7.91 (3H, m),
8.04 (1H, d, J = 8.9 Hz), 8.08 (1H, t, J = 1.7 Hz), 10.33 (1H, s), 13.00 (1H, s).

[0298]

10 Example 27

Production of N-[4-chloro-5-({7-cyano-2-[(cyclopropylcarbonyl)amino]-1,3-benzothiazol-6-yl}oxy)-2-fluorophenyl]-3-(trifluoromethoxy)benzamide

[0299]



15

[0300]

To a solution of 3-(trifluoromethoxy)benzoic acid (68 mg, 0.330 mmol) in tetrahydrofuran (1 mL) were added oxalyl chloride (35 μL, 0.408 mmol) and N,N-dimethylformamide (5 μL),
20 and the mixture was stirred at room temperature for 1 hr. The reaction mixture was concentrated under reduced pressure, and the residue was dissolved in N,N-dimethylacetamide (1 mL). N-[6-(5-Amino-2-chloro-4-fluorophenoxy)-7-cyano-1,3-benzothiazol-2-yl]cyclopropanecarboxamide (90 mg, 0.223 mmol)
25 produced in Example 23(vi) was added to the solution, and the mixture was stirred at room temperature for 1 hr. The reaction mixture was diluted with ethyl acetate (15 mL), washed successively with 5% aqueous sodium hydrogen carbonate solution (7 mL) and saturated brine (7 mL), and dried over
30 anhydrous sodium sulfate. Insoluble material was filtered off, and the filtrate was concentrated under reduced pressure. The

obtained residue was purified by silica gel column chromatography (ethyl acetate/n-hexane=10/90→60/40), and the obtained solution was concentrated under reduced pressure. The residue was recrystallized from ethyl acetate/n-hexane to give
5 the title compound (85 mg, 65%) as a white powder.

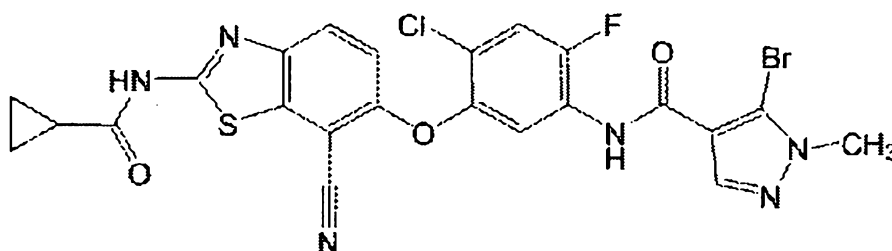
¹H-NMR (DMSO-d₆, 300 MHz) δ 0.92 - 1.05 (4H, m), 1.95 - 2.11 (1H, m), 7.05 (1H, d, J = 8.9 Hz), 7.56 - 7.75 (3H, m), 7.80 - 7.91 (2H, m), 7.98 (1H, dt, J = 7.4, 1.5 Hz), 8.03 (1H, d, J = 8.9 Hz), 10.48 (1H, br s), 13.00 (1H, br s).

10 [0301]

Example 28

Production of 5-bromo-N-[4-chloro-5-({7-cyano-2-[(cyclopropylcarbonyl)amino]-1,3-benzothiazol-6-yl}oxy)-2-fluorophenyl]-1-methyl-1H-pyrazole-4-carboxamide

15 [0302]



[0303]

To a solution of 5-bromo-1-methyl-1H-pyrazole-4-carboxylic acid (68 mg, 0.331 mmol) in tetrahydrofuran (1 mL)
20 were added oxalyl chloride (35 µL, 0.408 mmol) and N,N-dimethylformamide (5 µL), and the mixture was stirred at room temperature for 1 hr. The reaction mixture was concentrated under reduced pressure, and the residue was dissolved in N,N-dimethylacetamide (1 mL). N-[6-(5-Amino-2-chloro-4-
25 fluorophenoxy)-7-cyano-1,3-benzothiazol-2-yl]cyclopropanecarboxamide (90 mg, 0.223 mmol) produced in Example 23(vi) was added to the solution, and the mixture was stirred at room temperature for 1 hr. The reaction mixture was diluted with ethyl acetate (15 mL), washed successively with
30 5% aqueous sodium hydrogen carbonate solution (7 mL) and saturated brine (7 mL), and dried over anhydrous sodium

sulfate. Insoluble material was filtered off, and the filtrate was concentrated under reduced pressure. The obtained residue was purified by silica gel column chromatography (ethyl acetate/n-hexane=60/40→100/0), and the obtained solution was concentrated under reduced pressure. The residue was
5 crystallized from ethyl acetate to give the title compound (34 mg, 26%) as a white powder.

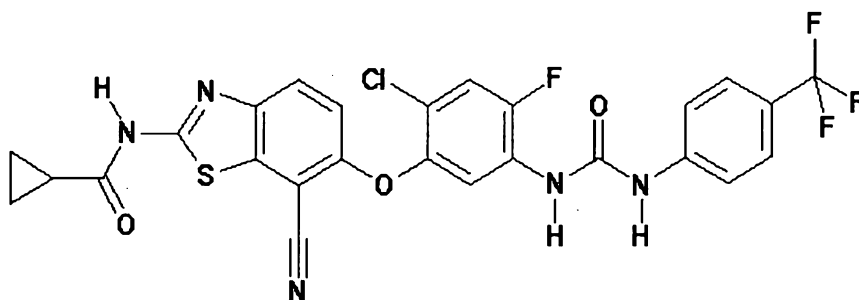
¹H-NMR (DMSO-d₆, 300 MHz) δ 0.88 - 1.14 (4H, m), 1.95 - 2.10 (1H, m), 3.86 (3H, s), 7.02 (1H, d, J = 9.1 Hz), 7.72 (1H, d, J = 7.2 Hz), 7.82 (1H, d, J = 10.0 Hz), 8.01 (1H, d, J = 9.1 Hz), 8.17 (1H, s), 9.92 (1H, s), 12.99 (1H, s).

[0304]

Example 29

Production of N-{6-[2-chloro-4-fluoro-5-({[4-(trifluoromethyl)phenyl]carbamoyl}amino)phenoxy]-7-cyano-1,3-benzothiazol-2-yl}cyclopropanecarboxamide

[0305]



[0306]

20 N-[6-(5-Amino-2-chloro-4-fluorophenoxy)-7-cyano-1,3-benzothiazol-2-yl]cyclopropanecarboxamide (150 mg, 0.372 mmol) produced in Example 23(vi) was dissolved in N,N-dimethylformamide (1.5 mL), 1-isocyanato-4-(trifluoromethyl)benzene (69 µL, 0.484 mmol) was added, and
25 the mixture was stirred at room temperature for 12 hr. The reaction mixture was diluted with ethyl acetate (10 mL), washed successively with 5% aqueous sodium hydrogen carbonate solution (5 mL) and saturated brine (5 mL), and dried over anhydrous sodium sulfate. Insoluble material was filtered off,

and the filtrate was concentrated under reduced pressure. The obtained residue was purified by basic silica gel column chromatography (methanol/ethyl acetate=0/100→5/95), and the obtained solution was concentrated under reduced pressure. The
5 residue was recrystallized from acetone/n-hexane to give the title compound (115 mg, 52%) as a white powder.

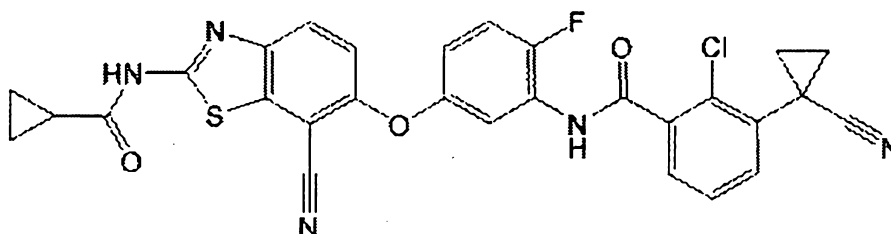
¹H-NMR (300 MHz, DMSO-d₆) δ0.91 - 1.12 (4H, m), 1.95 - 2.06 (1H, m), 7.02 (1H, d, J = 9.1 Hz), 7.55 - 7.68 (4H, m), 7.78 (1H, d, J = 10.8 Hz), 8.01 (1H, d, J = 9.1 Hz), 8.14 (1H, d, J = 7.4
10 Hz), 8.97 (1H, d, J = 2.5 Hz), 9.50 (1H, s), 13.00 (1H, s).

[0307]

Example 30

Production of 2-chloro-3-(1-cyanocyclopropyl)-N-[5-({7-cyano-2-[(cyclopropylcarbonyl)amino]-1,3-benzothiazol-6-yl}oxy)-2-
15 fluorophenyl]benzamide

[0308]



[0309]

(i) Production of 2-(3-amino-4-fluorophenoxy)-5-
20 nitrobenzonitrile

To a solution of 3-cyano-4-fluoronitrobenzene (9.36 g, 56.3 mmol) and 3-amino-4-fluorophenol (7.16 g, 56.3 mmol) in N,N-dimethylformamide (150 mL) was added potassium carbonate (11.7 g, 84.5 mmol), and the mixture was stirred at room
25 temperature for 4 hr. Insoluble material was filtered off, and the filtrate was concentrated under reduced pressure. 5% Aqueous sodium hydrogen carbonate solution (300 mL) was added to the residue, and the mixture was extracted with ethyl acetate (270 mL)/tetrahydrofuran (30 mL). The aqueous layer
30 was extracted with ethyl acetate (270 mL)/tetrahydrofuran (30 mL), and the combined organic layer was washed with saturated

brine (300 mL), and dried over anhydrous sodium sulfate.

Insoluble material was filtered off, and the filtrate was purified by basic silica gel column chromatography (eluate: ethyl acetate). The obtained solution was concentrated under
5 reduced pressure to give the title compound (15.6 g, quantitative) as a beige powder.

¹H-NMR (DMSO-d₆, 300 MHz) δ 5.55 (2H, s), 6.33 - 6.46 (1H, m), 6.60 (1H, dd, J = 7.6, 3.0 Hz), 7.02 (1H, d, J = 9.4 Hz), 7.13 (1H, dd, J = 11.1, 8.7 Hz), 8.44 (1H, dd, J = 9.4, 2.7 Hz),
10 8.83 (1H, d, J = 2.7 Hz).

[0310]

(ii) Production of N-[5-(2-cyano-4-nitrophenoxy)-2-fluorophenyl]-2,2,2-trifluoroacetamide

To a solution of 2-(3-amino-4-fluorophenoxy)-5-nitrobenzonitrile (10 g, 36.6 mmol) in tetrahydrofuran (100
15 mL) was added trifluoroacetic anhydride (9.99 mL, 47.6 mmol), and the mixture was stirred at room temperature for 1 hr. The reaction mixture was concentrated under reduced pressure, and the residue was diluted with ethyl acetate (450
20 mL)/tetrahydrofuran (50 mL), washed successively with saturated aqueous sodium hydrogen carbonate solution (500 mL×2) and saturated brine (500 mL), and dried over anhydrous sodium sulfate. Insoluble material was filtered off, and the filtrate was purified by silica gel column chromatography
25 (eluate: ethyl acetate). The obtained solution was concentrated under reduced pressure to give the title compound (12.6 g, 93%) as a white powder.

¹H-NMR (DMSO-d₆, 300 MHz) δ 7.06 (1H, d, J = 9.4 Hz), 7.35 - 7.45 (1H, m), 7.51 - 7.63 (2H, m), 8.47 (1H, dd, J = 9.4, 2.8
30 Hz), 8.88 (1H, d, J = 2.8 Hz), 11.51 (1H, s).

[0311]

(iii) Production of N-[5-(4-amino-2-cyanophenoxy)-2-fluorophenyl]-2,2,2-trifluoroacetamide

To a solution of N-[5-(2-cyano-4-nitrophenoxy)-2-fluorophenyl]-2,2,2-trifluoroacetamide (6.00 g, 16.3 mmol) in
35

methanol (160 mL) was added 10% palladium-carbon (600 mg), and the mixture was stirred at room temperature for 2 hr under a hydrogen atmosphere (1 atm). Insoluble material was filtered off, and the filtrate was concentrated under reduced pressure to give the title compound (5.44 g, 99%) as a gray oil.

¹H-NMR (DMSO-d₆, 300 MHz) δ 5.53 (2H, s), 6.84 – 7.00 (4H, m), 7.09 (1H, dd, J = 6.2, 3.2 Hz), 7.33 (1H, t, J = 9.5 Hz), 11.20 (1H, br s).

[0312]

(iv) Production of N-{5-[(2-amino-7-cyano-1,3-benzothiazol-6-yl)oxy]-2-fluorophenyl}-2,2,2-trifluoroacetamide

Potassium thiocyanate (7.72 g, 79.4 mmol) was suspended in acetic acid (30 mL), and the suspension was stirred at room temperature for 10 min. A solution of N-[5-(4-amino-2-cyanophenoxy)-2-fluorophenyl]-2,2,2-trifluoroacetamide (5.4 g, 15.9 mmol) in acetic acid (200 mL) was added to the obtained solution, and the mixture was further stirred at room temperature for 10 min. A solution of bromine (5.05 g, 31.5 mmol) in acetic acid (30 mL) was slowly added dropwise to the obtained solution. After the completion of the dropwise addition, the mixture was stirred at room temperature for 12 hr. The resulting yellow insoluble material was filtered off and washed with acetic acid. The filtrate and washings were combined and the mixture was concentrated under reduced pressure. The obtained residue was suspended in ethyl acetate (500 mL), washed successively with saturated aqueous sodium hydrogen carbonate solution (250 mL×2) and saturated brine (250 mL), and dried over anhydrous sodium sulfate. Insoluble material was filtered off, and the filtrate was purified by silica gel column chromatography (eluate: ethyl acetate). The obtained solution was concentrated under reduced pressure to give the title compound (5.36 g, 85%) as a pale-yellow powder. ¹H-NMR (DMSO-d₆, 300 MHz) δ 7.00 (1H, d, J = 8.9 Hz), 7.10 – 7.19 (1H, m), 7.26 (1H, dd, J = 6.1, 3.1 Hz), 7.42 (1H, t, J = 9.5 Hz), 7.62 (1H, d, J = 8.9 Hz), 7.91 (2H, s), 11.34 (1H, s).

[0313]

(v) Production of N-(7-cyano-6-{4-fluoro-3-[(trifluoroacetyl)amino]phenoxy}-1,3-benzothiazol-2-yl)cyclopropanecarboxamide

5 To a solution of N-{5-[(2-amino-7-cyano-1,3-benzothiazol-6-yl)oxy]-2-fluorophenyl}-2,2,2-trifluoroacetamide (1.0 g, 2.52 mmol) in tetrahydrofuran (10 mL) were added pyridine (1.0 mL, 12.5 mmol) and cyclopropanecarbonyl chloride (395 μ L, 4.35 mmol), and the mixture was stirred at room temperature for 10
10 hr. Pyridine (4.0 mL, 50 mmol) and cyclopropanecarbonyl chloride (100 μ L, 1.10 mmol) were added, and the mixture was further stirred at room temperature for 1 hr. The reaction mixture was diluted with ethyl acetate (100 mL), washed successively with 1N hydrochloric acid (20 mL \times 2), 5% aqueous
15 sodium hydrogen carbonate solution (100 mL) and saturated brine (100 mL), and dried over anhydrous sodium sulfate. Insoluble material was filtered off, and the filtrate was concentrated under reduced pressure. The obtained residue was purified by silica gel column chromatography (ethyl acetate/n-
20 hexane=30/70 \rightarrow 80/20), and the obtained solution was concentrated under reduced pressure. The residue was crystallized from ethyl acetate/n-hexane to give the title compound (410 mg, 38%) as a white powder.

$^1\text{H-NMR}$ (DMSO- d_6 , 300 MHz) δ 0.95 - 1.05 (4H, m), 1.97 - 2.09
25 (1H, m), 7.16 (1H, d, J = 9.0 Hz), 7.19 - 7.28 (1H, m), 7.36 (1H, dd, J = 6.2, 3.0 Hz), 7.46 (1H, t, J = 9.5 Hz), 8.05 (1H, d, J = 9.0 Hz), 11.36 (1H, s), 12.99 (1H, s).

[0314]

(vi) Production of N-[6-(3-amino-4-fluorophenoxy)-7-cyano-1,3-benzothiazol-2-yl]cyclopropanecarboxamide

To a solution of sodium borohydride (586 mg, 15.5 mmol) in ethanol (7 mL) was added dropwise methanol (3 mL). To this suspension was added N-(7-cyano-6-{4-fluoro-3-[(trifluoroacetyl)amino]phenoxy}-1,3-benzothiazol-2-
35 yl)cyclopropanecarboxamide (360 mg, 0.775 mmol). The reaction

mixture was stirred at 60°C for 1 hr, cooled to room temperature, and concentrated under reduced pressure. The obtained residue was diluted with ethyl acetate (100 mL), washed successively with 5% aqueous sodium hydrogen carbonate solution (100 mL) and saturated brine (100 mL), and dried over anhydrous sodium sulfate. Insoluble material was filtered off, and the filtrate was concentrated under reduced pressure. The obtained residue was purified by basic silica gel column chromatography (ethyl acetate/n-hexane=80/20→100/0), and the
10 obtained solution was concentrated under reduced pressure. The residue was recrystallized from ethyl acetate/n-hexane to give the title compound (194 mg, 68%) as a white powder.

¹H-NMR (DMSO-d₆, 300 MHz) δ 0.89 - 1.07 (4H, m), 1.95 - 2.08 (1H, m), 5.40 (2H, s), 6.16 - 6.35 (1H, m), 6.49 (1H, dd, J =
15 7.6, 3.0 Hz), 6.96 - 7.11 (2H, m), 8.00 (1H, d, J = 8.9 Hz), 12.94 (1H, br s).

[0315]

(vii) Production of 2-chloro-3-(1-cyanocyclopropyl)-N-[5-({7-cyano-2-[(cyclopropylcarbonyl)amino]-1,3-benzothiazol-6-yl}oxy)-2-fluorophenyl]benzamide
20

To a solution of 2-chloro-3-(1-cyanocyclopropyl)benzoic acid (60 mg, 0.272 mmol) in tetrahydrofuran (1.5 mL) were added oxalyl chloride (29 µL, 0.340 mmol) and N,N-dimethylformamide (15 µL), and the mixture was stirred at room
25 temperature for 1 hr. The reaction mixture was concentrated under reduced pressure, and the residue was dissolved in N,N-dimethylacetamide (2 mL). N-[6-(3-Amino-4-fluorophenoxy)-7-cyano-1,3-benzothiazol-2-yl]cyclopropanecarboxamide (84 mg, 0.227 mmol) was added to the solution, and the mixture was
30 stirred at room temperature for 30 min. The reaction mixture was diluted with ethyl acetate (50 mL), washed successively with 5% aqueous sodium hydrogen carbonate solution (25 mL) and saturated brine (25 mL), and dried over anhydrous sodium sulfate. Insoluble material was filtered off, and the filtrate
35 was concentrated under reduced pressure. The obtained residue

was purified by silica gel column chromatography (ethyl acetate/n-hexane=30/70→80/20), and the obtained solution was concentrated under reduced pressure. The residue was recrystallized from ethyl acetate/n-hexane to give the title
5 compound (92 mg, 59%) as a white powder.

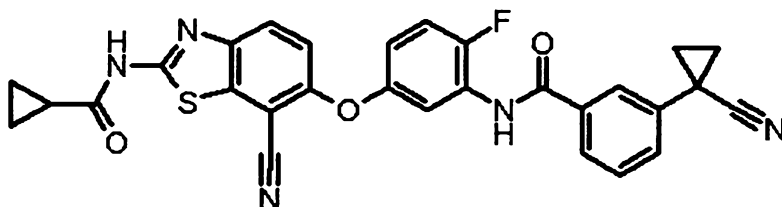
¹H-NMR (DMSO-d₆, 300 MHz) δ 0.90 - 1.10 (4H, m), 1.39 - 1.49 (2H, m), 1.75 - 1.86 (2H, m), 1.96 - 2.09 (1H, m), 6.99 - 7.12 (1H, m), 7.16 (1H, d, J = 9.0 Hz), 7.34 - 7.52 (2H, m), 7.54 - 7.69 (2H, m), 7.81 (1H, dd, J = 6.2, 3.0 Hz), 8.04 (1H, d, J =
10 9.0 Hz), 10.62 (1H, s), 12.99 (1H, s).

[0316]

Example 31

Production of 3-(1-cyanocyclopropyl)-N-[5-({7-cyano-2-[(cyclopropylcarbonyl)amino]-1,3-benzothiazol-6-yl}oxy)-2-fluorophenyl]benzamide
15

[0317]



[0318]

To a solution of 3-(1-cyanocyclopropyl)benzoic acid (51
20 mg, 0.272 mmol) in tetrahydrofuran (1.5 mL) were added oxalyl chloride (29 µL, 0.340 mmol) and N,N-dimethylformamide (15 µL), and the mixture was stirred at room temperature for 1 hr. The reaction mixture was concentrated under reduced pressure, and the residue was dissolved in N,N-dimethylacetamide (2 mL). N-
25 [6-(3-Amino-4-fluorophenoxy)-7-cyano-1,3-benzothiazol-2-yl]cyclopropanecarboxamide (84 mg, 0.227 mmol) produced in Example 30(vi) was added to the solution, and the mixture was stirred at room temperature for 30 min. The reaction mixture was diluted with ethyl acetate (50 mL), washed successively
30 with 5% aqueous sodium hydrogen carbonate solution (25 mL) and saturated brine (25 mL), and dried over anhydrous sodium sulfate. Insoluble material was filtered off, and the filtrate

was concentrated under reduced pressure. The residue was purified by silica gel column chromatography (ethyl acetate/n-hexane=40/60→100/0), and the obtained solution was concentrated under reduced pressure. The residue was
5 recrystallized from ethyl acetate/n-hexane to give the title compound (105 mg, 86%) as a white powder.

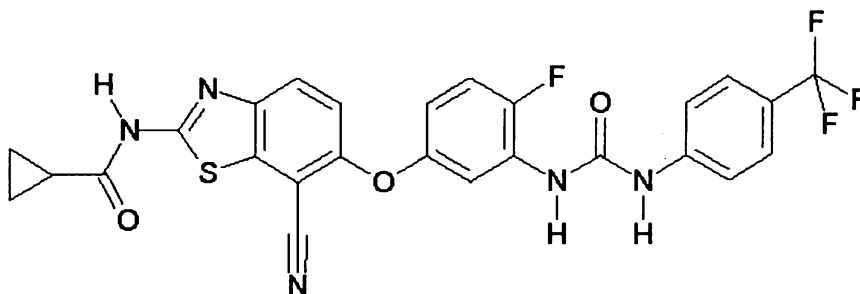
¹H-NMR (DMSO-d₆, 300 MHz) δ 0.94 - 1.06 (4H, m), 1.56 - 1.65 (2H, m), 1.77 - 1.84 (2H, m), 1.97 - 2.10 (1H, m), 7.06 - 7.21 (2H, m), 7.35 - 7.63 (4H, m), 7.80 - 7.92 (2H, m), 8.04 (1H, d,
10 J = 9.1 Hz), 10.29 (1H, s), 12.98 (1H, s).

[0319]

Example 32

Production of N-{7-cyano-6-[4-fluoro-3-({[4-(trifluoromethyl)phenyl]carbamoyl}amino)phenoxy]-1,3-benzothiazol-2-yl}cyclopropanecarboxamide
15

[0320]



[0321]

N-[6-(3-Amino-4-fluorophenoxy)-7-cyano-1,3-benzothiazol-2-yl]cyclopropanecarboxamide (150 mg, 0.402 mmol) produced in
20 Example 30(vi) was dissolved in N,N-dimethylformamide (2 mL), 1-isocyanato-4-(trifluoromethyl)benzene (75 µL, 0.522 mmol) was added, and the mixture was stirred at room temperature for 12 hr. The reaction mixture was diluted with ethyl acetate (10
25 mL), washed successively with 5% aqueous sodium hydrogen carbonate solution (5 mL) and saturated brine (5 mL), and dried over anhydrous sodium sulfate. Insoluble material was filtered off, and the filtrate was concentrated under reduced pressure. The obtained residue was purified by basic silica

gel column chromatography (ethyl acetate/n-hexane=60/40→100/0), and the obtained solution was concentrated under reduced pressure. The residue was recrystallized from acetone/n-hexane to give the title compound (115 mg, 51%) as a white powder.

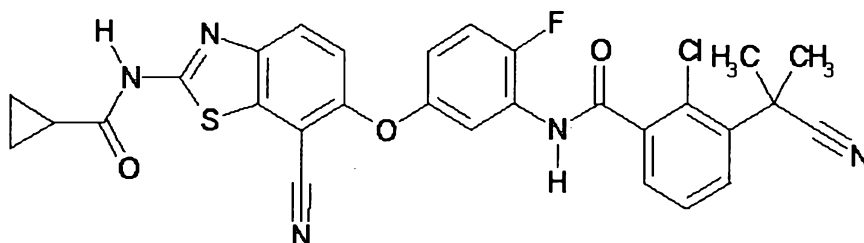
5 ¹H-NMR (300 MHz, DMSO-d₆) δ0.84 - 1.22 (4H, m), 1.86 - 2.07 (1H, m), 6.68 - 6.92 (1H, m), 7.13 (1H, d, J = 8.9 Hz), 7.36 (1H, dd, J = 11.0, 9.1 Hz), 7.55 - 7.73 (4H, m), 7.91 - 8.13 (2H, m), 8.87 (1H, d, J = 2.5 Hz), 9.51 (1H, s), 12.99 (1H, s).

[0322]

10 Example 33

Production of 2-chloro-N-[5-({7-cyano-2-[(cyclopropylcarbonyl)amino]-1,3-benzothiazol-6-yl}oxy)-2-fluorophenyl]-3-(1-cyano-1-methylethyl)benzamide

[0323]



15

[0324]

To a solution of 2-chloro-3-(1-cyano-1-methylethyl)benzoic acid (108 mg, 0.482 mmol) in tetrahydrofuran (1.5 mL) were added oxalyl chloride (52 μL, 0.601 mmol) and N,N-dimethylformamide (10 μL), and the mixture was stirred at room temperature for 1 hr. The reaction mixture was concentrated under reduced pressure, and the residue was dissolved in N,N-dimethylacetamide (1.5 mL). N-[6-(3-Amino-4-fluorophenoxy)-7-cyano-1,3-benzothiazol-2-yl]cyclopropanecarboxamide (150 mg, 0.407 mmol) produced in Example 30(vi) was added to the solution, and the mixture was stirred at room temperature for 10 min. The reaction mixture was diluted with ethyl acetate (10 mL), washed successively with 5% aqueous sodium hydrogen carbonate solution (5 mL) and saturated brine (5 mL), and dried over anhydrous sodium

20
25
30

sulfate. Insoluble material was filtered off, and the filtrate was concentrated under reduced pressure. The obtained residue was purified by basic silica gel column chromatography (ethyl acetate/n-hexane=50/50→100/0), and the obtained solution was concentrated under reduced pressure. The residue was recrystallized from ethyl acetate/n-hexane to give the title compound (116 mg, 50%) as a white powder.

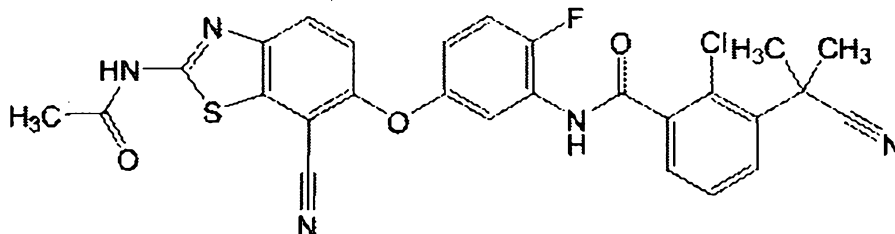
¹H-NMR (300 MHz, DMSO-d₆) δ 0.90 - 1.10 (4H, m), 1.84 (6H, s), 1.93 - 2.12 (1H, m), 7.07 (1H, dt, J = 8.8, 3.5 Hz), 7.16 (1H, d, J = 8.9 Hz), 7.41 (1H, dd, J = 10.1, 9.2 Hz), 7.46 - 7.72 (3H, m), 7.81 (1H, dd, J = 6.2, 3.0 Hz), 8.04 (1H, d), 10.65 (1H, s), 12.99 (1H, s).

[0325]

Example 34

Production of N-(5-{[2-(acetylamino)-7-cyano-1,3-benzothiazol-6-yl]oxy}-2-fluorophenyl)-2-chloro-3-(1-cyano-1-methylethyl)benzamide

[0326]



[0327]

(i) Production of N-(5-{[2-(acetylamino)-7-cyano-1,3-benzothiazol-6-yl]oxy}-2-fluorophenyl)-2,2,2-trifluoroacetamide

To a solution of N-{5-[(2-amino-7-cyano-1,3-benzothiazol-6-yl)oxy]-2-fluorophenyl}-2,2,2-trifluoroacetamide (1.5 g, 3.78 mmol) produced in Example 30 (iv) in tetrahydrofuran (20 mL) were added pyridine (20 mL) and acetyl chloride (403 μL, 5.67 mmol), and the mixture was stirred at room temperature for 2 hr. The reaction mixture was diluted with ethyl acetate (300 mL), washed successively with 5% aqueous sodium hydrogen carbonate solution (150 mL) and saturated brine (150 mL), and

dried over anhydrous sodium sulfate. Insoluble material was filtered off, and the filtrate was concentrated under reduced pressure. The obtained residue was purified by basic silica gel column chromatography (ethyl acetate/n-hexane=30/70→100/0),
5 and the obtained solution was concentrated under reduced pressure to give the title compound (740 mg, 45%) as a white powder.

¹H-NMR (DMSO-d₆, 300 MHz) δ 2.25 (3H, s), 7.15 (1H, d, J = 9.0 Hz), 7.19 - 7.27 (1H, m), 7.33 - 7.39 (1H, m), 7.41 - 7.51 (1H, m), 8.05 (1H, d, J = 9.0 Hz), 11.38 (1H, s), 12.71 (1H, s).

[0328]

(ii) Production of N-[6-(3-amino-4-fluorophenoxy)-7-cyano-1,3-benzothiazol-2-yl]acetamide

To a solution of sodium borohydride (3.0 g, 79.4 mmol) in
15 ethanol (30 mL) was added dropwise methanol (6 mL). To this suspension was added N-(5-{[2-(acetylamino)-7-cyano-1,3-benzothiazol-6-yl]oxy}-2-fluorophenyl)-2,2,2-trifluoroacetamide (700 mg, 1.60 mmol). The reaction mixture was stirred at room temperature for 20 min, and concentrated
20 under reduced pressure. The obtained residue was diluted with ethyl acetate (150 mL), washed successively with saturated aqueous sodium hydrogen carbonate solution (100 mL) and saturated brine (100 mL), and dried over anhydrous sodium sulfate. Insoluble material was filtered off, and the filtrate
25 was concentrated under reduced pressure. The obtained residue was purified by silica gel column chromatography (ethyl acetate/n-hexane=50/50→100/0). The obtained solution was concentrated under reduced pressure to give the title compound (260 mg, 48%) as a white powder.

30 ¹H-NMR (DMSO-d₆, 300 MHz) δ 2.24 (3H, s), 5.40 (2H, s), 6.27 (1H, dt, J = 8.7, 3.3 Hz), 6.49 (1H, dd, J = 7.6, 3.0 Hz), 6.98 - 7.16 (2H, m), 8.00 (1H, d, J = 8.7 Hz), 12.67 (1H, s).

[0329]

(iii) Production of N-(5-{[2-(acetylamino)-7-cyano-1,3-benzothiazol-6-yl]oxy}-2-fluorophenyl)-2-chloro-3-(1-cyano-1-

methylethyl)benzamide

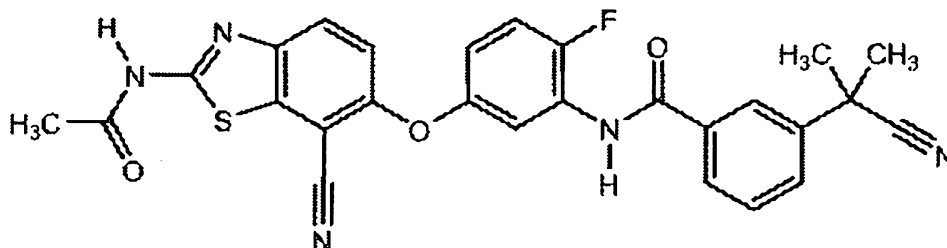
To a solution of 2-chloro-3-(1-cyano-1-methylethyl)benzoic acid (156 mg, 0.697 mmol) in tetrahydrofuran (2 mL) were added oxalyl chloride (75 μ L, 0.875 mmol) and N,N-dimethylformamide (20 μ L), and the mixture was stirred at room temperature for 1 hr. The reaction mixture was concentrated under reduced pressure, and the residue was dissolved in N,N-dimethylacetamide (2 mL). N-[6-(3-Amino-4-fluorophenoxy)-7-cyano-1,3-benzothiazol-2-yl]acetamide (200 mg, 0.584 mmol) was added to the solution, and the mixture was stirred at room temperature for 8 hr. The reaction mixture was diluted with ethyl acetate (20 mL), washed successively with 5% aqueous sodium hydrogen carbonate solution (20 mL) and saturated brine (20 mL), and dried over anhydrous sodium sulfate. Insoluble material was filtered off, and the filtrate was concentrated under reduced pressure. The obtained residue was successively purified by basic silica gel column chromatography (ethyl acetate/n-hexane=40/60 \rightarrow 100/0) and silica gel column chromatography (ethyl acetate/n-hexane=70/30 \rightarrow 100/0), and the obtained solution was concentrated under reduced pressure. The residue was recrystallized from ethyl acetate to give the title compound (164 mg, 51%) as a white powder.

$^1\text{H-NMR}$ (DMSO- d_6 , 300 MHz) δ 1.84 (6H, s), 2.24 (3H, s), 7.07 (1H, dt, J = 8.8, 3.4 Hz), 7.16 (1H, d, J = 9.0 Hz), 7.35 - 7.46 (1H, m), 7.47 - 7.61 (2H, m), 7.66 (1H, dd, J = 7.7, 1.7 Hz), 7.81 (1H, dd, J = 6.3, 3.1 Hz), 8.04 (1H, d, J = 9.0 Hz), 10.65 (1H, s), 12.69 (1H, s).

[0330]

Example 35

Production of N-(5-{[2-(acetylamino)-7-cyano-1,3-benzothiazol-6-yl]oxy}-2-fluorophenyl)-3-(1-cyano-1-methylethyl)benzamide [0331]



[0332]

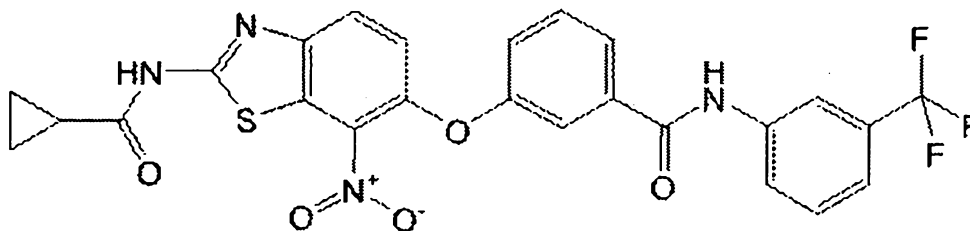
To a solution of 3-(1-cyano-1-methylethyl)benzoic acid (66 mg, 0.350 mmol) in tetrahydrofuran (1 mL) were added
5 oxalyl chloride (37 μ L, 0.438 mmol) and N,N-dimethylformamide (10 μ L), and the mixture was stirred at room temperature for 1 hr. The reaction mixture was concentrated under reduced pressure, and the residue was dissolved in N,N-dimethylacetamide (1 mL). N-[6-(3-Amino-4-fluorophenoxy)-7-
10 cyano-1,3-benzothiazol-2-yl]acetamide (100 mg, 0.292 mmol) produced in Example 34(ii) was added to the solution, and the mixture was stirred at room temperature for 1 hr. The reaction mixture was diluted with ethyl acetate (25 mL), washed successively with 5% aqueous sodium hydrogen carbonate
15 solution (50 mL) and saturated brine (50 mL), and dried over anhydrous sodium sulfate. Insoluble material was filtered off, and the filtrate was concentrated under reduced pressure. The obtained residue was successively purified by basic silica gel column chromatography (ethyl acetate/n-hexane=60/40 \rightarrow 100/0) and
20 silica gel column chromatography (ethyl acetate/n-hexane=60/40 \rightarrow 100/0), and the obtained solution was concentrated under reduced pressure. The residue was crystallized from ethyl acetate/n-hexane to give the title compound (43 mg, 28%) as a white powder.

25 ¹H-NMR (DMSO-d₆, 300 MHz) δ 1.74 (6H, s), 2.25 (3H, s), 7.05 - 7.21 (2H, m), 7.42 (1H, dd, J = 10.0, 9.1 Hz), 7.50 (1H, dd, J = 6.2, 3.0 Hz), 7.59 (1H, t, J = 7.7 Hz), 7.71 - 7.81 (1H, m), 7.88 - 7.96 (1H, m), 8.00 - 8.09 (2H, m), 10.31 (1H, s), 12.69 (1H, s).

30 [0333]

Example 36

Production of 3-({2-[(cyclopropylcarbonyl)amino]-7-nitro-1,3-benzothiazol-6-yl}oxy)-N-[3-(trifluoromethyl)phenyl]benzamide [0334]



5 [0335]

(i) Production of 3-(4-amino-2-nitrophenoxy)-N-[3-(trifluoromethyl)phenyl]benzamide

To a solution of 4-fluoro-3-nitroaniline (1.0 g, 6.40 mmol) and 3-hydroxy-N-[3-(trifluoromethyl)phenyl]benzamide (1.80 g, 6.40 mmol) in N,N-dimethylformamide (15 mL) was added potassium carbonate (1.32 g, 9.60 mmol), and the mixture was stirred at 100°C for 14 hr. The reaction mixture was cooled to room temperature, insoluble material was filtered off and washed with ethyl acetate (150 mL). The filtrate and washings were combined and the mixture was concentrated under reduced pressure. The obtained residue was diluted with ethyl acetate (100 mL), washed successively with 5% aqueous sodium hydrogen carbonate solution (100 mL) and saturated brine (100 mL), and dried over anhydrous sodium sulfate. Insoluble material was filtered off, and the filtrate was concentrated under reduced pressure. The obtained residue was purified by basic silica gel column chromatography (ethyl acetate/n-hexane=30/70→100/0), and the obtained solution was concentrated under reduced pressure. The residue was crystallized from ethyl acetate/n-hexane to give the title compound (1.70 g, 64%) as a red-orange powder.

¹H-NMR (DMSO-d₆, 300 MHz) δ 5.76 (2H, s), 6.94 (1H, dd, J = 9.0, 2.7 Hz), 7.05 - 7.15 (2H, m), 7.22 (1H, d, J = 2.7 Hz), 7.40 - 7.55 (3H, m), 7.60 (1H, t, J = 7.9 Hz), 7.63 - 7.77 (1H, m), 8.03 (1H, d, J = 8.5 Hz), 8.23 (1H, s), 10.57 (1H, s).

[0336]

(ii) Production of 3-[(2-amino-7-nitro-1,3-benzothiazol-6-yl)oxy]-N-[3-(trifluoromethyl)phenyl]benzamide

To a solution of potassium thiocyanate (740 mg, 7.64 mmol) in acetic acid (22 mL) was added 3-(4-amino-2-nitrophenoxy)-N-[3-(trifluoromethyl)phenyl]benzamide (800 mg, 1.91 mmol), and the mixture was stirred at room temperature for 10 min. A solution of bromine (320 mg, 2.00 mmol) in acetic acid (12 mL) was slowly added dropwise to the obtained solution, and the mixture was stirred at room temperature for 6 hr. The resulting yellow insoluble material was filtered off and washed with acetic acid. The filtrate and washings were combined and the mixture was concentrated under reduced pressure. The obtained residue was suspended in ethyl acetate (100 mL), washed successively with saturated aqueous sodium hydrogen carbonate solution (100 mL×2) and saturated brine (100 mL), and dried over anhydrous sodium sulfate. Insoluble material was filtered off, and the filtrate was concentrated under reduced pressure. The obtained residue was purified by basic silica gel column chromatography (ethyl acetate/n-hexane=30/70→100/0), and the obtained solution was concentrated under reduced pressure to give the title compound (290 mg, 32%) as a red-orange powder.

¹H-NMR (DMSO-d₆, 300 MHz) δ 7.17 - 7.27 (2H, m), 7.41 - 7.49 (1H, m), 7.50 - 7.65 (3H, m), 7.67 - 7.81 (2H, m), 7.90 (2H, br. s.), 8.02 (1H, d, J = 7.9 Hz), 8.23 (1H, s), 10.58 (1H, s).
[0337]

(iii) Production of 3-({2-[(cyclopropylcarbonyl)amino]-7-nitro-1,3-benzothiazol-6-yl}oxy)-N-[3-(trifluoromethyl)phenyl]benzamide

To a solution of 3-[(2-amino-7-nitro-1,3-benzothiazol-6-yl)oxy]-N-[3-(trifluoromethyl)phenyl]benzamide (200 mg, 0.421 mmol) in pyridine (4 mL) was added cyclopropanecarbonyl chloride (76 µL, 0.842 mmol), and the mixture was stirred at room temperature for 8 hr. The reaction mixture was concentrated under reduced pressure. The obtained residue was

diluted with ethyl acetate (50 mL), washed successively with 5% aqueous sodium hydrogen carbonate solution (50 mL) and saturated brine (50 mL), and dried over anhydrous sodium sulfate. Insoluble material was filtered off, and the filtrate
5 was concentrated under reduced pressure. The obtained residue was purified by basic silica gel column chromatography (ethyl acetate/n-hexane=40/60→100/0), and the obtained solution was concentrated under reduced pressure. The residue was recrystallized from ethyl acetate/n-hexane to give the title
10 compound (97 mg, 42%) as a pale-yellow powder.

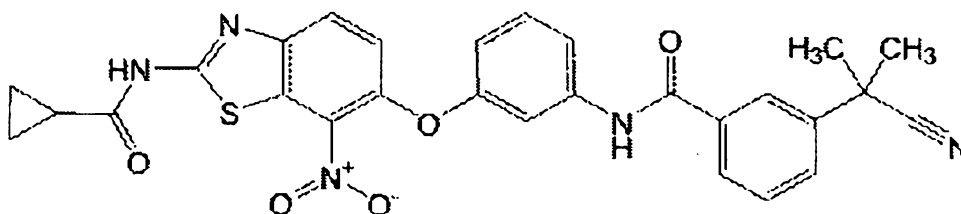
¹H-NMR (DMSO-d₆, 300 MHz) δ 0.95 - 1.05 (4H, m), 2.00 - 2.09 (1H, m), 7.29 - 7.35 (1H, m), 7.38 (1H, d, J = 8.7 Hz), 7.46 (1H, d, J = 7.8 Hz), 7.56 - 7.63 (2H, m), 7.64 - 7.69 (1H, m), 7.81 (1H, d, J = 7.8 Hz), 8.02 (1H, d, J = 8.4 Hz), 8.15 (1H,
15 d, J = 8.7 Hz), 8.22 (1H, br s), 10.58 (1H, s), 12.91 (1H, br s).

[0338]

Example 37

Production of 3-(1-cyano-1-methylethyl)-N-[3-({2-
20 [(cyclopropylcarbonyl)amino]-7-nitro-1,3-benzothiazol-6-yl}oxy)phenyl]benzamide

[0339]



[0340]

25 (i) Production of N-[3-(4-amino-2-nitrophenoxy)phenyl]-3-(1-cyano-1-methylethyl)benzamide

To a solution of 3-(1-cyano-1-methylethyl)-N-(3-hydroxyphenyl)benzamide (20 g, 71.3 mmol) produced in Example 1(i) and 4-fluoro-3-nitroaniline (10.9 g, 69.9 mmol) in N,N-
30 dimethylformamide (150 mL) was added cesium carbonate (33.8 g, 104 mmol), and the mixture was stirred at 80°C for 16 hr. The

reaction mixture was cooled to room temperature, insoluble material was filtered off and washed with ethyl acetate. The filtrate and washings were combined and the mixture was concentrated under reduced pressure. The obtained residue was diluted with ethyl acetate (300 mL), washed successively with water (300 mL) and saturated brine (150 mL×2), and dried over anhydrous sodium sulfate. Insoluble material was filtered off, and the filtrate was concentrated under reduced pressure. The obtained residue was purified by basic silica gel column chromatography (eluate: ethyl acetate), and the obtained solution was concentrated under reduced pressure. The residue was crystallized from ethyl acetate/n-hexane to give the title compound (23.8 g, 82%) as a red-orange powder.

¹H-NMR (DMSO-d₆, 300 MHz) δ 1.74 (6H, s), 5.71 (2H, s), 6.61 - 6.74 (1H, m), 6.93 (1H, dd, J = 8.7, 2.7 Hz), 7.06 (1H, d, J = 8.7 Hz), 7.20 (1H, d, J = 2.7 Hz), 7.31 (1H, t, J = 8.1 Hz), 7.39 (1H, t, J = 2.1 Hz), 7.45 - 7.52 (1H, m), 7.58 (1H, t, J = 7.8 Hz), 7.68 - 7.79 (1H, m), 7.90 (1H, dt, J = 7.8, 1.5 Hz), 7.99 (1H, t, J = 1.8 Hz), 10.33 (1H, s).

[0341]

(ii) Production of N-{3-[(2-amino-7-nitro-1,3-benzothiazol-6-yl)oxy]phenyl}-3-(1-cyano-1-methylethyl)benzamide

To a solution of potassium thiocyanate (18.6 g, 192 mmol) in acetic acid (1.0 L) was added N-[3-(4-amino-2-nitrophenoxy)phenyl]-3-(1-cyano-1-methylethyl)benzamide (20 g, 48 mmol), and the mixture was stirred at 50°C for 10 min. The obtained solution was cooled to room temperature, a solution of bromine (8.05 g, 50.4 mmol) in acetic acid (200 mL) was slowly added dropwise, and the mixture was stirred at room temperature for 16 hr. Then, a solution of potassium thiocyanate (9.3 g, 96 mmol) and bromine (4.02 g, 25.2 mmol) in acetic acid (100 mL) was added, and the mixture was further stirred at room temperature for 4 hr. The resulting yellow insoluble material was filtered off and washed with acetic acid. The filtrate and washings were combined and the mixture

was concentrated under reduced pressure. The obtained residue was suspended in ethyl acetate (600 mL), water (300 mL) was added, and the mixture was neutralized with 8N aqueous sodium hydroxide solution. The organic layer was washed successively
5 with 5% aqueous sodium hydrogen carbonate solution (300 mL) and saturated brine (300 mL×2) and dried over anhydrous sodium sulfate. Insoluble material was filtered off, and the filtrate was purified by basic silica gel column chromatography (eluate: ethyl acetate). The obtained solution was
10 concentrated under reduced pressure to give the title compound (7.8 g, 34%) as a yellow powder.

¹H-NMR (DMSO-d₆, 300 MHz) δ 1.73 (6H, s), 6.71 - 6.88 (1H, m), 7.21 (1H, d, J = 8.7 Hz), 7.36 (1H, t, J = 8.2 Hz), 7.44 (1H, t, J = 2.1 Hz), 7.51 - 7.63 (2H, m), 7.67 - 7.78 (2H, m), 7.83
15 - 7.93 (3H, m), 7.98 (1H, t, J = 1.7 Hz), 10.34 (1H, s).

[0342]

(iii) Production of 3-(1-cyano-1-methylethyl)-N-[3-({2-[(cyclopropylcarbonyl)amino]-7-nitro-1,3-benzothiazol-6-yl}oxy)phenyl]benzamide

20 To a solution of N-{3-[(2-amino-7-nitro-1,3-benzothiazol-6-yl)oxy]phenyl}-3-(1-cyano-1-methylethyl)benzamide (3.0 g, 6.33 mmol) in pyridine (30 mL) was added cyclopropanecarbonyl chloride (1.15 mL, 12.7 mmol) at 4°C, and the mixture was stirred at room temperature for 4 hr. The reaction mixture was
25 concentrated under reduced pressure. The obtained residue was diluted with ethyl acetate (300 mL)/tetrahydrofuran (30 mL), washed successively with 5% aqueous sodium hydrogen carbonate solution (200 mL) and saturated brine (200 mL), and dried over anhydrous sodium sulfate. Insoluble material was filtered off,
30 and the filtrate was concentrated under reduced pressure. The obtained residue was purified by basic silica gel column chromatography (ethyl acetate/n-hexane=30/70→100/0), and the obtained solution was concentrated under reduced pressure. The residue was recrystallized from ethyl acetate/n-hexane to give
35 the title compound (2.71 g, 79%) as a yellow powder.

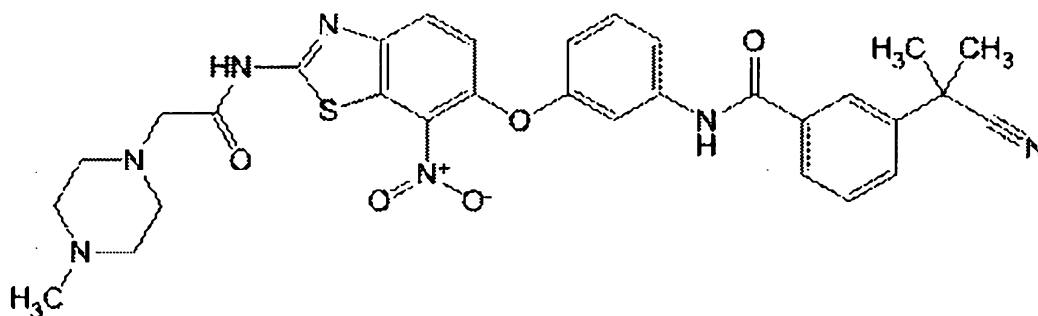
¹H-NMR (DMSO-d₆, 300 MHz) δ 0.95 - 1.05 (4H, m), 1.73 (6H, s), 1.98 - 2.09 (1H, m), 6.81 - 6.92 (1H, m), 7.33 - 7.47 (2H, m), 7.49 - 7.65 (3H, m), 7.71 - 7.78 (1H, m), 7.90 (1H, dt, J = 7.8, 1.2 Hz), 7.99 (1H, t, J = 1.7 Hz), 8.15 (1H, d, J = 8.7 Hz), 10.38 (1H, s), 12.90 (1H, br s).

[0343]

Example 38

Production of 3-(1-cyano-1-methylethyl)-N-{3-[(2-[(4-methylpiperazin-1-yl)acetyl]amino)-7-nitro-1,3-benzothiazol-6-yl]oxy]phenyl}benzamide

[0344]



[0345]

To a solution of N-{3-[(2-amino-7-nitro-1,3-benzothiazol-6-yl)oxy]phenyl}-3-(1-cyano-1-methylethyl)benzamide (150 mg, 0.32 mmol) produced in Example 37(ii) in dimethylacetamide (2 mL) was added chloroacetyl chloride (55 µL, 0.70 mmol), and the mixture was stirred at room temperature for 2 hr. The reaction mixture was diluted with ethyl acetate (25 mL), washed successively with 5% aqueous sodium hydrogen carbonate solution (25 mL) and saturated brine (25 mL), and dried over anhydrous sodium sulfate. Insoluble material was filtered off, the filtrate was concentrated under reduced pressure, the obtained residue was dissolved in tetrahydrofuran (3 mL). Triethylamine (130 µL, 0.95 mmol) and 1-methylpiperazine (105 µL, 0.95 mmol) were added to the mixture, and the mixture was stirred at 60°C for 4 hr. The reaction mixture was cooled to room temperature, diluted with ethyl acetate (25 mL), washed successively with water (25 mL) and saturated brine (25 mL),

and dried over anhydrous sodium sulfate. Insoluble material was filtered off, the filtrate was concentrated under reduced pressure, the obtained residue was purified by basic silica gel column chromatography (methanol/ethyl acetate=0/100→15/85),
5 and the obtained solution was concentrated under reduced pressure. The residue was crystallized from ethyl acetate/diisopropyl ether to give the title compound (162 mg, 84%) as a yellow powder.

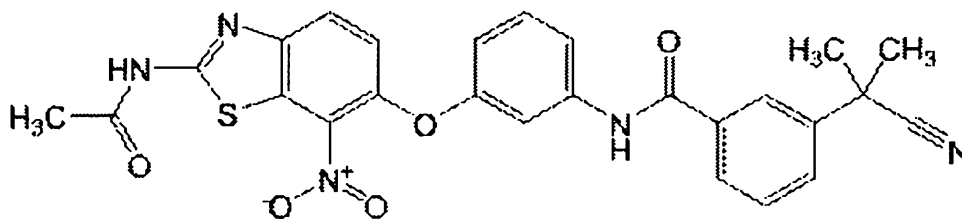
¹H-NMR (DMSO-d₆, 300 MHz) δ 1.73 (6H, s), 2.17 (3H, s), 2.36
10 (4H, br s), 2.45 - 2.63 (6H, m), 6.81 - 6.90 (1H, m), 7.32 - 7.45 (2H, m), 7.51 - 7.64 (3H, m), 7.70 - 7.77 (1H, m), 7.85 - 7.93 (1H, m), 7.99 (1H, t, J = 1.7 Hz), 8.14 (1H, d, J = 8.7 Hz), 10.38 (1H, s).

[0346]

15 Example 39

Production of N-(3-([2-(acetylamino)-7-nitro-1,3-benzothiazol-6-yl]oxy)phenyl)-3-(1-cyano-1-methylethyl)benzamide

[0347]



20 [0348]

To a solution of N-(3-([2-amino-7-nitro-1,3-benzothiazol-6-yl]oxy)phenyl)-3-(1-cyano-1-methylethyl)benzamide (200 mg, 0.42 mmol) produced in Example 37(ii) in pyridine (2 mL) was added acetyl chloride (39 µL, 0.548 mmol), and the mixture was
25 stirred at room temperature for 2 hr. The reaction mixture was concentrated under reduced pressure, and the residue was suspended in ethyl acetate (20 mL), washed successively with 5% aqueous sodium hydrogen carbonate solution (20 mL) and saturated brine (20 mL), and dried over anhydrous sodium
30 sulfate. Insoluble material was filtered off, and the filtrate was concentrated under reduced pressure. The obtained residue

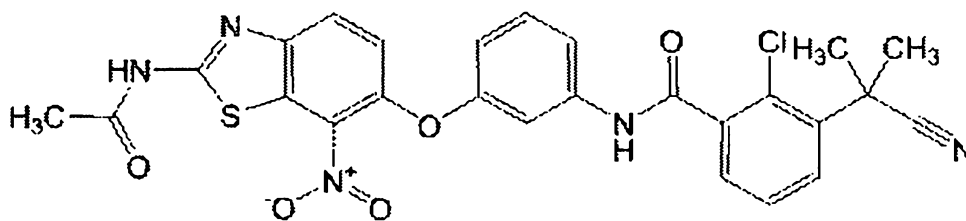
was purified by silica gel column chromatography (ethyl acetate/n-hexane=50/50→100/0), and the obtained solution was concentrated under reduced pressure. The residue was crystallized from ethyl acetate/n-hexane/diethyl ether to give
 5 the title compound (112 mg, 52%) as a yellow powder.

¹H-NMR (DMSO-d₆, 300 MHz) δ 1.73 (6H, s), 2.25 (3H, s), 6.81 - 6.90 (1H, m), 7.31 - 7.45 (2H, m), 7.52 - 7.61 (3H, m), 7.71 - 7.78 (1H, m), 7.83 - 7.93 (1H, m), 7.99 (1H, t, J = 1.7 Hz), 8.15 (1H, d, J = 8.7 Hz), 10.39 (1H, s), 12.61 (1H, s).

10 [0349]

Example 40

Production of N-(3-{[2-(acetamino)-7-nitro-1,3-benzothiazol-6-yl]oxy}phenyl)-2-chloro-3-(1-cyano-1-methylethyl)benzamide
 [0350]



15

[0351]

(i) Production of 2,2,2-trifluoro-N-(3-hydroxyphenyl)acetamide

To a solution of 3-aminophenol (25 g, 229 mmol) in tetrahydrofuran (500 mL) was added trifluoroacetic anhydride
 20 (41 mL, 295 mmol), and the mixture was stirred at room temperature for 6 hr. The reaction mixture was diluted with ethyl acetate (500 mL), washed successively with water (500 mL×2), 5% aqueous sodium hydrogen carbonate solution (500 mL×2) and saturated brine (500 mL), and dried over anhydrous
 25 sodium sulfate. Insoluble material was filtered off, and the filtrate was concentrated under reduced pressure. The residue was crystallized from ethyl acetate/n-hexane to give the title compound (45.5 g, 97%) as a white powder.

¹H-NMR (DMSO-d₆, 300 MHz) δ 6.56 - 6.67 (1H, m), 7.02 - 7.11
 30 (1H, m), 7.13 - 7.25 (2H, m), 9.63 (1H, s), 11.10 (1H, s).

[0352]

(ii) Production of N-[3-(4-amino-2-nitrophenoxy)phenyl]-2,2,2-trifluoroacetamide

To a solution of 2,2,2-trifluoro-N-(3-hydroxyphenyl)acetamide (5.0 g, 24.4 mmol) and 4-fluoro-3-nitroaniline (3.8 g, 24.4 mmol) in N,N-dimethylformamide (100 mL) was added cesium carbonate (8.0 g, 24.5 mmol), and the mixture was stirred at 120°C for 16 hr. The reaction mixture was cooled to room temperature, insoluble material was filtered off, and the filtrate was diluted with ethyl acetate (250 mL), washed successively with water (250 mL) and saturated brine (250 mL×2), and dried over anhydrous sodium sulfate. Insoluble material was filtered off, and the filtrate was concentrated under reduced pressure. The obtained residue was purified by silica gel column chromatography (ethyl acetate/n-hexane=30/70→70/30), and the obtained solution was concentrated under reduced pressure to give the title compound (3.03 g, 36%) as a yellow powder.

¹H-NMR (DMSO-d₆, 300 MHz) δ 5.75 (2H, s), 6.77 (1H, d, J = 8.1 Hz), 6.93 (1H, d, J = 9.0 Hz), 7.02 - 7.11 (1H, m), 7.20 (2H, br s), 7.35 (1H, t, J = 8.1 Hz), 7.40 - 7.50 (1H, m), 11.24 (1H, s).

[0353]

(iii) Production of N-{3-[(2-amino-7-nitro-1,3-benzothiazol-6-yl)oxy]phenyl}-2,2,2-trifluoroacetamide

Potassium thiocyanate (4.3 g, 44.2 mmol) was suspended in acetic acid (40 mL), and the mixture was stirred at room temperature for 10 min. N-[3-(4-Amino-2-nitrophenoxy)phenyl]-2,2,2-trifluoroacetamide (3.02 g, 8.85 mmol) was added to the obtained solution, and the mixture was further stirred at room temperature for 10 min. A solution of bromine (1.98 g, 12.4 mmol) in acetic acid (10 mL) was slowly added dropwise to the obtained solution, and the mixture was stirred at room temperature for 16 hr. The resulting yellow insoluble material was filtered off and washed with acetic acid. The filtrate and washings were combined and the mixture was concentrated under

reduced pressure. The obtained residue was suspended in ethyl acetate (400 mL), and washed with saturated aqueous sodium hydrogen carbonate solution (400 mL). The aqueous layer was extracted with ethyl acetate (200 mL), and the combined
5 organic layer was washed with saturated brine (400 mL), and dried over anhydrous sodium sulfate. Insoluble material was filtered off, and the filtrate was concentrated under reduced pressure. The residue was purified by basic silica gel column chromatography (ethyl acetate/n-hexane=40/60→100/0), and the
10 obtained solution was concentrated under reduced pressure. The residue was crystallized from ethyl acetate/n-hexane to give the title compound (1.29 g, 37%) as a yellow powder.

¹H-NMR (DMSO-d₆, 300 MHz) δ 6.83 - 6.94 (1H, m), 7.17 - 7.29 (2H, m), 7.39 (1H, t, J = 8.1 Hz), 7.45 - 7.52 (1H, m), 7.72
15 (1H, d, J = 8.7 Hz), 7.90 (2H, s), 11.24 (1H, br s).

[0354]

(iv) Production of N-(3-{[2-(acetylamino)-7-nitro-1,3-benzothiazol-6-yl]oxy}phenyl)-2,2,2-trifluoroacetamide

To a solution of N-{3-[(2-amino-7-nitro-1,3-benzothiazol-6-yl]oxy}phenyl}-2,2,2-trifluoroacetamide (1.2 g, 3.0 mmol) in
20 tetrahydrofuran (20 mL) were added pyridine (2.4 mL, 30 mmol) and acetyl chloride (340 μL, 4.8 mmol), and the mixture was stirred at room temperature for 8 hr. The reaction mixture was diluted with ethyl acetate (200 mL), washed successively with
25 water (100 mL), 5% aqueous sodium hydrogen carbonate solution (100 mL) and saturated brine (100 mL), and dried over anhydrous sodium sulfate. Insoluble material was filtered off, and the filtrate was concentrated under reduced pressure. The obtained residue was purified by basic silica gel column
30 chromatography (ethyl acetate/n-hexane=50/50→100/0), and the obtained solution was concentrated under reduced pressure to give the title compound as a yellow powder. This was directly used for the next reaction without further purification.

¹H-NMR (DMSO-d₆, 300 MHz) δ 2.26 (3H, s), 6.92 - 6.98 (1H, m),
35 7.30 - 7.49 (3H, m), 7.50 - 7.64 (1H, m), 8.16 (1H, d, J = 8.7

Hz), 11.32 (1H, br s), 12.62 (1H, br s).

[0355]

(v) Production of N-[6-(3-aminophenoxy)-7-nitro-1,3-benzothiazol-2-yl]acetamide

5 N-(3-{[2-(Acetylamino)-7-nitro-1,3-benzothiazol-6-yl]oxy}phenyl)-2,2,2-trifluoroacetamide (stoichiometric amount: 3.0 mmol) produced in Example 40(iv) was dissolved in a mixed solvent of tetrahydrofuran (13.5 mL)/methanol (4.5 mL), 2N aqueous sodium hydroxide solution (4.5 mL, 9.0 mmol) was
10 added, and the mixture was stirred at room temperature for 16 hr. The reaction mixture was diluted with ethyl acetate (100 mL), and washed with water (100 mL). The aqueous layer was extracted with ethyl acetate (100 mL). The combined organic layer was washed with saturated brine (100 mL), and dried over
15 anhydrous sodium sulfate. Insoluble material was filtered off, and the filtrate was concentrated under reduced pressure. The obtained residue was purified by silica gel column chromatography (ethyl acetate/n-hexane=50/50→100/0), and the obtained solution was concentrated under reduced pressure to
20 give the title compound (0.46 g, 45% (yield of 2 steps)) as a pale-brown powder.

¹H-NMR (DMSO-d₆, 300 MHz) δ 2.25 (3H, s), 5.28 (2H, s), 6.14 - 6.24 (2H, m), 6.33 - 6.41 (1H, m), 7.02 (1H, t, J = 7.9 Hz), 7.26 (1H, d, J = 8.9 Hz), 8.10 (1H, d, J = 8.9 Hz), 12.56 (1H,
25 s).

[0356]

(vi) Production of N-(3-{[2-(acetylamino)-7-nitro-1,3-benzothiazol-6-yl]oxy}phenyl)-2-chloro-3-(1-cyano-1-methylethyl)benzamide

30 To a solution of 2-chloro-3-(1-cyano-1-methylethyl)benzoic acid (360 mg, 1.60 mmol) in tetrahydrofuran (2 mL) were added oxalyl chloride (172 μL, 2.00 mmol) and N,N-dimethylformamide (10 μL), and the mixture was stirred at room temperature for 1 hr. The reaction mixture
35 was concentrated under reduced pressure, and the residue was

dissolved in N,N-dimethylacetamide (2.5 mL). N-[6-(3-Aminophenoxy)-7-nitro-1,3-benzothiazol-2-yl]acetamide (460 mg, 1.34 mmol) was added to the solution, and the mixture was stirred at room temperature for 12 hr. The reaction mixture
5 was diluted with ethyl acetate (50 mL), washed successively with 5% aqueous sodium hydrogen carbonate solution (50 mL) and saturated brine (50 mL), and dried over anhydrous sodium sulfate. Insoluble material was filtered off, and the filtrate was concentrated under reduced pressure. The obtained residue
10 was successively purified by silica gel column chromatography (ethyl acetate/n-hexane=50/50→100/0), and basic silica gel column chromatography (ethyl acetate/n-hexane=70/30→100/0), and the obtained solution was concentrated under reduced pressure. The residue was crystallized from 2-butanone/n-
15 hexane to give the title compound (300 mg, 41%) as a white powder.

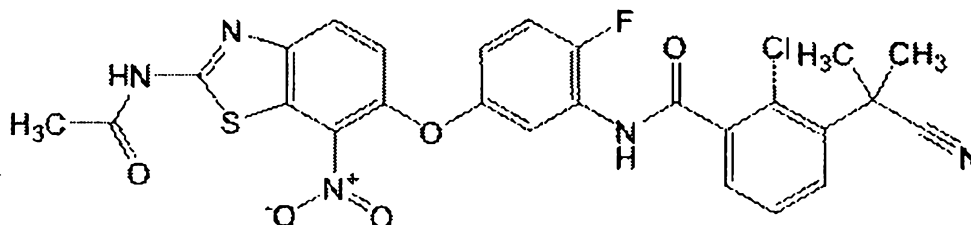
¹H-NMR (DMSO-d₆, 300 MHz) δ 1.83 (6H, s), 2.25 (3H, s), 6.83 (1H, dd, J = 7.5, 2.4 Hz), 7.32 - 7.42 (2H, m), 7.47 (1H, t, J = 2.1 Hz), 7.48 - 7.61 (3H, m), 7.65 (1H, dd, J = 7.5, 1.8 Hz),
20 8.14 (1H, d, J = 8.7 Hz), 10.67 (1H, s), 12.61 (1H, s).

[0357]

Example 41

Production of N-(5-{[2-(acetylamino)-7-nitro-1,3-benzothiazol-6-yl]oxy}-2-fluorophenyl)-2-chloro-3-(1-cyano-1-methylethyl)benzamide
25

[0358]



[0359]

(i) Production of 2-chloro-3-(1-cyano-1-methylethyl)-N-(2-fluoro-5-hydroxyphenyl)benzamide
30

2-Chloro-3-(1-cyano-1-methylethyl)benzoic acid (3.0 g,

13.4 mmol) was dissolved in tetrahydrofuran (67 mL), and oxalyl chloride (1.35 mL, 15.8 mmol) and N,N-dimethylformamide (20 μ L) were added. The reaction mixture was stirred at room temperature for 1 hr, and the solvent was evaporated under reduced pressure to give 2-chloro-3-(1-cyano-1-methylethyl)benzoyl chloride. To a solution of 3-amino-4-fluorophenol (1.62 g, 12.8 mmol) in tetrahydrofuran (20 mL) was added a suspension of sodium hydrogen carbonate (3.22 g, 38.3 mmol) in water (40 mL), and the mixture was vigorously stirred at room temperature. To this mixture was added dropwise at 0°C a solution of 2-chloro-3-(1-cyano-1-methylethyl)benzoyl chloride produced above in tetrahydrofuran (20 mL), and the mixture was stirred at room temperature for 2 hr. To the reaction mixture was added ethyl acetate (100 mL), and the aqueous layer was separated. The organic layer was washed with saturated brine (150 mL), and dried over anhydrous sodium sulfate. Insoluble material was filtered off, and the filtrate was purified by basic silica gel column chromatography (eluate: ethyl acetate). The obtained solution was concentrated under reduced pressure, and the obtained residue was crystallized from ethyl acetate/n-hexane to give the title compound (4.13 g, 97%) as a white powder.

¹H-NMR (DMSO-d₆, 300 MHz) δ 1.84 (6H, s), 6.52 - 6.64 (1H, m), 7.06 (1H, dd, J = 10.5, 9.0 Hz), 7.38 (1H, dd, J = 6.6, 3.0 Hz), 7.46 - 7.59 (2H, m), 7.65 (1H, dd, J = 7.5, 2.2 Hz), 9.46 (1H, s), 10.33 (1H, s).

[0360]

(ii) Production of N-[5-(4-amino-2-nitrophenoxy)-2-fluorophenyl]-2-chloro-3-(1-cyano-1-methylethyl)benzamide

To a solution of 2-chloro-3-(1-cyano-1-methylethyl)-N-(2-fluoro-5-hydroxyphenyl)benzamide (2.0 g, 6.01 mmol) and 4-fluoro-3-nitroaniline (940 mg, 6.02 mmol) in N,N-dimethylformamide (12 mL) was added cesium carbonate (2.94 g, 9.02 mmol), and the mixture was stirred at 80°C for 16 hr. The reaction mixture was cooled to room temperature, insoluble

material was filtered off and washed with ethyl acetate. The filtrate and washings were combined and the mixture was concentrated under reduced pressure. The obtained residue was diluted with ethyl acetate (120 mL), and washed with saturated aqueous sodium hydrogen carbonate solution (120 mL). The aqueous layer was extracted with ethyl acetate (120 mL). The combined organic layer was washed with saturated brine (120 mL×2), and dried over anhydrous sodium sulfate. Insoluble material was filtered off, and the filtrate was concentrated under reduced pressure. The obtained residue was purified by basic silica gel column chromatography (ethyl acetate/n-hexane=20/80→100/0), and the obtained solution was concentrated under reduced pressure to give the title compound (1.66 g, 59%) as a yellow powder.

¹H-NMR (DMSO-d₆, 300 MHz) δ 1.84 (6H, s), 5.71 (2H, s), 6.72 (1H, dt, J = 9.0, 3.6 Hz), 6.92 (1H, dd, J = 9.0, 2.7 Hz), 7.01 - 7.11 (1H, m), 7.19 (1H, d, J = 2.7 Hz), 7.21 - 7.32 (1H, m), 7.44 - 7.60 (3H, m), 7.65 (1H, dd, J = 7.8, 1.8 Hz), 10.51 (1H, s).

[0361]

(iii) Production of N-{5-[(2-amino-7-nitro-1,3-benzothiazol-6-yl)oxy]-2-fluorophenyl}-2-chloro-3-(1-cyano-1-methylethyl)benzamide

Potassium thiocyanate (1.63 g, 16.8 mmol) was suspended in acetic acid (40 mL), and the suspension was stirred at room temperature for 10 min. N-[5-(4-Amino-2-nitrophenoxy)-2-fluorophenyl]-2-chloro-3-(1-cyano-1-methylethyl)benzamide (1.57 g, 3.36 mmol) was added to the obtained solution, and the mixture was further stirred at room temperature for 10 min. A solution of bromine (966 mg, 6.05 mmol) in acetic acid (10 mL) was slowly added dropwise to the obtained solution, and the mixture was stirred at room temperature for 2 hr. A solution of bromine (400 mg, 2.50 mmol) in acetic acid (5 mL) was added, and the mixture was further stirred at room temperature for 6 hr. The resulting yellow insoluble material

was filtered off and washed with acetic acid. The filtrate and washings were combined and the mixture was concentrated under reduced pressure. The obtained residue was suspended in ethyl acetate (400 mL)/tetrahydrofuran (200 mL), washed successively
5 with saturated aqueous sodium hydrogen carbonate solution (500 mL) and saturated brine (500 mL), and dried over anhydrous sodium sulfate. Insoluble material was filtered off, and the filtrate was concentrated under reduced pressure. The residue was purified by basic silica gel column chromatography
10 (eluate: ethyl acetate), and the obtained solution was concentrated under reduced pressure. The residue was purified by silica gel column chromatography (ethyl acetate/n-hexane=50/50→100/0), and the obtained solution was concentrated under reduced pressure to give the title compound
15 (458 mg, 26%) as a yellow powder.

¹H-NMR (DMSO-d₆, 300 MHz) δ 1.84 (6H, s), 6.79 - 6.89 (1H, m), 7.19 (1H, d, J = 8.7 Hz), 7.26 - 7.35 (1H, m), 7.45 - 7.61 (2H, m), 7.62 - 7.74 (3H, m), 7.87 (2H, s), 10.56 (1H, s).

[0362]

20 (iv) Production of N-(5-{[2-(acetylamino)-7-nitro-1,3-benzothiazol-6-yl]oxy}-2-fluorophenyl)-2-chloro-3-(1-cyano-1-methylethyl)benzamide

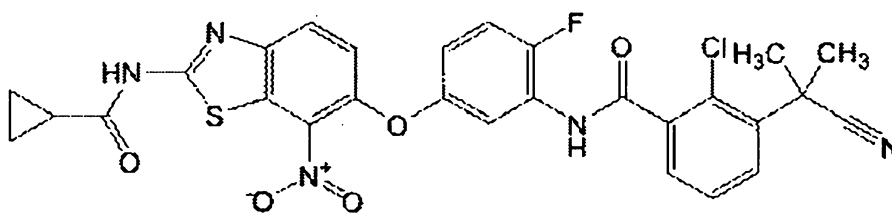
To a solution of N-{5-[(2-amino-7-nitro-1,3-benzothiazol-6-yl)oxy]-2-fluorophenyl}-2-chloro-3-(1-cyano-1-methylethyl)benzamide (199 mg, 0.38 mmol) in pyridine (2 mL)
25 was added acetyl chloride (41 μL, 0.57 mmol), and the mixture was stirred at room temperature for 2 hr. The reaction mixture was concentrated under reduced pressure, the residue was diluted with ethyl acetate (50 mL), washed successively with
30 5% aqueous sodium hydrogen carbonate solution (50 mL) and saturated brine (50 mL), and dried over anhydrous sodium sulfate. Insoluble material was filtered off, and the filtrate was concentrated under reduced pressure. The obtained residue was purified by basic silica gel column chromatography (ethyl
35 acetate/n-hexane=60/40→100/0), and the obtained solution was

concentrated under reduced pressure to give the title compound (125 mg, 58%) as a white powder.

¹H-NMR (DMSO-d₆, 300 MHz) δ 1.84 (6H, s), 2.25 (3H, s), 6.93 - 7.00 (1H, m), 7.28 - 7.43 (2H, m), 7.44 - 7.61 (2H, m), 7.65
 5 (1H, dd, J = 7.7, 1.7 Hz), 7.75 (1H, dd, J = 6.3, 3.0 Hz),
 8.13 (1H, d, J = 8.7 Hz), 10.61 (1H, s), 12.60 (1H, br s).
 [0363]

Example 42

Production of 2-chloro-3-(1-cyano-1-methylethyl)-N-[5-({2-
 10 [(cyclopropylcarbonyl)amino]-7-nitro-1,3-benzothiazol-6-
 yl}oxy)-2-fluorophenyl]benzamide
 [0364]



[0365]

15 To a solution of N-{5-[(2-amino-7-nitro-1,3-benzothiazol-6-yl)oxy]-2-fluorophenyl}-2-chloro-3-(1-cyano-1-methylethyl)benzamide (150 mg, 0.285 mmol) produced in Example 41(iii) in tetrahydrofuran (8 mL) were added pyridine (160 μL, 2.0 mmol) and cyclopropanecarbonyl chloride (39 μL, 0.428
 20 mmol), and the mixture was stirred at room temperature for 1 hr. Pyridine (160 μL, 2.0 mmol) and cyclopropanecarbonyl chloride (10 μL, 0.11 mmol) were added, and the mixture was stirred at room temperature for 6 hr. The reaction mixture was diluted with ethyl acetate (50 mL), washed successively with
 25 5% aqueous sodium hydrogen carbonate solution (50 mL) and saturated brine (50 mL), and dried over anhydrous sodium sulfate. Insoluble material was filtered off, and the filtrate was concentrated under reduced pressure. The obtained residue was purified by basic silica gel column chromatography (ethyl
 30 acetate/n-hexane=60/40→100/0), and the obtained solution was concentrated under reduced pressure. The residue was crystallized from ethyl acetate/diethyl ether to give the

title compound (54 mg, 32%) as a yellow powder.

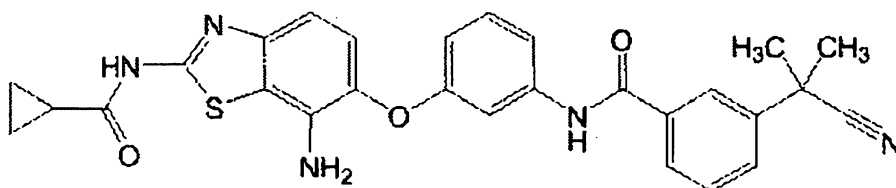
¹H-NMR (DMSO-d₆, 300 MHz) δ 0.96 - 1.05 (4H, m), 1.84 (6H, s),
1.99 - 2.08 (1H, m), 6.90 - 7.04 (1H, m), 7.30 - 7.41 (2H, m),
7.47 - 7.59 (2H, m), 7.65 (1H, dd, J = 7.6, 1.8 Hz), 7.75 (1H,
5 dd, J = 6.2, 3.0 Hz), 8.14 (1H, d, J = 8.9 Hz), 10.61 (1H, s),
12.90 (1H, s).

[0366]

Example 43

Production of N-[3-((7-amino-2-[(cyclopropylcarbonyl)amino]-
10 1,3-benzothiazol-6-yl)oxy)phenyl]-3-(1-cyano-1-
methylethyl)benzamide

[0367]



[0368]

15 To a solution of 3-(1-cyano-1-methylethyl)-N-[3-((2-
[(cyclopropylcarbonyl)amino]-7-nitro-1,3-benzothiazol-6-
yl)oxy)phenyl]benzamide (2.5 g, 4.62 mmol) produced in Example
37(iii) in 1-methylpyrrolidin-2-one (20 mL)/methanol (50 mL)
was added 10% palladium-carbon (250 mg), and the mixture was
20 stirred at room temperature for 24 hr under a hydrogen
atmosphere (3 atm). Insoluble material was filtered off, and
the filtrate was concentrated under reduced pressure. The
obtained residue was diluted with ethyl acetate (200 mL),
washed successively with water (200 mL), 5% aqueous sodium
25 hydrogen carbonate solution (200 mL) and saturated brine (200
mL), and dried over anhydrous sodium sulfate. Insoluble
material was filtered off, and the filtrate was concentrated
under reduced pressure. The obtained residue was purified by
basic silica gel column chromatography (ethyl acetate/n-
30 hexane=30/70→100/0), and the obtained solution was
concentrated under reduced pressure to give the title compound
(870 mg, 37%) as a pale-yellow powder.

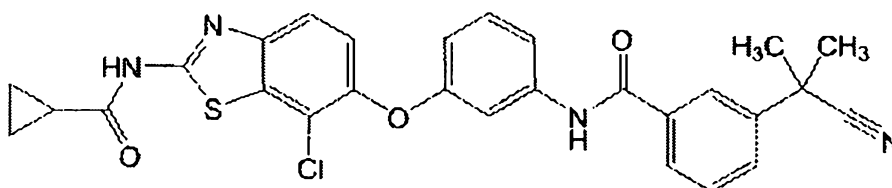
¹H-NMR (DMSO-d₆, 300 MHz) δ 0.84 - 1.03 (4H, m), 1.73 (6H, s), 1.88 - 2.04 (1H, m), 5.28 (2H, br s), 6.72 (1H, dd, J = 8.1, 2.8 Hz), 6.93 - 7.09 (2H, m), 7.30 (1H, t, J = 8.1 Hz), 7.36 (1H, t, J = 2.1 Hz), 7.46 - 7.53 (1H, m), 7.53 - 7.60 (1H, m),
5 7.67 - 7.78 (1H, m), 7.88 (1H, d, J = 7.8 Hz), 7.97 (1H, t, J = 1.8 Hz), 10.30 (1H, s), 12.51 (1H, br s).

[0369]

Example 44

Production of N-[3-({7-chloro-2-[(cyclopropylcarbonyl)amino]-
10 1,3-benzothiazol-6-yl}oxy)phenyl]-3-(1-cyano-1-methylethyl)benzamide

[0370]



[0371]

15 To a suspension of N-[3-({7-amino-2-[(cyclopropylcarbonyl)amino]-1,3-benzothiazol-6-yl}oxy)phenyl]-3-(1-cyano-1-methylethyl)benzamide (200 mg, 0.391 mmol) produced in Example 43, copper (I) chloride (77 mg, 0.782 mmol) and copper (II) chloride (157 mg, 1.173 mmol) in
20 acetonitrile (10 mL) was added isoamyl nitrite (157 μL, 1.173 mmol), and the mixture was stirred at room temperature for 14 hr. The reaction mixture was diluted with ethyl acetate (50 mL), washed successively with 5% aqueous sodium hydrogen carbonate solution (50 mL×2), water (50 mL) and saturated
25 brine (50 mL), and dried over anhydrous sodium sulfate. Insoluble material was filtered off, and the filtrate was concentrated under reduced pressure. The obtained residue was purified by basic silica gel column chromatography (ethyl acetate/n-hexane=30/70→100/0), and the obtained solution was
30 concentrated under reduced pressure. The residue was crystallized from ethyl acetate/diisopropyl ether to give the title compound (64 mg, 31%) as a white powder.

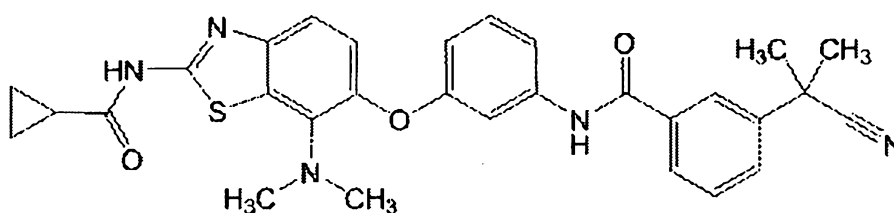
¹H-NMR (DMSO-d₆, 300 MHz) δ 0.91 - 1.02 (4H, m), 1.73 (6H, s), 1.95 - 2.08 (1H, m), 6.71 - 6.82 (1H, m), 7.31 (1H, d, J = 8.9 Hz), 7.36 (1H, t, J = 8.2 Hz), 7.42 (1H, t, J = 2.1 Hz), 7.52 - 7.63 (2H, m), 7.69 - 7.80 (2H, m), 7.84 - 7.92 (1H, m), 7.98
5 (1H, t, J = 1.7 Hz), 10.34 (1H, s), 12.87 (1H, br s).

[0372]

Example 45

Production of 3-(1-cyano-1-methylethyl)-N-[3-({2-
[(cyclopropylcarbonyl)amino]-7-(dimethylamino)-1,3-
10 benzothiazol-6-yl}oxy)phenyl]benzamide

[0373]



[0374]

To a solution of N-[3-({7-amino-2-
15 [(cyclopropylcarbonyl)amino]-1,3-benzothiazol-6-yl}oxy)phenyl]-3-(1-cyano-1-methylethyl)benzamide (100 mg, 0.195 mmol) produced in Example 43 in acetic acid (2 mL) were added para-formaldehyde (36 mg, 1.19 mmol) and sodium cyanoborohydride (45 mg, 0.644 mmol), and the mixture was
20 stirred at room temperature for 12 hr. The reaction mixture was diluted with ethyl acetate (10 mL), washed successively with saturated aqueous sodium hydrogen carbonate solution (10 mL) and saturated brine (10 mL), and dried over anhydrous sodium sulfate. Insoluble material was filtered off, and the
25 filtrate was concentrated under reduced pressure. The obtained residue was purified by basic silica gel column chromatography (ethyl acetate/n-hexane=20/80→80/20), and the obtained solution was concentrated under reduced pressure. The residue was crystallized from ethyl acetate/n-hexane to give the title
30 compound (72 mg, 68%) as a white powder.

¹H-NMR (DMSO-d₆, 300 MHz) δ 0.88 - 1.04 (4H, m), 1.73 (6H, s), 1.90 - 2.06 (1H, m), 2.81 (6H, s), 6.71 (1H, dd, J = 8.2, 1.6

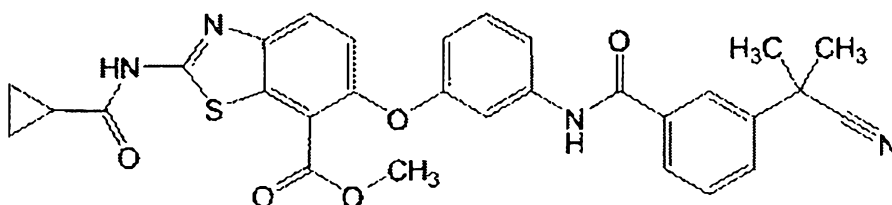
Hz), 7.06 (1H, d, J = 8.7 Hz), 7.32 (1H, t, J = 8.2 Hz), 7.40 (1H, t, J = 2.1 Hz), 7.44 - 7.53 (2H, m), 7.56 (1H, t, J = 7.8 Hz), 7.68 - 7.77 (1H, m), 7.88 (1H, d, J = 7.7 Hz), 7.97 (1H, t, J = 1.7 Hz), 10.31 (1H, s), 12.60 (1H, br s).

5 [0375]

Example 46

Production of methyl 6-[3-([3-(1-cyano-1-methylethyl)phenyl]carbonyl)amino)phenoxy]-2-[(cyclopropylcarbonyl)amino]-1,3-benzothiazole-7-carboxylate

10 [0376]



[0377]

(i) Production of methyl 2-[3-([3-(1-cyano-1-methylethyl)phenyl]carbonyl)amino)phenoxy]-5-nitrobenzoate

15 To a solution of 3-(1-cyano-1-methylethyl)-N-(3-hydroxyphenyl)benzamide (5.0 g, 17.8 mmol) produced in Example 1(i) and methyl 2-fluoro-5-nitrobenzoate (3.55 g, 17.8 mmol) in N,N-dimethylformamide (50 mL) was added potassium carbonate (3.68 g, 26.7 mmol), and the mixture was stirred at room temperature for 16 hr. Insoluble material was filtered off and washed with ethyl acetate (200 mL). The filtrate and washings were combined and washed successively with 5% aqueous sodium hydrogen carbonate solution (200 mL) and saturated brine (200 mL), and dried over anhydrous sodium sulfate. Insoluble material was filtered off, and the filtrate was concentrated under reduced pressure. The obtained residue was purified by basic silica gel column chromatography (eluate: ethyl acetate), and the obtained solution was concentrated under reduced pressure to give the title compound (8.45 g, 98%) as a white powder.

¹H-NMR (DMSO-d₆, 300 MHz) δ 1.75 (6H, s), 3.88 (3H, s), 6.90 - 6.99 (1H, m), 7.14 (1H, d, J = 9.3 Hz), 7.43 - 7.53 (1H, m),

7.55 - 7.64 (1H, m), 7.64 - 7.71 (2H, m), 7.72 - 7.81 (1H, m),
7.88 - 7.95 (1H, m), 8.02 (1H, t, J = 1.7 Hz), 8.41 (1H, dd, J
= 9.3, 3.0 Hz), 8.64 (1H, d, J = 3.0 Hz), 10.49 (1H, s).

[0378]

- 5 (ii) Production of methyl 5-amino-2-[3-([3-(1-cyano-1-methylethyl)phenyl]carbonyl)amino)phenoxy]benzoate

To a solution of methyl 2-[3-([3-(1-cyano-1-methylethyl)phenyl]carbonyl)amino)phenoxy]-5-nitrobenzoate
(4.00 g, 8.70 mmol) in 1-methylpyrrolidin-2-one (20
10 mL)/methanol (40 mL)/tetrahydrofuran (10 mL) was added 10%
palladium-carbon (400 mg), and the mixture was stirred at room
temperature for 14 hr under a hydrogen atmosphere (1 atm).
Insoluble material was filtered off, and the filtrate was
concentrated under reduced pressure. The obtained residue was
15 diluted with ethyl acetate (200 mL), washed successively with
water (100 mL×2) and saturated brine (100 mL×2), and dried
over anhydrous sodium sulfate. Insoluble material was filtered
off, and the filtrate was concentrated under reduced pressure.
The obtained residue was purified by basic silica gel column
20 chromatography (eluate: ethyl acetate), and the obtained
solution was concentrated under reduced pressure to give the
title compound (3.42 g, 92%) as a pale-yellow oil.

¹H-NMR (DMSO-d₆, 300 MHz) δ 1.74 (6H, s), 2.69 (3H, s), 5.33
(2H, s), 6.44 - 6.63 (1H, m), 6.71 - 6.96 (2H, m), 7.07 (1H, d,
25 J = 2.6 Hz), 7.19 - 7.32 (2H, m), 7.39 - 7.44 (1H, m), 7.57
(1H, t, J = 7.7 Hz), 7.68 - 7.80 (1H, m), 7.83 - 7.94 (1H, m),
7.98 (1H, t, J = 1.7 Hz), 10.28 (1H, s).

[0379]

- (iii) Production of methyl 2-amino-6-[3-([3-(1-cyano-1-methylethyl)phenyl]carbonyl)amino)phenoxy]-1,3-benzothiazole-
30 7-carboxylate

Potassium thiocyanate (1.02 g, 10.5 mmol) was suspended
in acetic acid (10 mL), and the mixture was stirred at room
temperature for 10 min. A solution of methyl 5-amino-2-[3-
35 ([3-(1-cyano-1-

methylethyl)phenyl]carbonyl}amino)phenoxy]benzoate (1.13 g, 2.62 mmol) in acetic acid (10 mL) was added to the obtained solution, and the mixture was further stirred at room temperature for 10 min. A solution of bromine (460 mg, 2.88 mmol) in acetic acid (5 mL) was slowly added dropwise to the obtained solution, and the mixture was stirred at room temperature for 3 hr. The resulting yellow insoluble material was filtered off and washed with acetic acid. The filtrate and washings were combined and the mixture was concentrated under reduced pressure. The obtained residue was suspended in ethyl acetate (200 mL), washed successively with saturated aqueous sodium hydrogen carbonate solution (100 mL) and saturated brine (100 mL×2), and dried over anhydrous sodium sulfate. Insoluble material was filtered off, and the filtrate was concentrated under reduced pressure. The residue was purified by basic silica gel column chromatography (ethyl acetate/n-hexane=40/60→100/0), and the obtained solution was concentrated under reduced pressure to give the title compound (1.15 g, 90%) as a white powder.

¹H-NMR (DMSO-d₆, 300 MHz) δ 1.73 (6H, s), 3.74 (3H, s), 6.65 - 6.73 (1H, m), 7.06 (1H, d, J = 8.7 Hz), 7.25 - 7.38 (2H, m), 7.44 - 7.63 (5H, m), 7.67 - 7.77 (1H, m), 7.82 - 7.91 (1H, m), 7.97 (1H, t, J = 1.7 Hz), 10.29 (1H, s).

[0380]

(iv) Production of methyl 6-[3-([3-(1-cyano-1-methylethyl)phenyl]carbonyl}amino)phenoxy]-2-[(cyclopropylcarbonyl)amino]-1,3-benzothiazole-7-carboxylate

To a solution of methyl 2-amino-6-[3-([3-(1-cyano-1-methylethyl)phenyl]carbonyl}amino)phenoxy]-1,3-benzothiazole-7-carboxylate (0.92 g, 1.88 mmol) in pyridine (5 mL) was added cyclopropanecarbonyl chloride (371 μL, 4.1 mmol), and the mixture was stirred at room temperature for 2 hr. The reaction mixture was concentrated under reduced pressure. The obtained residue was diluted with ethyl acetate (100 mL), washed successively with water (100 mL) and saturated brine (100 mL),

and dried over anhydrous sodium sulfate. Insoluble material was filtered off, and the filtrate was concentrated under reduced pressure. The obtained residue was suspended in methanol (10 mL), sodium carbonate (250 mg) was added, and the mixture was stirred at room temperature for 4 hr. The reaction mixture was diluted with ethyl acetate (100 mL), washed successively with water (100 mL) and saturated brine (100 mL), and dried over anhydrous sodium sulfate. Insoluble material was filtered off, and the filtrate was concentrated under reduced pressure. The obtained residue was successively purified by basic silica gel column chromatography (ethyl acetate/n-hexane=40/60→100/0) and silica gel column chromatography (ethyl acetate/n-hexane=40/60→60/40), and the obtained solution was concentrated under reduced pressure. The residue was crystallized from ethyl acetate/n-hexane to give the title compound (706 mg, 68%) as a pale-yellow powder.

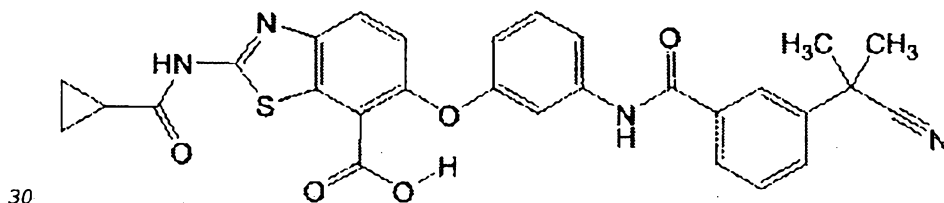
¹H-NMR (DMSO-d₆, 300 MHz) δ 0.98 (4H, d, J = 4.2 Hz), 1.73 (6H, s), 1.96 - 2.08 (1H, m), 3.81 (3H, s), 6.72 - 6.79 (1H, m), 7.25 (1H, d, J = 8.7 Hz), 7.31 - 7.42 (2H, m), 7.49 - 7.63 (2H, m), 7.69 - 7.77 (1H, m), 7.88 (1H, dt, J = 7.7, 1.3 Hz), 7.97 (1H, t, J = 1.7 Hz), 8.01 (1H, d, J = 8.7 Hz), 10.31 (1H, s), 12.69 (1H, br s).

[0381]

Example 47

Production of 6-[3-({[3-(1-cyano-1-methylethyl)phenyl]carbonyl}amino)phenoxy]-2-[(cyclopropylcarbonyl)amino]-1,3-benzothiazole-7-carboxylic acid

[0382]



[0383]

Methyl 6-[3-({[3-(1-cyano-1-

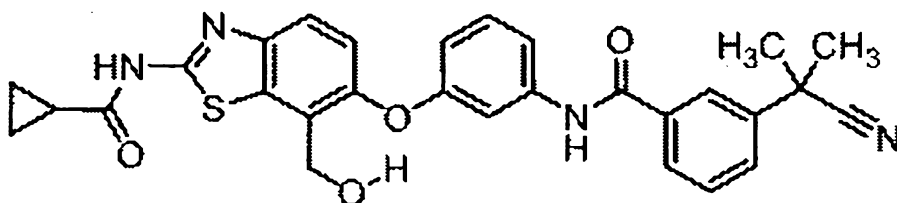
methylethyl)phenyl]carbonyl}amino)phenoxy]-2-
 [(cyclopropylcarbonyl)amino]-1,3-benzothiazole-7-carboxylate
 (570 mg, 1.02 mmol) produced in Example 46(iv) was dissolved
 in a mixed solvent of tetrahydrofuran (6 mL)/methanol (2
 5 mL)/water (2 mL), lithium hydroxide monohydrate (150 mg, 3.66
 mmol) was added, and the mixture was stirred at room
 temperature for 12 hr. The reaction mixture was neutralized
 with 1N hydrochloric acid, diluted with ethyl acetate (100
 mL)/tetrahydrofuran (100 mL) and washed with water (100 mL).
 10 The organic layer was concentrated under reduced pressure. The
 obtained residue was purified by silica gel column
 chromatography (methanol/ethyl acetate=0/100→10/90), and the
 obtained solution was concentrated under reduced pressure. The
 residue was crystallized from ethyl acetate/n-hexane to give
 15 the title compound (300 mg, 54%) as a white powder.
¹H-NMR (DMSO-d₆, 300 MHz) δ 0.90 - 1.01 (4H, m), 1.72 (6H, s),
 1.94 - 2.09 (1H, m), 6.70 (1H, dd, J = 8.0, 2.0 Hz), 7.21 (1H,
 d, J = 8.7 Hz), 7.27 - 7.36 (2H, m), 7.47 - 7.61 (2H, m), 7.68
 - 7.77 (1H, m), 7.87 (1H, d, J = 7.7 Hz), 7.92 - 7.99 (2H, m),
 20 10.30 (1H, s), 12.61 (1H, s), 13.55 (1H, br s).

[0384]

Example 48

Production of 3-(1-cyano-1-methylethyl)-N-[3-({2-
 [(cyclopropylcarbonyl)amino]-7-(hydroxymethyl)-1,3-
 25 benzothiazol-6-yl}oxy)phenyl]benzamide

[0385]



[0386]

To a solution of methyl 6-[3-({[3-(1-cyano-1-
 30 methylethyl)phenyl]carbonyl}amino)phenoxy]-2-
 [(cyclopropylcarbonyl)amino]-1,3-benzothiazole-7-carboxylate
 (200 mg, 0.369 mmol) produced in Example 46(iv) in

tetrahydrofuran (8 mL) were added triethylamine (101 μ L, 0.738 mmol) and isobutyl chloroformate (96 μ L, 0.738 mmol) at 4°C, and the mixture was stirred at 4°C for 30 min. Insoluble material was filtered off, and the filtrate was concentrated under reduced pressure. The obtained residue was dissolved in tetrahydrofuran (2 mL), sodium borohydride (42 mg, 1.10 mmol) and methanol (2 mL) were added, and the mixture was stirred at room temperature for 2 hr. The reaction mixture was concentrated under reduced pressure. The obtained residue was diluted with ethyl acetate (20 mL), washed successively with 1N hydrochloric acid (5 mL), 5% aqueous sodium hydrogen carbonate solution (10 mL) and saturated brine (5 mL), and dried over anhydrous sodium sulfate. Insoluble material was filtered off, and the filtrate was concentrated under reduced pressure. The obtained residue was purified by silica gel column chromatography (ethyl acetate/n-hexane=20/80→60/40), and the obtained solution was concentrated under reduced pressure to give the title compound (108 mg, 55%) as a pale-yellow powder.

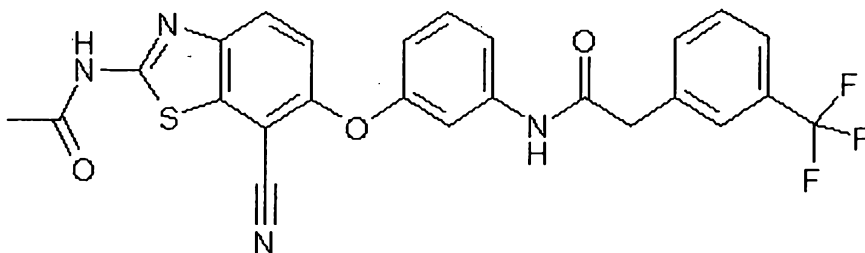
¹H-NMR (DMSO-d₆, 300 MHz) δ 0.90 - 1.00 (4H, m), 1.73 (6H, s), 1.93 - 2.07 (1H, m), 4.74 (2H, d, J = 5.1 Hz), 5.65 (1H, t, J = 5.3 Hz), 6.66 - 6.77 (1H, m), 7.09 (1H, d, J = 8.5 Hz), 7.33 (1H, t, J = 8.2 Hz), 7.37 (1H, t, J = 2.2 Hz), 7.51 (1H, dd, J = 8.3, 0.9 Hz), 7.57 (1H, t, J = 7.8 Hz), 7.65 (1H, d, J = 8.7 Hz), 7.69 - 7.79 (1H, m), 7.83 - 7.92 (1H, m), 7.97 (1H, t, J = 1.8 Hz), 10.33 (1H, s), 12.51 (1H, br s).

[0387]

Example 49

Production of N-(3-([2-(acetylamino)-7-cyano-1,3-benzothiazol-6-yl]oxy)phenyl)-2-[3-(trifluoromethyl)phenyl]acetamide

[0388]



[0389]

A mixture of N-[6-(3-aminophenoxy)-7-cyano-1,3-benzothiazol-2-yl]acetamide (141 mg, 0.436 mmol) produced in
 5 Example 12(ii), [3-(trifluoromethyl)phenyl]acetic acid (176 mg, 0.872 mmol), O-(7-azabenzotriazol-1-yl)-N,N,N',N'-tetramethyluronium hexafluorophosphate (331 mg, 0.872 mmol) and pyridine (3 mL) was stirred at 85°C for 12 hr. The reaction mixture was cooled to room temperature, diluted with
 10 ethyl acetate (5 mL), washed successively with saturated aqueous ammonium chloride solution (5 mL), saturated aqueous sodium hydrogen carbonate solution (5 mL) and saturated brine (5 mL), and dried over anhydrous sodium sulfate. Insoluble material was filtered off, and the filtrate was concentrated
 15 under reduced pressure. The residue was purified by silica gel column chromatography (ethyl acetate/n-hexane=40/60→100/0), and the obtained solution was concentrated under reduced pressure. The residue was recrystallized from ethyl acetate/n-heptane (1/1) to give the title compound (154 mg, 69%) as a
 20 white powder.

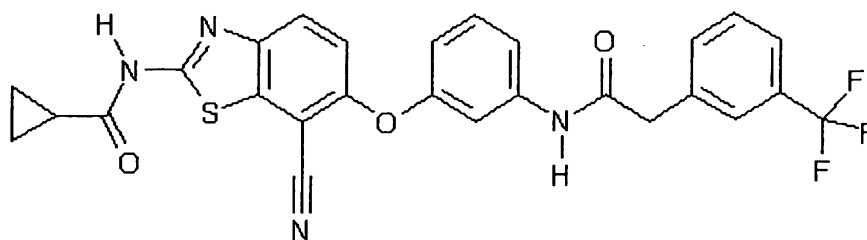
¹H-NMR (DMSO-d₆, 300 MHz) δ 2.25 (3H, s), 3.77 (2H, s), 6.76 - 6.92 (1H, m), 7.15 (1H, d, J = 9.1 Hz), 7.31 - 7.42 (2H, m), 7.43 - 7.49 (1H, m), 7.50 - 7.65 (3H, m), 7.67 (1H, s), 8.03 (1H, d, J = 9.1 Hz), 10.38 (1H, s), 12.70 (1H, s).

25 [0390]

Example 50

Production of N-{7-cyano-6-[3-({[3-(trifluoromethyl)phenyl]acetyl}amino)phenoxy]-1,3-benzothiazol-2-yl}cyclopropanecarboxamide

30 [0391]



[0392]

A mixture of N-[6-(3-aminophenoxy)-7-cyano-1,3-benzothiazol-2-yl]cyclopropanecarboxamide (100 mg, 0.285 mmol) produced in Example 3(vi), [3-(trifluoromethyl)phenyl]acetic acid (138 mg, 0.684 mmol), O-(7-azabenzotriazol-1-yl)-N,N,N',N'-tetramethyluronium hexafluorophosphate (260 mg, 0.684 mmol) and pyridine (2 mL) was stirred at 85°C for 4 hr. The reaction mixture was cooled to room temperature, diluted with ethyl acetate (5 mL), washed successively with saturated aqueous ammonium chloride solution (5 mL), saturated aqueous sodium hydrogen carbonate solution (5 mL) and saturated brine (5 mL), and dried over anhydrous sodium sulfate. Insoluble material was filtered off, and the filtrate was concentrated under reduced pressure. The residue was purified by silica gel column chromatography (ethyl acetate/n-hexane=30/70→100/0), and the obtained solution was concentrated under reduced pressure. The residue was recrystallized from ethyl acetate/n-heptane (1/2) to give the title compound (87 mg, 57%) as a white powder.

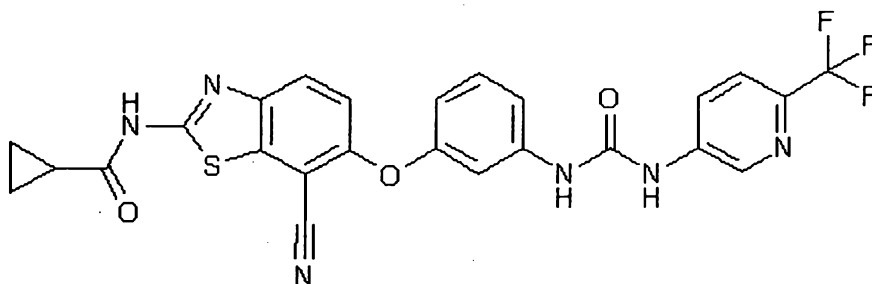
¹H-NMR (DMSO-d₆, 300 MHz) δ 0.91 - 1.11 (4H, m), 1.93 - 2.11 (1H, m), 3.77 (2H, s), 6.79 - 6.91 (1H, m), 7.15 (1H, d, J = 9.0 Hz), 7.31 - 7.43 (2H, m), 7.43 - 7.48 (1H, m), 7.50 - 7.65 (3H, m), 7.67 (1H, s), 8.02 (1H, d, J = 9.0 Hz), 10.38 (1H, s), 12.99 (1H, s).

[0393]

Example 51

Production of N-{7-cyano-6-[3-({[6-(trifluoromethyl)pyridin-3-yl]carbamoyl}amino)phenoxy]-1,3-benzothiazol-2-yl}cyclopropanecarboxamide

[0394]



[0395]

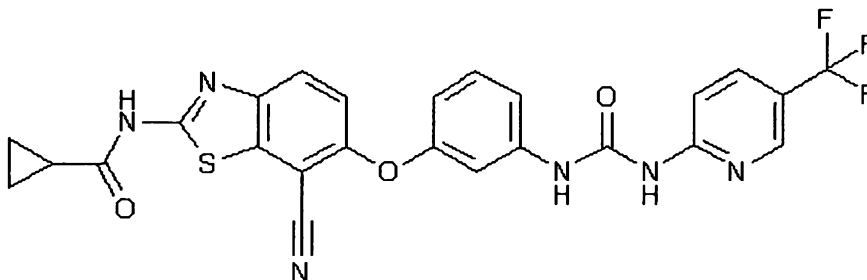
To a solution of bis(trichloromethyl) carbonate (59.3 mg, 0.200 mmol) in tetrahydrofuran (2 mL) were added N-[6-(3-aminophenoxy)-7-cyano-1,3-benzothiazol-2-yl]cyclopropanecarboxamide (200 mg, 0.571 mmol) produced in Example 3(vi) and triethylamine (158 μ L, 1.14 mmol) at 4°C, and the mixture was stirred at the same temperature for 30 min. 6-(Trifluoromethyl)pyridine-3-amine (185 mg, 1.14 mmol) was added to the reaction mixture, and the mixture was stirred at 50°C for 2 hr. The reaction mixture was cooled to room temperature, diluted with ethyl acetate (10 mL), washed successively with saturated aqueous sodium hydrogen carbonate solution (5 mL) and saturated brine (5 mL), and dried over anhydrous sodium sulfate. Insoluble material was filtered off, and the filtrate was concentrated under reduced pressure. The residue was purified by basic silica gel column chromatography (methanol/ethyl acetate=0/100 \rightarrow 10/90), and the obtained solution was concentrated under reduced pressure. The residue was recrystallized from ethyl acetate/n-heptane (1/1) to give the title compound (79 mg, 26%) as a white powder.

$^1\text{H-NMR}$ (DMSO- d_6 , 300 MHz) δ 0.92 - 1.09 (4H, m), 1.95 - 2.10 (1H, m), 6.75 - 6.86 (1H, m), 7.17 (1H, d, J = 9.0 Hz), 7.22 - 7.29 (1H, m), 7.33 - 7.45 (2H, m), 7.81 (1H, d, J = 8.7 Hz), 8.04 (1H, d, J = 9.0 Hz), 8.18 (1H, dd, J = 8.6, 2.2 Hz), 8.71 (1H, d, J = 2.5 Hz), 9.17 (1H, s), 9.35 (1H, s), 13.00 (1H, br s).

[0396]

30 Example 52

Production of N-{7-cyano-6-[3-({[5-(trifluoromethyl)pyridin-2-yl]carbamoyl}amino)phenoxy]-1,3-benzothiazol-2-yl}cyclopropanecarboxamide
[0397]



5

[0398]

To a solution of bis(trichloromethyl) carbonate (59.3 mg, 0.200 mmol) in tetrahydrofuran (2 mL) were added N-[6-(3-aminophenoxy)-7-cyano-1,3-benzothiazol-2-yl]cyclopropanecarboxamide (200 mg, 0.571 mmol) produced in Example 3(vi) and triethylamine (158 μ L, 1.14 mmol) at 4°C, and the mixture was stirred at the same temperature for 30 min. 5-(Trifluoromethyl)pyridin-2-amine (185 mg, 1.14 mmol) was added to the reaction mixture, and the mixture was stirred at 50°C for 2 hr. The reaction mixture was cooled to room temperature, diluted with ethyl acetate (10 mL), washed successively with saturated aqueous sodium hydrogen carbonate solution (5 mL) and saturated brine (5 mL), and dried over anhydrous sodium sulfate. Insoluble material was filtered off, and the filtrate was concentrated under reduced pressure. The residue was purified by basic silica gel column chromatography (methanol/ethyl acetate=0/100 \rightarrow 10/90), and the obtained solution was concentrated under reduced pressure. The residue was recrystallized from ethyl acetate/n-heptane (1/1) to give the title compound (113 mg, 37%) as a white powder.

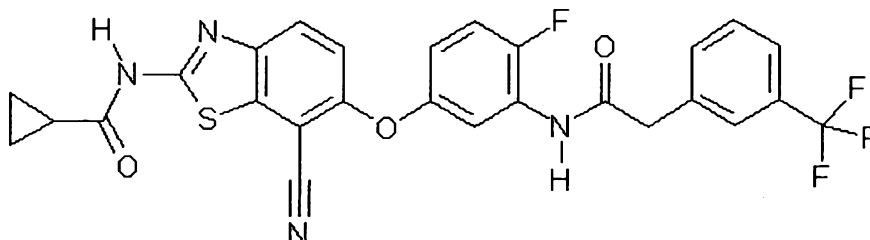
$^1\text{H-NMR}$ (DMSO- d_6 , 300 MHz) δ 0.92 - 1.09 (4H, m), 1.98 - 2.14 (1H, m), 6.77 - 6.89 (1H, m), 7.16 (1H, d, J = 8.9 Hz), 7.26 - 7.33 (1H, m), 7.35 - 7.45 (1H, m), 7.49 (1H, t, J = 2.2 Hz), 7.80 (1H, d, J = 8.9 Hz), 8.04 (1H, d, J = 8.9 Hz), 8.11 (1H, dd, J = 8.9, 2.4 Hz), 8.54 - 8.71 (1H, m), 9.82 (1H, s), 10.16

(1H, s), 12.99 (1H, br s).

[0399]

Example 53

Production of N-{7-cyano-6-[4-fluoro-3-({[3-
5 (trifluoromethyl)phenyl]acetyl}amino)phenoxy]-1,3-
benzothiazol-2-yl}cyclopropanecarboxamide
[0400]



[0401]

10 (i) Production of N-(2-fluoro-5-hydroxyphenyl)-2-[3-
(trifluoromethyl)phenyl]acetamide

[3-(Trifluoromethyl)phenyl]acetic acid (4.1 g, 20.1 mmol) was dissolved in tetrahydrofuran (20 mL), and oxalyl chloride (2.1 mL, 24.5 mmol) and N,N-dimethylformamide (5 μ L) were
15 added. The reaction mixture was stirred at room temperature for 1 hr, and the solvent was evaporated under reduced pressure to give [3-(trifluoromethyl)phenyl]acetyl chloride. To a solution of 3-amino-4-fluorophenol (2.43 g, 19.1 mmol) in tetrahydrofuran (20 mL) was added a suspension of sodium
20 hydrogen carbonate (2.41 g, 28.6 mmol) in water (30 mL), and the mixture was vigorously stirred at room temperature. A solution of [3-(trifluoromethyl)phenyl]acetyl chloride produced above in tetrahydrofuran (10 mL) was added dropwise to the mixture, and the mixture was stirred at room
25 temperature for 30 min. Ethyl acetate (100 mL) was added to the reaction mixture to separate the aqueous layer. The organic layer was washed with saturated brine (100 mL), and dried over anhydrous magnesium sulfate. Insoluble material was filtered off, and the obtained solution was purified by silica
30 gel chromatography (eluate: ethyl acetate), and the obtained

solution was concentrated under reduced pressure to give the title compound (5.84 g, 98%) as a pale-brown solid.

¹H-NMR (DMSO-d₆, 300 MHz) δ 3.85 (2H, s), 6.46 (1H, dt, J = 8.6, 3.6 Hz), 7.02 (1H, dd, J = 11.0, 8.9 Hz), 7.40 (1H, dd, J = 6.6, 3.0 Hz), 7.46 - 7.69 (3H, m), 7.71 (1H, s), 9.35 (1H, s), 9.89 (1H, s).

[0402]

(ii) Production of N-[5-(2-cyano-4-nitrophenoxy)-2-fluorophenyl]-2-[3-(trifluoromethyl)phenyl]acetamide

To a solution of 3-cyano-4-fluoronitrobenzene (0.530 g, 3.19 mmol) and N-(2-fluoro-5-hydroxyphenyl)-2-[3-(trifluoromethyl)phenyl]acetamide (1.00 g, 3.19 mmol) in N,N-dimethylformamide (5 mL) was added potassium carbonate (0.530 g, 3.83 mmol), and the mixture was stirred at room temperature for 4 hr. The reaction mixture was diluted with ethyl acetate (100 mL), washed successively with water (100 mL) and saturated brine (100 mL), and dried over anhydrous magnesium sulfate. Insoluble material was filtered off. The obtained organic layer was purified by basic silica gel column chromatography (eluate: 50% ethyl acetate/n-hexane), and the obtained solution was concentrated under reduced pressure to give the title compound (1.38 g, 94%) as a yellow oil.

¹H-NMR (DMSO-d₆, 300 MHz) δ 3.91 (2H, s), 7.01 (1H, d, J = 9.3 Hz), 7.08 - 7.16 (1H, m), 7.48 (1H, dd, J = 10.7, 9.0 Hz), 7.52 - 7.66 (3H, m), 7.70 (1H, s), 7.98 (1H, dd, J = 6.6, 3.0 Hz), 8.39 - 8.44 (1H, m), 8.84 (1H, d, J = 2.7 Hz), 10.31 (1H, s).

[0403]

(iii) Production of N-[5-(4-amino-2-cyanophenoxy)-2-fluorophenyl]-2-[3-(trifluoromethyl)phenyl]acetamide

To a solution of N-[5-(2-cyano-4-nitrophenoxy)-2-fluorophenyl]-2-[3-(trifluoromethyl)phenyl]acetamide (1.36 g, 2.96 mmol) in ethanol (25 mL)/tetrahydrofuran (10 mL) was added 10% palladium-carbon (160 mg), and the mixture was stirred at room temperature for 5 hr under a hydrogen

atmosphere (1 atm). Insoluble material was filtered off, and the filtrate was concentrated under reduced pressure. The obtained residue was purified by basic silica gel column chromatography (ethyl acetate/n-hexane=30/70→100/0), and the
5 fraction containing the object product was concentrated under reduced pressure to give the title compound (1.17 g, 92%) as a beige amorphous form.

¹H-NMR (DMSO-d₆, 300 MHz) δ 3.87 (2H, s), 5.48 (2H, s), 6.72 (1H, dt, J = 8.8, 3.5 Hz), 6.80 - 7.01 (3H, m), 7.26 (1H, dd,
10 J = 10.6, 9.1 Hz), 7.49 - 7.65 (4H, m), 7.68 (1H, s), 10.10 (1H, s).

[0404]

(iv) Production of N-{5-[(2-amino-7-cyano-1,3-benzothiazol-6-yl)oxy]-2-fluorophenyl}-2-[3-(trifluoromethyl)phenyl]acetamide

15 To a solution of N-[5-(4-amino-2-cyanophenoxy)-2-fluorophenyl]-2-[3-(trifluoromethyl)phenyl]acetamide (1.15 g, 2.68 mmol) in acetic acid (40 mL) was added potassium thiocyanate (1.22 g, 12.6 mmol), and the mixture was stirred at room temperature for 10 min. A solution of bromine (652 mg,
20 4.08 mmol) in acetic acid (6.5 mL) was added dropwise to the obtained solution over 10 min. After the completion of the dropwise addition, the mixture was stirred at room temperature for 12 hr. The reaction mixture was diluted with acetic acid (50 mL), and insoluble material was filtered off and washed
25 with acetic acid, the filtrate and washings were combined and the mixture was concentrated under reduced pressure. The obtained residue was suspended in ethyl acetate (120 mL)/tetrahydrofuran (12 mL), and the suspension was washed successively with saturated aqueous sodium hydrogen carbonate
30 solution (120 mL) and saturated brine (120 mL), and dried over anhydrous magnesium sulfate. Insoluble material was filtered off, the filtrate was purified by basic silica gel column chromatography (eluate: ethyl acetate), and the obtained solution was concentrated under reduced pressure to give the
35 title compound (1.13 g, 87%) as a beige powder.

¹H-NMR (DMSO-d₆, 300 MHz) δ 3.87 (2H, s), 6.76 - 7.01 (2H, m), 7.33 (1H, dd, J = 10.6, 9.1 Hz), 7.44 - 7.66 (4H, m), 7.68 (1H, s), 7.75 (1H, dd, J = 6.4, 3.0 Hz), 7.87 (2H, s), 10.17 (1H, s).

5 [0405]

(v) Production of N-{7-cyano-6-[4-fluoro-3-({[3-(trifluoromethyl)phenyl]acetyl)amino]phenoxy]-1,3-benzothiazol-2-yl}cyclopropanecarboxamide

To a solution of N-{5-[(2-amino-7-cyano-1,3-benzothiazol-10 6-yl)oxy]-2-fluorophenyl}-2-[3-(trifluoromethyl)phenyl]acetamide (980 mg, 2.01 mmol) in N,N-dimethylacetamide (8 mL) were added pyridine (242 μL, 3.02 mmol) and cyclopropanecarbonyl chloride (255 μL, 2.81 mmol), and the mixture was stirred at room temperature for 2 hr.

15 Cyclopropanecarbonyl chloride (255 μL, 2.81 mmol) was added to the reaction mixture, and the mixture was further stirred at room temperature for 2 hr. Water (20 mL) was added to the reaction mixture, and the mixture was extracted with ethyl acetate (20 mL). The organic layer was washed successively

20 with saturated aqueous sodium hydrogen carbonate solution (20 mL) and saturated brine (20 mL), and dried over anhydrous magnesium sulfate. Insoluble material was filtered off, the filtrate was purified by basic silica gel column chromatography (eluate: ethyl acetate), and the obtained

25 solution was concentrated under reduced pressure. A pale-brown oil residue was crystallized from ethanol/water (1/1) to give the title compound (1.06 g, 95%) as a white powder.

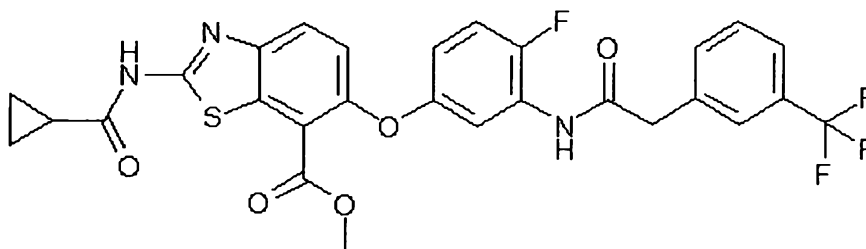
¹H-NMR (DMSO-d₆, 300 MHz) δ 0.89 - 1.05 (4H, m), 1.97 - 2.13 (1H, m), 3.88 (2H, s), 6.97 (1H, dt, J = 8.7, 3.6 Hz), 7.08 (1H, d, J = 9.0 Hz), 7.37 (1H, dd, J = 10.6, 9.1 Hz), 7.49 - 7.64 (3H, m), 7.68 (1H, s), 7.83 (1H, dd, J = 6.4, 3.0 Hz), 7.99 (1H, d, J = 9.0 Hz), 10.21 (1H, s), 12.97 (1H, s).

[0406]

Example 54

35 Production of methyl 2-[(cyclopropylcarbonyl)amino]-6-[4-

fluoro-3-([3-(trifluoromethyl)phenyl]acetyl)amino)phenoxy]-
1,3-benzothiazole-7-carboxylate
[0407]



5 [0408]

(i) Production of methyl 2-[4-fluoro-3-([3-(trifluoromethyl)phenyl]acetyl)amino)phenoxy]-5-nitrobenzoate

To a solution of methyl 2-fluoro-5-nitrobenzoate (1.65 g, 8.29 mmol) and N-(2-fluoro-5-hydroxyphenyl)-2-[3-(trifluoromethyl)phenyl]acetamide (2.60 g, 8.30 mmol) produced in Example 53(i) in N,N-dimethylformamide (17 mL) was added potassium carbonate (1.72 g, 12.5 mmol), and the mixture was stirred at room temperature for 12 hr. The reaction mixture was diluted with ethyl acetate (90 mL), washed successively with water (2x90 mL) and saturated brine (90 mL), and dried over anhydrous magnesium sulfate. Insoluble material was filtered off. The obtained organic layer was purified by basic silica gel column chromatography (eluate: ethyl acetate), and the obtained solution was concentrated under reduced pressure to give the title compound (3.78 g, 93%) as a brown oil.

¹H-NMR (DMSO-d₆, 300 MHz) δ 3.85 (3H, s), 3.89 (2H, s), 6.97 (1H, dt, J = 8.6, 3.6 Hz), 7.04 (1H, d, J = 9.0 Hz), 7.41 (1H, dd, J = 10.5, 9.0 Hz), 7.49 - 7.66 (3H, m), 7.69 (1H, s), 7.84 (1H, dd, J = 6.6, 5.7 Hz), 8.35 (1H, dd, J = 9.0, 3.0 Hz), 8.60 (1H, d, J = 2.7 Hz), 10.25 (1H, s).

[0409]

(ii) Production of methyl 5-amino-2-[4-fluoro-3-([3-(trifluoromethyl)phenyl]acetyl)amino)phenoxy]benzoate

To a solution of methyl 2-[4-fluoro-3-([3-(trifluoromethyl)phenyl]acetyl)amino)phenoxy]-5-nitrobenzoate

(3.75 g, 7.62 mmol) in methanol (40 mL)/tetrahydrofuran (8 mL) solution was added 10% palladium-carbon (400 mg), and the mixture was stirred at room temperature for 6 hr under a hydrogen atmosphere (1 atm). Insoluble material was filtered
5 off, and the filtrate was concentrated under reduced pressure. The obtained residue was purified by basic silica gel column chromatography (ethyl acetate/n-hexane=30/70→80/20), and the fraction containing the object product was concentrated under reduced pressure to give the title compound (3.09 g, 87%) as a
10 yellow oil.

¹H-NMR (DMSO-d₆, 300 MHz) δ 3.63 (3H, s), 3.84 (2H, s), 5.31 (2H, s), 6.53 (1H, dt, J = 8.9, 3.5 Hz), 6.70 - 6.85 (2H, m), 7.04 (1H, d, J = 2.5 Hz), 7.16 (1H, dd, J = 10.6, 9.1 Hz), 7.44 (1H, dd, J = 6.4, 3.0 Hz), 7.51 - 7.65 (3H, m), 7.68 (1H,
15 s), 9.99 (1H, s).

[0410]

(iii) Production of methyl 2-amino-6-[4-fluoro-3-({[3-(trifluoromethyl)phenyl]acetyl}amino)phenoxy]-1,3-benzothiazole-7-carboxylate

20 To a solution of methyl 5-amino-2-[4-fluoro-3-({[3-(trifluoromethyl)phenyl]acetyl}amino)phenoxy]benzoate (3.00 g, 6.09 mmol) in acetic acid (70 mL) was added potassium thiocyanate (2.37 g, 24.4 mmol), and the mixture was stirred at room temperature for 10 min. A solution of bromine (1.27 mg,
25 7.92 mmol) in acetic acid (35 mL) was added dropwise to the obtained solution over 20 min. After the completion of the dropwise addition, the mixture was stirred at room temperature for 36 hr. Insoluble material was filtered off and washed with ethyl acetate (200 mL). The filtrate and washings were
30 combined and the mixture was concentrated under reduced pressure. The obtained residue was suspended in ethyl acetate (100 mL), and the suspension was washed successively with saturated aqueous sodium hydrogen carbonate solution (2x100 mL) and saturated brine (100 mL), and dried over anhydrous
35 magnesium sulfate. Insoluble material was filtered off, the

filtrate was purified by basic silica gel column chromatography (eluate: ethyl acetate), and the obtained solution was concentrated under reduced pressure. The obtained residue was recrystallized from ethyl acetate/n-hexane(1:1) to
5 give the title compound (2.78 g, 88%) as a white powder.

¹H-NMR (DMSO-d₆, 300 MHz) δ 3.72 (3H, s), 3.84 (2H, s), 6.63 (1H, dt, J = 8.8, 3.5 Hz), 6.99 (1H, d, J = 8.7 Hz), 7.21 (1H, dd, J = 10.6, 9.1 Hz), 7.49 - 7.63 (7H, m), 7.67 (1H, s), 10.05 (1H, s).

10 [0411]

(iv) Production of methyl 2-[(cyclopropylcarbonyl)amino]-6-[4-fluoro-3-({[3-(trifluoromethyl)phenyl]acetyl}amino)phenoxy]-1,3-benzothiazole-7-carboxylate

To a solution of methyl 2-amino-6-[4-fluoro-3-({[3-(trifluoromethyl)phenyl]acetyl}amino)phenoxy]-1,3-benzothiazole-7-carboxylate (2.50 mg, 4.81 mmol) in
15 tetrahydrofuran (20 mL) were added pyridine (770 μL, 9.62 mmol) and cyclopropanecarbonyl chloride (790 μL, 8.66 mmol), and the mixture was stirred at room temperature for 12 hr. The
20 reaction mixture was diluted with ethyl acetate (80 mL), washed successively with saturated aqueous sodium hydrogen carbonate solution (50 mL) and saturated brine (50 mL), and the organic layer was dried over anhydrous magnesium sulfate. Insoluble material was filtered off, and the filtrate was
25 concentrated under reduced pressure. The obtained residue was purified by silica gel column chromatography (ethyl acetate/n-hexane=40/60→80/20), and a fraction containing the object product was concentrated under reduced pressure. The obtained pale-yellow residue was recrystallized from ethyl acetate/n-hexane (3/2) to give the title compound (2.25 g, 80%) as a
30 white powder.

¹H-NMR (DMSO-d₆, 300 MHz) δ 0.91 - 1.04 (4H, m), 1.93 - 2.10 (1H, m), 3.80 (3H, s), 3.85 (2H, s), 6.71 (1H, dt, J = 8.8, 3.5 Hz), 7.17 (1H, d, J = 8.9 Hz), 7.25 (1H, dd, J = 10.6, 9.1
35 Hz), 7.49 - 7.65 (4H, m), 7.67 (1H, s), 7.96 (1H, d, J = 8.9

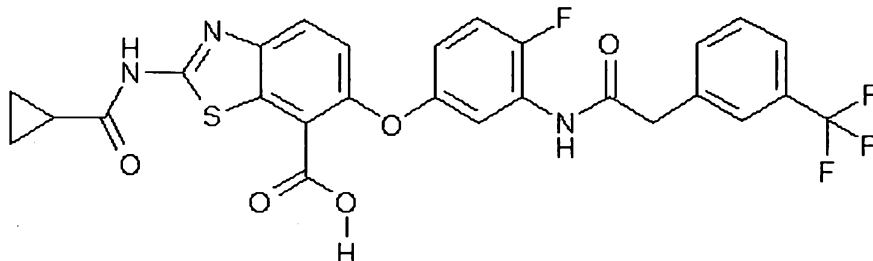
Hz), 10.09 (1H, s), 12.67 (1H, s).

[0412]

Example 55

Production of 2-[(cyclopropylcarbonyl)amino]-6-[4-fluoro-3-
5 ([3-(trifluoromethyl)phenyl]acetyl)amino]phenoxy]-1,3-
benzothiazole-7-carboxylic acid

[0413]



[0414]

10 To a solution of methyl 2-[(cyclopropylcarbonyl)amino]-6-
[4-fluoro-3-([3-
(trifluoromethyl)phenyl]acetyl)amino]phenoxy]-1,3-
benzothiazole-7-carboxylate (1.50 g, 2.68 mmol) produced in
Example 54(iv) in tetrahydrofuran (24 mL)/methanol (8 mL) was
15 added a solution of lithium hydroxide monohydrate (1.05 g,
25.7 mmol) in water (8 mL), and the mixture was stirred at
room temperature for 18 hr. The reaction mixture was
neutralized with 1N hydrochloric acid, and the organic solvent
was evaporated under reduced pressure. The obtained residue
20 was collected by filtration, repeatedly washed with water to
give the title compound (1.27 g, 83%) as a white powder.

¹H-NMR (DMSO-d₆, 300 MHz) δ 0.77 - 1.13 (4H, m), 1.93 - 2.11
(1H, m), 3.84 (2H, s), 6.67 (1H, dt, J = 8.9, 3.6 Hz), 7.14
(1H, d, J = 8.7 Hz), 7.23 (1H, dd, J = 10.6, 9.1 Hz), 7.48 -
25 7.64 (4H, m), 7.66 (1H, s), 7.92 (1H, d, J = 8.7 Hz), 10.07
(1H, s), 12.61 (1H, s), 13.54 (1H, br s).

[0415]

Formulation Example 1

A medicament containing the compound of the present
30 invention as an active ingredient can be produced, for example,

according to the following formulation.

1. capsule

(1) compound of Example 1	40 mg
(2) lactose	70 mg
5 (3) crystalline cellulose	9 mg
(4) magnesium stearate	1 mg
1 capsule	120 mg

(1), (2), (3) and 1/2 of (4) are blended and granulated.

The rest of (4) is added and the total amount is sealed in a
10 gelatin capsule.

[0416]

2. tablet

(1) compound of Example 1	40 mg
(2) lactose	58 mg
15 (3) cornstarch	18 mg
(4) crystalline cellulose	3.5 mg
(5) magnesium stearate	0.5 mg
1 tablet	120 mg

(1), (2), (3), 2/3 of (4) and 1/2 of (5) are blended and
20 granulated. The rest of (4) and (5) is added to the granules
and the mixture is compression formed into a tablet.

[0417]

Formulation Example 2

The compound (50 mg) obtained in Example 1 is dissolved
25 in the Japanese Pharmacopoeia distilled water for injection
(50 mL), and the Japanese Pharmacopoeia distilled water for
injection is added to make the total amount 100 mL. This
solution is aseptically filtered. The solution (1 mL) is
aseptically filled in a vial for injection, sealed and freeze-
30 dried.

[0418]

Experimental Example 1

Cloning of human BRAF gene and preparation of recombinant
baculovirus

35 Human BRAF gene was cloned by PCR using human Testis cDNA

library (Clontech) as a template. The primer used for PCR was prepared from base sequence (Genbank Accession No.: NM_004333) information of BRAF gene by adding a base sequence encoding Flag peptide and a recognition sequence of the restriction enzyme to
5 area encoding the BRAF kinase domain region, so that the protein contains an N-terminal Flag. The primer base sequences are shown below.

BRAF-U:

5'-

10 AAAGAATTCACCATGGACTACAAGGACGACGATGACAAGACCCCCCTGCCTCATTACCTGG
CT-3' (SEQ ID NO:1)

and

BRAF-L:

5'-AAAAGTCGACTCAGTGGACAGGAAACGCACCATAT-3' (SEQ ID NO:2)

15 The PCR reaction was conducted using Pyrobest (Takara Shuzo Co., Ltd). The obtained PCR product was electrophoresed on agarose gel (1%), the DNA fragment amplified by PCR was recovered from the gel, and then digested with restriction enzymes EcoRI and SalI. The DNA treated with the restriction
20 enzymes was electrophoresed on agarose gel (1%), and the obtained DNA fragment was recovered. The recovered DNA fragment was ligated to plasmid pFASTBAC1 (Invitrogen) digested with restriction enzymes EcoRI and SalI to give expression plasmid pFB-BRAF, and the base sequence of the insert fragment was
25 confirmed. In addition, mutation was introduced into V600E using a Quick change Site Directed Mutagenesis kit (Stratagene). The base sequences of the primers used are shown in the following.

V600E-U:

5'-GGTCTAGCTACAGAGAAATCTCGATGGAG-3' (SEQ ID NO:3)

30 and

V600E-L:

5'-CTCCATCGAGATTCTCTGTAGCTAGACC-3' (SEQ ID NO:4)

The obtained plasmid was sequenced to confirm the introduction of mutation into V600E. The DNA was digested with
35 restriction enzymes EcoRI and SalI, DNA treated with the

restriction enzymes was electrophoresed on agarose gel (1%), and the obtained DNA fragment was recovered. The recovered DNA fragment was ligated to plasmid pFASTBAC1 (Invitrogen) digested with restriction enzymes EcoRI and SalI to give expression
5 plasmid pFB-V600E.

Using BAC-TO-BAC Baculovirus Expression System (Invitrogen), virus stock BAC-V600E of recombinant baculovirus was prepared.

[0419]

10 Experimental Example 2

Preparation of BRAF (V600E) protein

SF-21 cells (Invitrogen) were sown at 1×10^6 cells/mL to Sf-900II SFM medium (1 L, Invitrogen) containing 10% fetal bovine serum (Trace), 50 mg/L Gentamicin (Invitrogen) and 0.1% Pluronic
15 F-68 (Invitrogen), and shaking culture was performed using a 2 L volume Erlenmeyer flask at 27°C, 100 rpm. After culturing for 24 hrs, 13.4 mL of recombinant baculovirus BAC-V600E was added to the mixture, and the mixture was further cultured for 3 days. The culture medium was centrifuged at 2,000 rpm for 5 min. to
20 give virus-infected cells. The infected cells were washed with a phosphate buffered saline (Invitrogen), centrifuged under the same conditions, and the cells were preserved at -80°C. The cryopreserved cells were thawed in ice, suspended in buffer A (50 mM Tris buffer (30 mL, pH 7.4) containing 20% glycerol, 0.15
25 M NaCl) supplemented with Complete Protease Inhibitor (Boehringer), and ruptured 3 times with Polytron homogenizer (Kinematica) at 20,000 rpm for 30 sec. The ruptured medium was clarified by centrifugation at 40,000 rpm for 30 min. and filtered with a 0.45 µm filter. The filtrate was passed through
30 a column packed with Anti-FLAG M2 Affinity Gel (4 mL, Sigma) at a flow rate of about 0.5 mL/min. The column was washed with buffer A, and eluted with buffer A containing 100 µg/mL of FLAG peptide (Sigma). The buffer of this concentrate was exchanged using NAP25 column (Amersham Bioscience) equilibrated with
35 buffer A and the fractions were cryopreserved at -80°C.

[0420]

Experimental Example 3

Cloning of human GSTP1 gene and preparation of pGP1p expression plasmid

5 Human GSTP1 gene was cloned by PCR using PCR-ready cDNA human universal library (Clontech) as a template. The primers used for PCR were

GSTP1UNHE:

5'-ATATGCTAGCACCATGCCGCCCTACACCGTG-3' (SEQ ID NO: 5)

10 and

GSTP1LHIN:

5'-TATAAAGCTTCTGTTTCCCGTTGCCATTGATG-3' (SEQ ID NO: 6)

The PCR reaction was conducted using Pyrobest (Takara Shuzo Co., Ltd). The obtained PCR product was electrophoresed on
15 agarose gel (1%), the DNA fragment amplified by PCR was recovered from the gel, and then digested with restriction enzymes NheI and HindIII. The DNA treated with the restriction enzymes was electrophoresed on agarose gel (1%), and the obtained DNA fragment was recovered.

20 DNA fragment that codes the PreScission protease recognition site was prepared by annealing of synthetic DNA fragments,

PPINSU:

5'-AGCTTGGAGGTGGACTGGAAGTTCTGTTCCAGGGGCCCTGG-3' (SEQ ID NO: 7)

25 and

PPINSL:

5'-GATCCCAGGGGCCCTGGAACAGAACTTCCAGTCCACCTCCA-3' (SEQ ID NO: 8)

The DNA fragments, coding for hGSTP1 and PreScission protease recognition site, were ligated to plasmid pcDNA3.1
30 digested with restriction enzymes NheI and BamHI to give expression vector pGP1p.

[0421]

Experimental Example 4

Cloning of human MEK1 (K96R) gene and preparation of GSTP1-MEK1
35 (K96R) expression plasmid

Human MEK1 gene was cloned by PCR using human lung cDNA library (Clontech) as a template. The primer used for PCR was prepared from base sequence (Genbank Accession No.: NM_002755) information of MEK1 gene. The primer base sequences are shown
5 below.

MEK1-U:

5'-AAAAGTCGACATGCCCAAGAAGAAGCCGACGCCCATCC-3' (SEQ ID NO: 9)

and

MEK1-L:

10 5'-TTTGTGCGCCGCGAGGGGACTCGCTCTTTGTTGCTTCC-3' (SEQ ID NO: 10)

The PCR reaction was conducted using Pyrobest (Takara Shuzo Co., Ltd). The obtained PCR product was electrophoresed on agarose gel (1%), the DNA fragment amplified by PCR was recovered from the gel, and then digested with restriction
15 enzymes SalI and NotI. The DNA treated with the restriction enzymes was electrophoresed on agarose gel (1%), and the obtained DNA fragment was recovered. The recovered DNA fragment was ligated to plasmid pGEX6P-3 (GE healthcare) digested with
20 restriction enzymes SalI and NotI to give expression plasmid pGEX6p-MEK1, and the base sequence of the insert fragment was confirmed. In addition, mutation was introduced into K96R using a Quick change Site Directed Mutagenesis kit (Stratagene) to give expression plasmid pGEX6P-MEK1 (K96R).

pGEX6P-MEK1 (K96R) was digested with restriction enzymes
25 BamHI and NotI. The DNA treated with the restriction enzymes was electrophoresed on agarose gel (1%), and the DNA fragment coding for MEK1 (K96R) was recovered. The recovered DNA fragment was ligated to plasmid pGPlp digested with restriction enzymes BamHI and NotI to give expression plasmid pGPlp-MEK1 (K96R).

30 [0422]

Experimental Example 5

Preparation of GSTP1-MEK1 (K96R)

Expression of GSTP1 tagged MEK1 (K96R) was performed with FreeStyle 293 Expression System (Invitrogen). FreeStyle 293-F
35 cells were seeded into 1140 ml of FreeStyle 293 Expression

Medium at 1.1×10^6 cells/ml. 1730 μ l of 293 fectin was diluted with 43 ml of Opti-MEM I medium, mixed with 1300 μ g of the expression plasmid pGPlp-MEK1 (K96R) diluted with 43 ml of Opti-MEM I medium, allowed to stand for 20 min. at room temperature, and then added to FreeStyle 293-F cells. After shaking culture at 37°C, under 8% CO₂ gas and at 125 rpm for 3 days, the cells were recovered, and disrupted twice with Polytron homogenizer (Kinematica) at 20,000 rpm for 20 sec. after addition of 80 ml of suspending buffer (50 mmol/L HEPES (pH 8), 100 mmol/L NaCl, 1 mmol/L EDTA, 1 mmol/L Sodium Orthovanadate, 10%(v/v) Glycerol, Complete Protease Inhibitor (Roche)) to them. The disrupted solution was centrifuged at 500 g for 10 min., the supernatant was further centrifuged at 100,000 g for 60 min., and the supernatant was loaded on a Glutathione Sepharose 4B (GE Healthcare, 2 cm x 5 cm, 15.7 mL) column. The column was washed with 50 mmol/L HEPES (pH 7.5), 0.1 mol/L NaCl, 1 mmol/L DTT, 1 mM EDTA, 10%(v/v) Glycerol, and eluted with 0.1 mol/L Tris-HCl, 1 mmol/L DTT, 10%(v/v) Glycerol, 10 mmol/L glutathione. The eluate was concentrated to 5 mL with Vivaspin 20-10K (GE Healthcare), and loaded on a HiLoad 26/60 Superdex 200 pg column (GE Healthcare) equilibrated with 50 mmol/L HEPES (pH 7.5), 0.1 mol/L NaCl, 1 mmol/L DTT, 10%(v/v) Glycerol. The fractions containing GSTP1-MEK1 (K96R) were concentrated with Vivaspin 20-10K. The protein concentration was determined by BCA protein assay kit (Pierce).

[0423]

Test Example 1

Determination of BRAF (V600E) kinase inhibitory activity

A test compound (2.5 μ L) dissolved in dimethyl sulfoxide (DMSO) was added to 37.5 μ L of a reaction solution (25 mM HEPES (pH 7.5), 10 mM magnesium acetate, 1 mM dithiothreitol) containing 30 ng of BRAF (V600E) enzyme and 250 ng of recombinant protein GSTP1-MEK1 (K96R) prepared using FreeStyle 293 expression system (Invitrogen), and the mixture was incubated at room temperature for 10 min. 10 μ L of ATP solution

(2.5 μM ATP, 0.1 μCi [γ - ^{32}P]ATP) was added to the obtained mixture, and the mixture was reacted at room temperature for 20 min. The reaction was quenched by adding 50 μL of ice-cooled 20% trichloroacetic acid (Wako Pure Chemical Industries, Ltd.) to the reaction solution. The reaction solution was allowed to stand at 4°C for 30 min., and the acid-precipitable fraction was transferred to GF/C filter plate (Millipore Corporation) using cell harvester (PerkinElmer). The plate was dried at 45°C for 60 min., and 40 μL of MicroScinti 0 (PerkinElmer) was added thereto. The radioactivity was measured using TopCount (PerkinElmer). The kinase inhibitory rate (%) of the test compound was calculated by the following formula:

$$\text{Inhibitory rate (\%)} = (1 - (\text{count of test compound} - \text{blank}) \div (\text{control} - \text{blank})) \times 100$$

The count of the solution reacted without addition of the compound was used as a "control", and the count of the solution without the compound and enzyme was used as a "blank".

The obtained results are shown in Table 1. The results show that the compound of the present invention strongly inhibits an activity of BRAF (V600E) kinase.

[0424]

[Table 1]

Ex. No.	Inhibitory rate (%) at 1.0 μM
1	101
11	101
13	98
21	100
51	100
52	98

[0425]

Test Example 2

Colon cancer cell HT-29 intracellular MEK phosphorylation inhibitory activity in vitro

500 μL of a cell suspension of human colon cancer cell

HT-29 (purchased from American Type Culture Collection (ATCC)) was plated in a 48-well plate (100,000 cells/well), and the cells were cultured overnight at 37°C in the presence of 5% CO₂, treated with a test compound (250 µL/well) diluted in 3-fold
5 dilution series and cultured for 2 hrs. After 2 hrs, the culture medium containing the test compound was removed, and the cells were lysed with SDS sample buffer (100 µL /well) and heated at 95°C for 5 min. Thereafter, the cells lysed with SDS sample buffer were applied to SDS-PAGE, and the protein was
10 transferred onto Sequi-Blot™ PVDF Membrane (Bio-Rad) by the Western blot method. The PDVF membrane was blocked with a Block-Ace solution (Snow Brand Milk Products Co., Ltd) dissolved in phosphate buffered saline (MP Biochemicals) to 5% W/V, and reacted overnight with anti-phosphorylated MEK1/2
15 (Ser217/221) (Cell signaling #9121) diluted 1000-fold with phosphate buffered saline containing 0.4% Block-Ace. The membrane was washed with phosphate buffered saline containing 0.1% Tween 20 (Wako Pure Chemical Industries, Ltd.), and reacted at room temperature for 1 hr with HRP labeled rabbit
20 IgG polyclonal antibody (Cell signaling #7074) diluted 1000-fold with phosphate buffered saline containing 0.4% Block-Ace. The membrane was washed in the same manner as above, chemical luminescence of a phosphorylated MEK1/2 protein labeled with the antibody, which was caused by ECL-plus Detection Reagent
25 (Amersham bioscience), was detected by Luminescent Image Analyzer LAS-1000 (FUJIFILM Corporation). Taking the luminescence of the control group free of the test compound as 100%, the concentration (IC₅₀ value) of the compound necessary for inhibiting the residual luminescence to 50% of the control
30 group was calculated. The results are shown in Table 2. In addition, MEK1/2 protein phosphorylation inhibitory rate (%) of the test compound at compound concentration 0.5 µM was calculated by the following formula. The results are shown in Table 2 -B.

35 Inhibitory rate (%) = (1 - (luminescence of test compound -

blank) \div (luminescence of control group - blank)) \times 100

From these results, it has been clarified that the compound of the present invention strongly inhibits MEK phosphorylation.

5 [0426]

[Table 2]

Ex. No.	IC ₅₀ (nM)
3	<300
22	<300
32	<300
49	<300
53	<300
54	<300

[Table 2-B]

	Example No.	Inhibitory rate (%) at 0.5 μ M
10	3	86
	22	83
	32	83
	49	63
	53	79
15	54	100

[0427]

Test Example 3

Colon cancer cell HT-29 growth suppressive activity in vitro

20 100 μ L of a cell suspension (3,000 cells/well) of human colon cancer cell HT-29 (purchased from ATCC) was plated in a 96-well plate, and the cells were cultured at 37°C in the presence of 5% CO₂. The next day, 100 μ L of culture medium containing each test compound diluted in 2-fold dilution was
 25 added, and the cells were cultured for 3 days. The culture medium containing the test compound was removed, and the cells were washed with phosphate buffered saline (MP Biochemicals). A 50% trichloroacetic acid solution was added to the final

concentration of 10%(v/v), and the mixture was stood overnight at 4°C, whereby the cells were fixed to the plate. Then, a dye SRB 0.4%(w/v) solution (dissolved in 1% acetic acid) was added at 50 µl/well, whereby the cell protein was fixed and stained
5 (Skehan et al., Journal Of National Cancer Institute, vol. 82, pp. 1107-1112, 1990). The cells were washed 3 times with 1% acetic acid solution (200 µL /well), and 100 µL of an extract (10 mM Tris buffer) was added to extract the dye. The absorbance at an absorption wavelength 550 nm was measured,
10 and cell amount was measured as a protein amount. Taking the protein amount of the control group free of the test compound solution as 100%, the proportion of the residual protein amount of each treatment group was determined and the concentration of the compound necessary for suppressing the
15 residual cell amount to 50% of the control (IC₅₀ value) was calculated. The results are shown in Table 3. In addition, cell proliferation inhibitory rate (%) of the test compound at compound concentration 10 µM was calculated by the following formula. The results are shown in Table 3 -B.

20 Inhibitory rate (%)=(1-(absorbance of test compound - blank)÷(absorbance of control group - blank))×100

From these results, it has been clarified that the compound of the present invention strongly suppresses proliferation of colon cancer cells.

25 [0428]

[Table 3]

	<u>Example No.</u>	<u>IC₅₀ (nM)</u>
	37	<500
	43	<500
30	44	<500
	<u>50</u>	<u><500</u>

[Table 3-B]

	Example No.	Inhibitory rate (%) at 10 μ M
	37	93
	43	100
5	44	93
	50	91

[0429]

Experimental Example 4

10 Intratumor phosphorylated ERK inhibitory activity in malignant melanoma cell A-375 cancer-bearing rat

Human malignant melanoma cell A-375 (purchased from ATCC) was transplanted into 5-week-old nude rat (F344/N Jcl-rnu/rnu female (CLEA Japan, Inc.)) at 1.0×10^7 cells by subcutaneous
15 injection. After 2 - 5 weeks from the transplantation, a test compound dissolved in 5% DMSO, 10% Cremophor, 20% PEG-400 and 65% distilled water was orally administered to rats having an engrafted tumor with a tumor volume of 200 - 800 mm³ at a dose of 25 mg/kg body weight. After 4 hrs from the administration
20 of the test compound, the tumor was collected under ether anesthesia and the tumor was homogenized in RIPA buffer (1% NP-40, 0.5% sodium deoxycholate, 1% SDS, 97.5% DPBS (GIBCO) with Protease Inhibitor Cocktail Set 3 (calbiochem) and Phosphatase Inhibitor Cocktail 2 (Sigma)). The protein in the
25 tumor lysate was quantified using BCA Protein assay kit (Thermo), and the protein amount in the tumor lysate was adjusted to 1.25 μ g/ μ L. 2 \times SDS sample buffer was added to the above-mentioned protein solution and the mixture was treated at 95°C for 5 min.

30 [0430]

Thereafter, SDS-PAGE was performed and the protein was transferred onto Sequi-BlotTM PVDF Membrane (Bio-Rad) by the Western blot method. The membrane was blocked with 5% (w/v) Block-Ace solution dissolved in phosphate buffered saline and
35 reacted overnight with anti-phosphorylated ERK1/2

(Thr202/Tyr204) (Cell Signaling #9101) diluted 1000-fold with phosphate buffered saline containing 0.4% (w/v) Block-Ace. The membrane was washed with phosphate buffered saline containing 0.1% Tween20 (Wako Pure Chemical Industries, Ltd.), and
5 reacted with HRP-labeled rabbit IgG polyclonal antibody (Cell Signaling #7074) diluted 1000-fold with phosphate buffered saline containing 0.4% Block-Ace for 1 hr at room temperature. The membrane was washed in the same manner as above, and phosphorylated ERK1/2 protein labeled with antibody was turned
10 chemically luminescent using ECL-plus Detection Reagent (Amersham Biosciences), and detected with luminoimage analyzer LAS-1000 (Fuji Film). The phosphorylated ERK1/2 protein inhibitory rate (%) of the test compound was calculated by the following formula. The results are shown in Table 4.
15 Inhibitory rate (%) = $(1 - (\text{luminescence of test compound} - \text{blank}) / (\text{luminescence of control group} - \text{blank})) \times 100$.

From these results, it has been clarified that the compound of the present invention strongly inhibits ERK phosphorylation in vivo.

20 [0431]

[Table 4]

Example No.	Inhibitory rate (%)
3	71
50	76
25 53	88

[Industrial Applicability]

[0432]

The compound of the present invention show superior inhibitory activity on Raf. Therefore, a clinically useful agent
30 for the prophylaxis or treatment of diseases related to Raf (e.g., cancer etc.) can be provided. Moreover, since the compound of the present invention are also superior in efficacy expression, pharmacokinetics, solubility, interaction with other pharmaceutical products, safety and stability, they are useful
35 as medicaments.

[0433]

This application is based on Japanese patent application Nos. 2008-307581 and 2009-125256, the contents of which are incorporated in full herein by this reference.

5 [0434]

It is to be understood that, if any prior art publication is referred to herein, such reference does not constitute an admission that the publication forms a part of the common general knowledge in the art, in Australia or any other
10 country.

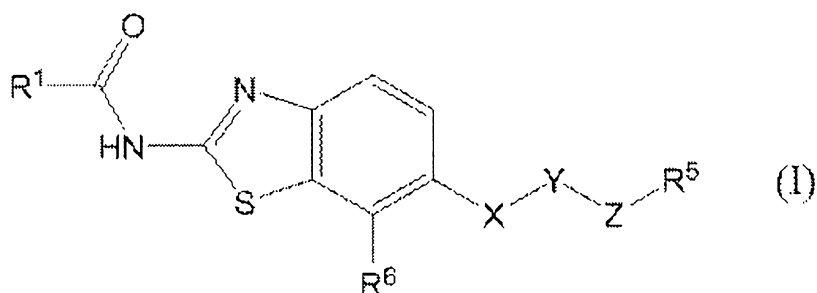
[0435]

In the claims which follow and in the preceding description of the invention, except where the context requires otherwise due to express language or necessary
15 implication, the word "comprise" or variations such as "comprises" or "comprising" is used in an inclusive sense, i.e. to specify the presence of the stated features but not to preclude the presence or addition of further features in various embodiments of the invention.

20

CLAIMS

1. A compound represented by the formula



wherein

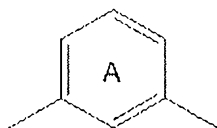
R¹ is

(1) a C₁₋₆ alkyl group optionally having one 3- to 8-membered monocyclic nonaromatic heterocyclic group optionally having 1 to 3 C₁₋₆ alkyl groups, or

(2) a C₃₋₈ cycloalkyl group;

X is -O-;

Y is



wherein ring A is a benzene ring optionally having 1 to 3 halogen atoms;

Z is a group represented by

(1) -NHCO-,

(2) -NHCO-W^{1b}- wherein W^{1b} is a C₁₋₆ alkylene group,

(3) -NHCONH-, or

(4) -CONH-;

R⁵ is

(1) phenyl optionally having 1 to 3 substituents selected from

(a) a halogen atom,

(b) a C₁₋₆ alkyl optionally having 1 to 3 substituents selected from

(i) a halogen atom, and

(ii) cyano,
 (c) a C₁₋₆ alkoxy optionally having 1 to 3 substituents
 selected from

- (i) a halogen atom, and
- 5 (ii) cyano,
- (d) C₃₋₈ cycloalkyl optionally having 1 to 3 cyano, and
- (e) C₂₋₆ alkynyl, or
- (2) a 5- or 6-membered monocyclic aromatic heterocyclic group
 optionally having 1 to 3 substituents selected from
- 10 (a) a halogen atom,
- (b) C₁₋₆ alkyl optionally having 1 to 3 halogen atoms,
- (c) C₃₋₈ cycloalkyl, and
- (d) phenyl; and

R⁶ is

- 15 (1) a halogen atom,
- (2) a cyano group,
- (3) a nitro group,
- (4) a carboxy group,
- (5) a C₁₋₆ alkoxy-carbonyl group,
- 20 (6) an amino group,
- (7) a di C₁₋₆ alkylamino group, or
- (8) a C₁₋₆ alkyl group optionally having 1 to 3 hydroxy groups,
 or a salt thereof.

25 2. The compound according to claim 1 wherein
 Z is

- (1) -NHCO-,
- (2) -NHCO-CH₂-,
- (3) -NHCONH-, or
- 30 (4) -CONH-.

3. The compound according to claim 1 wherein
 R⁶ is a cyano group.

4. 2-Chloro-N-[3-({7-cyano-2-[(cyclopropylcarbonyl)amino]-1,3-benzothiazol-6-yl}oxy)phenyl]-3-(1-cyano-1-methylethyl)benzamide, or a salt thereof.
- 5 5. 2-Chloro-N-[3-({7-cyano-2-[(cyclopropylcarbonyl)amino]-1,3-benzothiazol-6-yl}oxy)phenyl]-3-(1-cyano-1-methylethyl)benzamide.
- 10 6. N-{7-Cyano-6-[4-fluoro-3-({[4-(trifluoromethyl)phenyl]carbamoyl}amino)phenoxy]-1,3-benzothiazol-2-yl}cyclopropanecarboxamide, or a salt thereof.
- 15 7. N-{7-Cyano-6-[4-fluoro-3-({[4-(trifluoromethyl)phenyl]carbamoyl}amino)phenoxy]-1,3-benzothiazol-2-yl}cyclopropanecarboxamide.
- 20 8. N-{7-Cyano-6-[3-({[3-(trifluoromethyl)phenyl]acetyl}amino)phenoxy]-1,3-benzothiazol-2-yl}cyclopropanecarboxamide, or a salt thereof.
9. N-{7-Cyano-6-[3-({[3-(trifluoromethyl)phenyl]acetyl}amino)phenoxy]-1,3-benzothiazol-2-yl}cyclopropanecarboxamide.
- 25 10. N-{7-Cyano-6-[3-({[6-(trifluoromethyl)pyridin-3-yl]carbamoyl}amino)phenoxy]-1,3-benzothiazol-2-yl}cyclopropanecarboxamide, or a salt thereof.
- 30 11. N-{7-Cyano-6-[3-({[6-(trifluoromethyl)pyridin-3-yl]carbamoyl}amino)phenoxy]-1,3-benzothiazol-2-yl}cyclopropanecarboxamide.

12. N-{7-Cyano-6-[4-fluoro-3-({ [3-(trifluoromethyl)phenyl]acetyl}amino)phenoxy]-1,3-benzothiazol-2-yl}cyclopropanecarboxamide, or a salt thereof.

5 13. N-{7-Cyano-6-[4-fluoro-3-({ [3-(trifluoromethyl)phenyl]acetyl}amino)phenoxy]-1,3-benzothiazol-2-yl}cyclopropanecarboxamide.

14. A medicament comprising the compound of claim 1.

10

15. The medicament of claim 14, which is a Raf inhibitor.

16. The medicament of claim 14, which is a prophylactic or therapeutic drug for Raf-kinase expressing cancer.

15

17. A method of inhibiting Raf, comprising administering an effective amount of the compound of claim 1 to a mammal.

18. A method for the prophylaxis or treatment of Raf-kinase
20 expressing cancer, comprising administering an effective amount of the compound of claim 1 to a mammal.

19. Use of the compound of claim 1 for the production of a Raf inhibitor.

25

20. Use of the compound of claim 1 for the production of a prophylactic or therapeutic drug for Raf-kinase expressing cancer.

SEQUENCE LISTING

<110> Takeda Pharmaceutical Company Limited

5 <120> HETEROCYCLIC COMPOUND AND USE THEREOF

<130> 091469

<150> JP 2008-307581

10 <151> 2008-12-02

<150> JP 2009-125256

<151> 2009-05-25

15 <160> 10

<170> PatentIn version 3.4

<210> 1

20 <211> 64

<212> DNA

<213> Artificial

<220>

25 <223> primer for cloning human BRAF gene

<400> 1

aaagaattca ccatggacta caaggacgac gatgacaaga cccccctgc
ctcattacct

60

30

ggct

64

<210> 2

35 <211> 35

<212> DNA

<213> Artificial

<220>

5 <223> primer for cloning human BRAF gene

<400> 2

aaaagtcgac tcagtggaca ggaaacgcac catat

35

10

<210> 3

<211> 29

<212> DNA

<213> Artificial

15

<220>

<223> primer for cloning human BRAF gene

<400> 3

20 ggtctagcta cagagaaatc tcgatggag

29

<210> 4

<211> 29

25 <212> DNA

<213> Artificial

<220>

<223> primer for cloning human BRAF gene

30

<400> 4

ctccatcgag atttctctgt agctagacc

29

35 <210> 5

<211> 31
<212> DNA
<213> Artificial

5 <220>
<223> primer for cloning human GSTP1 gene

<400> 5
atatgctagc accatgccgc cctacaccgt g 31

10

<210> 6
<211> 32
<212> DNA
15 <213> Artificial

<220>
<223> primer for cloning human GSTP1 gene

20 <400> 6
tataaagctt ctgtttcccg ttgccattga tg 32

<210> 7
25 <211> 42
<212> DNA
<213> Artificial

<220>
30 <223> synthetic DNA for PreScission protease recognition site

<400> 7
agcttgaggagg tggactggaa gttctgttcc aggggccct gg 42

35

<210> 8
<211> 42
<212> DNA
<213> Artificial

5
<220>
<223> synthetic DNA for PreScission protease recognition site

<400> 8
10 gatcccaggg gccctggaa cagaacttc agtcacctc ca 42

<210> 9
<211> 38
15 <212> DNA
<213> Artificial

<220>
<223> primer for cloning human MEK1 (K96R) gene

20
<400> 9
aaaagtcgac atgcccaaga agaagccgac gcccatcc 38

25 <210> 10
<211> 37
<212> DNA
<213> Artificial

30 <220>
<223> primer for cloning human MEK1 (K96R) gene

<400> 10
ttttgcggcc gcaggggact cgctctttgt tgcttcc 37

35