

[54] GERIATRIC RESTRAINT
[76] Inventor: Edwin H. Riedell, 621 Buckboard Ct., Brea, Calif. 92621
[**] Term: 14 Years
[21] Appl. No.: 908,409
[22] Filed: May 22, 1978
[51] Int. Cl. D2-02
[52] U.S. Cl. D2/27; D2/25; D2/452
[58] Field of Search D2/1, 25, 27, 33-35, D2/79-83, 452, 36; D3/31; D30/39; 224/160, 161; 2/DIG. 7; D24/34, 64, 99; 128/134

[56] References Cited
U.S. PATENT DOCUMENTS
D. 224,630 8/1972 Casavant D3/31 X
1,651,561 12/1927 Storey D2/27
2,252,357 8/1941 Shaw D2/27
2,521,020 9/1950 Prescott D2/36

2,851,033 9/1958 Posey 128/134
3,095,857 7/1963 Fisher D30/39
3,788,309 1/1974 Zeilman 128/134

OTHER PUBLICATIONS
Infants & Childrens Review, 4-51, p. 52.
Primary Examiner—Joel Stearman
Assistant Examiner—Jane E. Corrigan
Attorney, Agent, or Firm—Thomas P. Mahoney

[57] CLAIM
The ornamental design for a geriatric restraint, as shown and described.

DESCRIPTION
FIG. 1 is a perspective view of a geriatric restraint showing my new design as it appears on a wearer seated in a wheelchair;
FIG. 2 is a front elevational view of the restraint itself;
FIG. 3 is a right side elevational view thereof;
FIG. 4 is a rear elevational view thereof;
FIG. 5 is a top plan view thereof; and
FIG. 6 is a bottom plan view thereof.

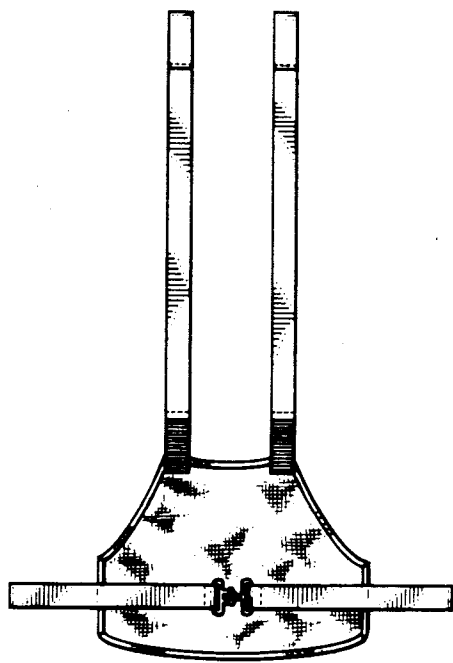


Fig. 1.




Fig. 2.

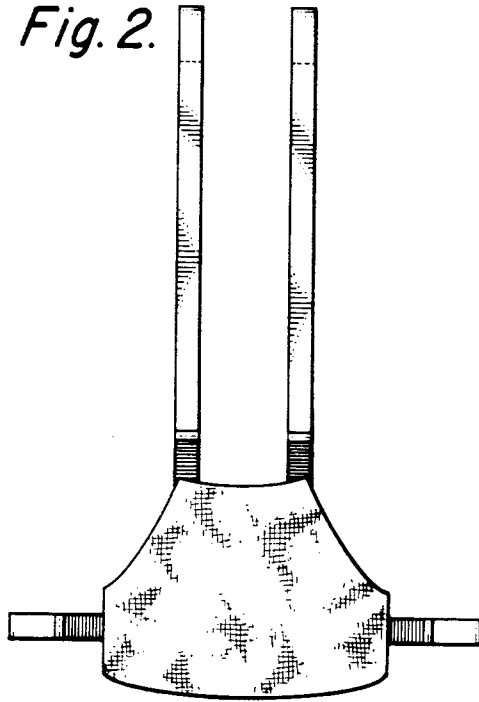


Fig. 3.



Fig. 4.

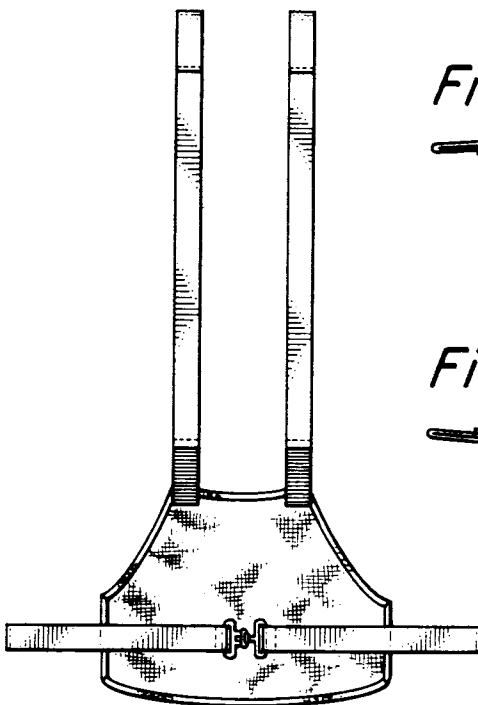


Fig. 5.



Fig. 6.

