



US0D1003752S

(12) **United States Design Patent**  
**Arendsen**

(10) **Patent No.:** **US D1,003,752 S**  
(45) **Date of Patent:** **\*\* Nov. 7, 2023**

(54) **KIT ASSEMBLY FOR ADAPTING A GEMSTONE BETWEEN RING AND PENDANT**

(71) Applicant: **Jon E. Arendsen**, Dewitt, MI (US)

(72) Inventor: **Jon E. Arendsen**, Dewitt, MI (US)

(\*\*) Term: **15 Years**

(21) Appl. No.: **29/730,920**

(22) Filed: **Apr. 9, 2020**

(51) **LOC (14) Cl.** ..... **11-01**

(52) **U.S. Cl.** ..... **D11/1**  
**USPC** ..... **D11/1**

(58) **Field of Classification Search**

USPC ..... D11/1-3, 6-8, 12, 13, 15, 16, 17, 18,

D11/26-29, 34, 35, 40-43, 46, 79, 91, 92

CPC ..... A44C 15/001; A44C 17/02; A44C 25/001;

A44C 7/001; A44C 7/002; A44C 7/003

See application file for complete search history.

(56) **References Cited**

**U.S. PATENT DOCUMENTS**

721,692 A \* 3/1903 Girdany ..... A44C 17/02  
63/26

733,263 A \* 7/1903 Nordt ..... A44C 17/02  
63/12

873,156 A \* 12/1907 Moe ..... A44C 17/0208  
D11/92

(Continued)

*Primary Examiner* — Llorelys Martinez

(74) *Attorney, Agent, or Firm* — Dinsmore & Shohl LLP

(57) **CLAIM**

The ornamental design for a kit assembly for adapting a gemstone between ring and pendant, as shown and described.

**DESCRIPTION**

FIG. 1 is an exploded perspective of a kit assembly for adapting a gemstone between ring and pendant;

FIG. 2 is a perspective view of the pendant base portion of FIG. 1, shown separately to show aspects of the design that are not visible when combined;

FIG. 3 is a front view of the pendant base of FIG. 2;

FIG. 4 is a rear view of the pendant base of FIG. 2;

FIG. 5 is a right side view of the pendant base of FIG. 2, the left side view being a mirror image thereof;

FIG. 6 is a bottom view of the pendant base of FIG. 2;

FIG. 7 is a top view of the pendant base of FIG. 2.

FIG. 8 is a perspective view of the ring shank portion of FIG. 1, shown separately to show aspects of the design that are not visible when combined;

FIG. 9 is a front view of the ring shank of FIG. 8;

FIG. 10 is a right side view of the ring shank of FIG. 8, the left side view being a mirror image thereof;

FIG. 11 is a top view of the ring shank of FIG. 8;

FIG. 12 is a bottom view of the ring shank of FIG. 8;

FIG. 13 is a perspective view of the head unit portion of FIG. 1, shown separately to show aspects of the design that are not visible when combined;

FIG. 14 is a right side view of the head unit of FIG. 13;

FIG. 15 is a front view of the head unit of FIG. 13;

FIG. 16 is a top view of the head unit of FIG. 13;

FIG. 17 is a bottom view of the head unit of FIG. 13;

FIG. 18 is a perspective view of the screw portion of FIG. 1, shown separately to show aspects of the design that are not visible when combined;

FIG. 19 is a side view of the screw portion of FIG. 18;

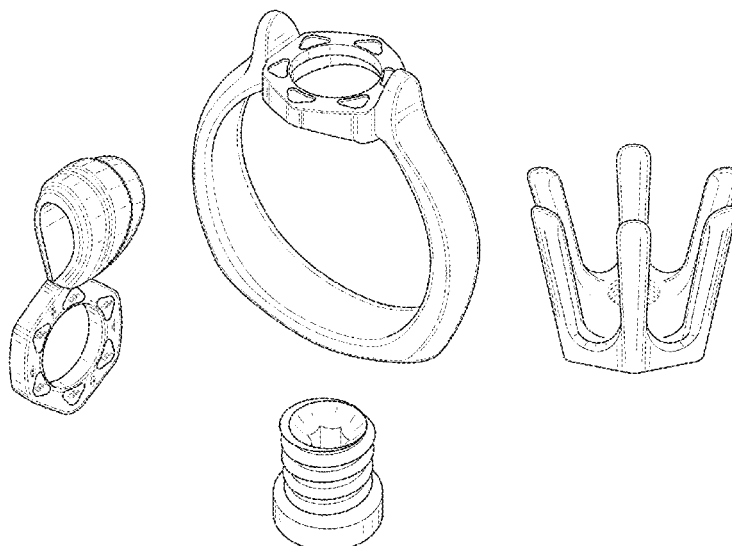
FIG. 20 is a top plan view of the screw portion of FIG. 18;

FIG. 21 is a bottom plan view of the screw portion of FIG. 18; and,

FIG. 22 is an exploded perspective view of the kit assembly for adapting a gemstone between ring and pendant of FIG. 1.

The broken lines in the drawings represent portions of the kit assembly for adapting a gemstone between ring and pendant and form no part of the claimed design.

**1 Claim, 8 Drawing Sheets**



(56)

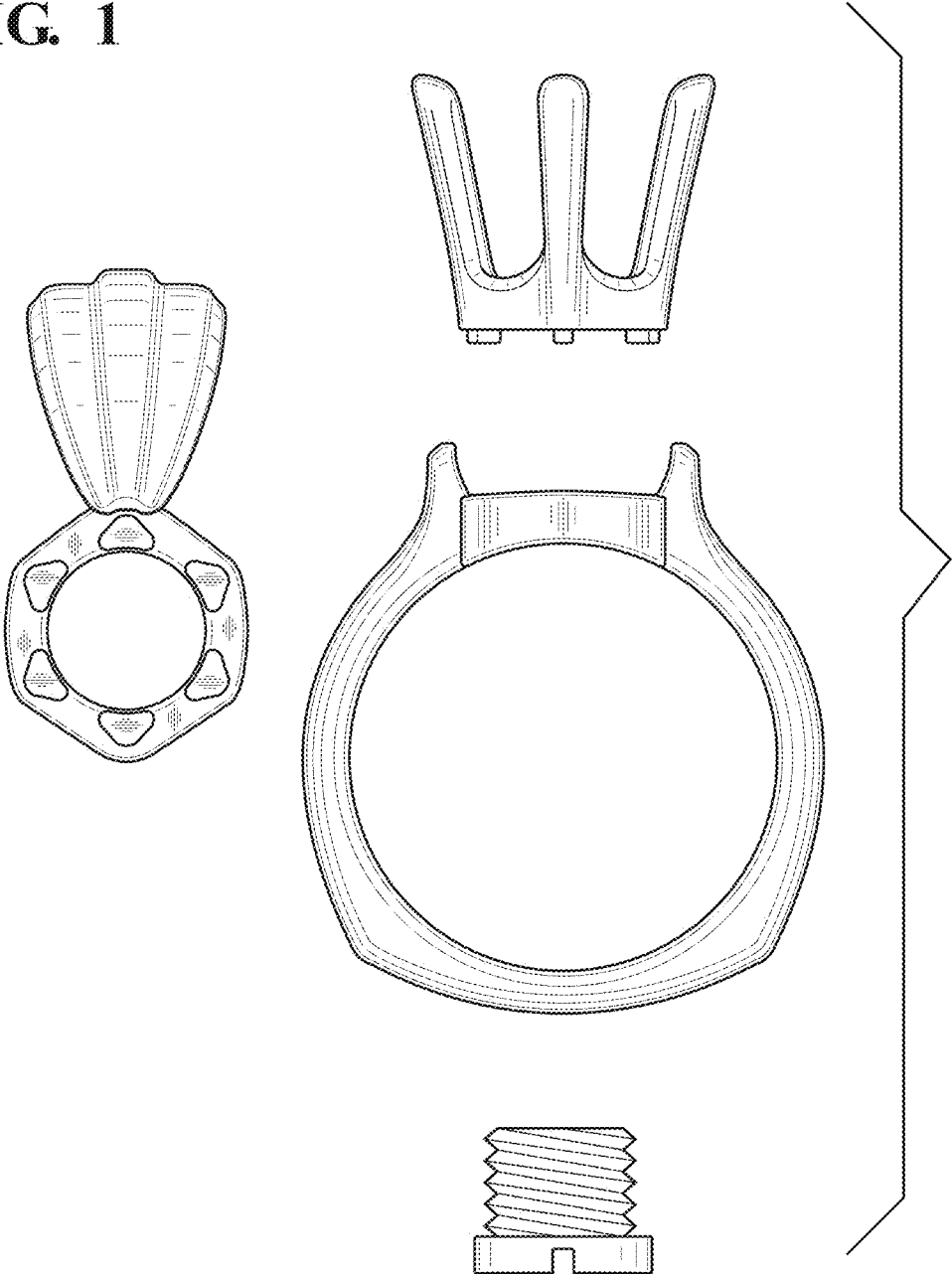
References Cited

U.S. PATENT DOCUMENTS

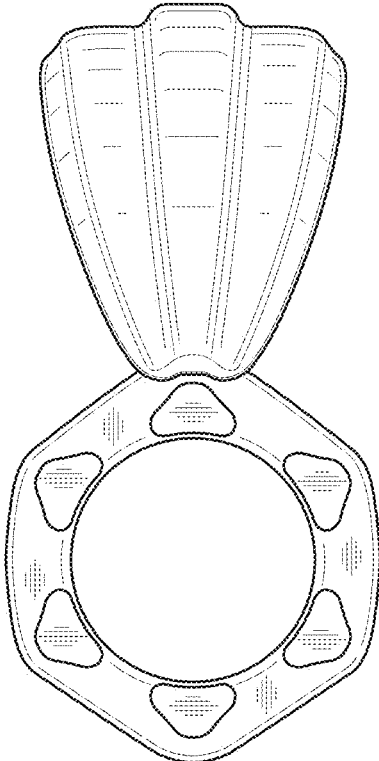
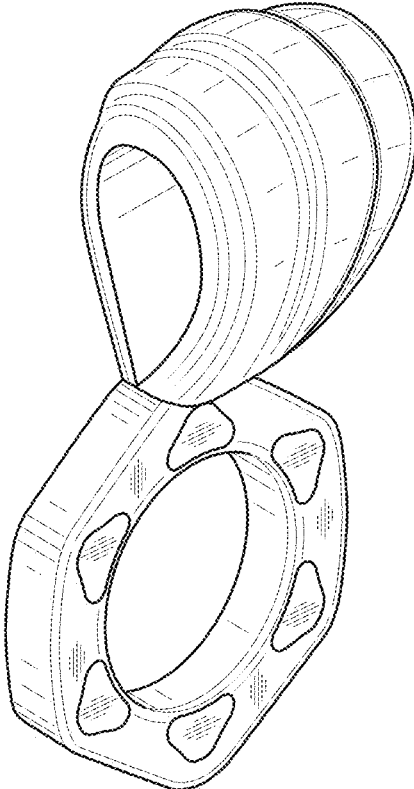
1,114,370	A *	10/1914	Ladd	.....	A44C 17/02	D11/92	D473,817	S *	4/2003	Itzkowitz	.....	D11/91
							D477,243	S *	7/2003	Benderly	.....	D11/91
1,252,966	A *	1/1918	Sudarov	.....	A44C 17/04	D11/92	6,612,132	B2	9/2003	Kimura et al.		
							6,820,442	B2	11/2004	Kimura		
1,322,062	A *	11/1919	Schumer et al.	.....	A44C 17/02	D11/92	D519,877	S *	5/2006	Schumacher	.....	D11/92
							D527,672	S *	9/2006	Schumacher	.....	D11/92
D63,548	S *	12/1923	Anshen	.....	D11/92		D542,175	S *	5/2007	Schumacher	.....	D11/91
D97,606	S *	11/1935	Klebanoff	.....	D11/92		D542,693	S *	5/2007	Sabet	.....	D11/91
2,200,841	A *	5/1940	Gaertner	.....	A44C 17/02		D542,697	S *	5/2007	Schumacher	.....	D11/91
							D542,698	S *	5/2007	Schumacher	.....	D11/92
2,239,302	A *	4/1941	Pritchard	.....	A44C 17/02		D543,479	S *	5/2007	Schumacher	.....	D11/91
							D543,480	S *	5/2007	Schumacher	.....	D11/91
D163,126	S *	5/1951	Kushner	.....	D11/92		D546,235	S *	7/2007	Sabet	.....	D11/91
D190,514	S *	6/1961	Doering	.....	D11/92		D553,543	S *	10/2007	Kothari	.....	D11/92
3,014,354	A *	12/1961	McCary	.....	A44C 17/02		D568,201	S *	5/2008	Lai	.....	D11/92
							D573,058	S *	7/2008	Schumacher	.....	D11/91
3,192,737	A	7/1965	Schechter et al.				7,533,464	B2	5/2009	Roberts/Shea		
3,261,072	A *	7/1966	Stanley	.....	A44C 17/02		D602,807	S *	10/2009	Colombani	.....	D11/92
							D610,034	S *	2/2010	Colombani	.....	D11/92
4,165,621	A	8/1979	Gould				7,856,849	B2	12/2010	McKeever et al.		
4,726,200	A	2/1988	Carter				D652,763	S *	1/2012	Dunlop	.....	D11/92
D315,698	S *	3/1991	Abraham	.....	D11/34		D708,981	S *	7/2014	Dholakiya	.....	D11/40
D317,731	S *	6/1991	Sagie	.....	D11/92		D718,175	S *	11/2014	Ross	.....	D11/92
D322,417	S *	12/1991	Mesica	.....	D11/92		D754,022	S *	4/2016	Rosenberg-Pineau	.....	D11/91
5,353,608	A	10/1994	Berkowitz				D794,499	S *	8/2017	Hardy	.....	D11/92
5,671,613	A *	9/1997	Hoover	.....	A44C 17/02		9,808,055	B1 *	11/2017	Cipolla	.....	A44C 17/02
							D858,343	S *	9/2019	Shah	.....	D11/91
D403,611	S *	1/1999	Lai	.....	A44C 17/02		D922,238	S *	6/2021	Wachtmeister	.....	D11/35
							D957,981	S *	7/2022	Dousset	.....	D11/34
6,260,384	B1 *	7/2001	Mino	.....	A44C 17/02		2004/0083758	A1 *	5/2004	Yerushalmi	.....	A44C 17/02
												63/26
D453,121	S *	1/2002	Bowman	.....	D11/91		2004/0237585	A1 *	12/2004	Golden	.....	A44C 17/02
6,389,846	B1 *	5/2002	Siebenberg	.....	A44C 17/02							63/26
							2007/0157665	A1 *	7/2007	Lai	.....	A44C 17/00
6,442,971	B1 *	9/2002	Gurevich	.....	A44C 17/02							63/26
							2014/0047867	A1 *	2/2014	Sunne	.....	A44C 17/04
D466,040	S *	11/2002	Turner	.....	D11/35							63/26
							2019/0298013	A1 *	10/2019	Setton	.....	A44C 17/02
							2021/0153612	A1 *	5/2021	Arendsen	.....	A44C 17/0233
							2021/0344105	A1 *	11/2021	Jung	.....	A44C 9/0053

\* cited by examiner

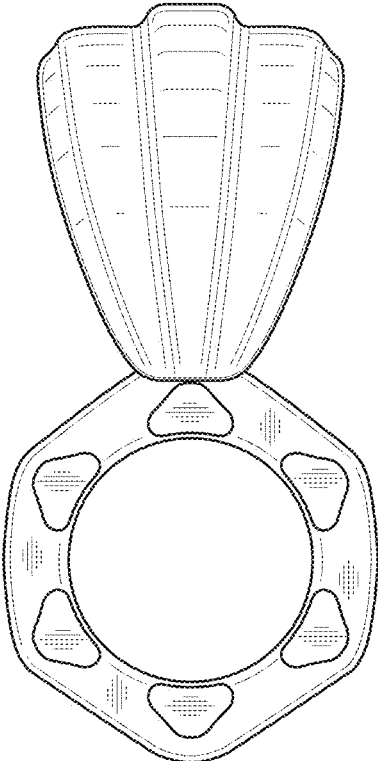
FIG. 1



**FIG. 2**



**FIG. 3**



**FIG. 4**

FIG. 5

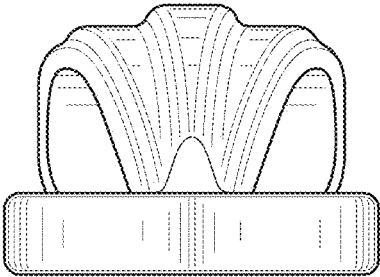
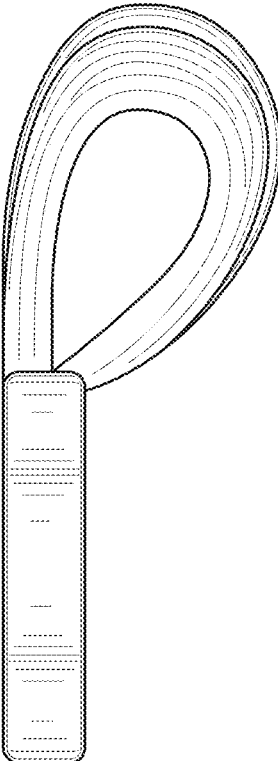


FIG. 6

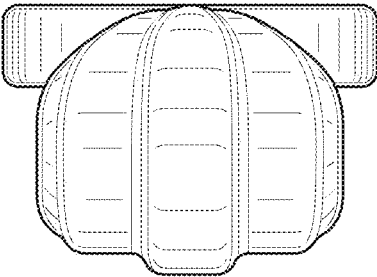
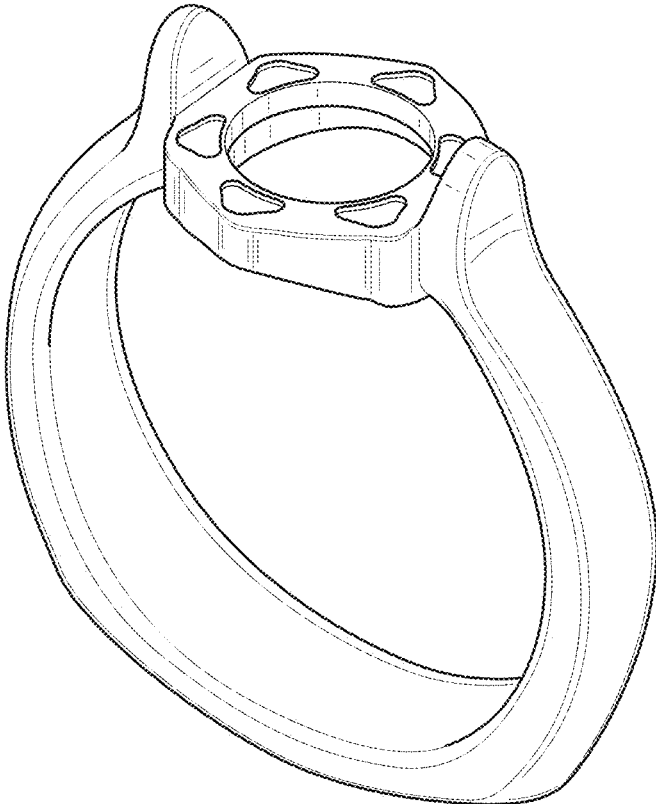
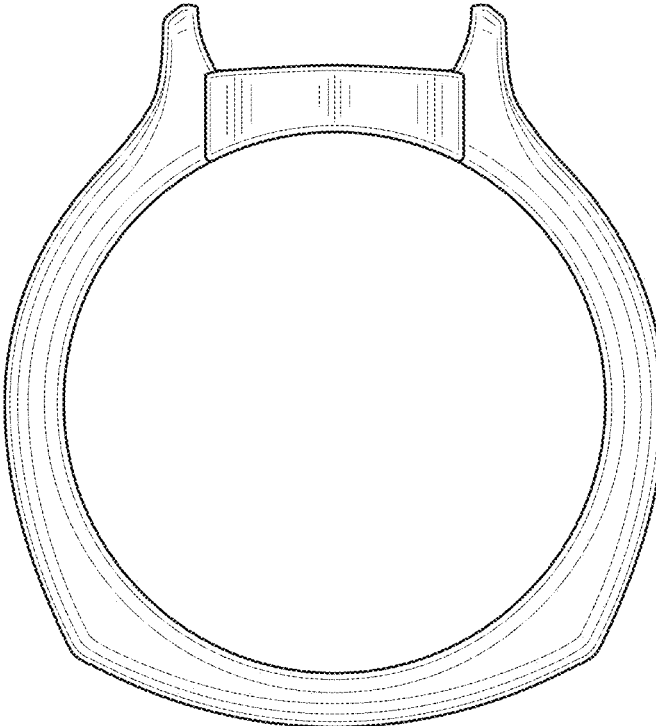


FIG. 7

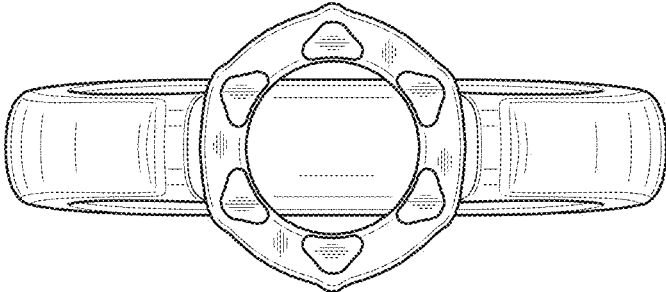
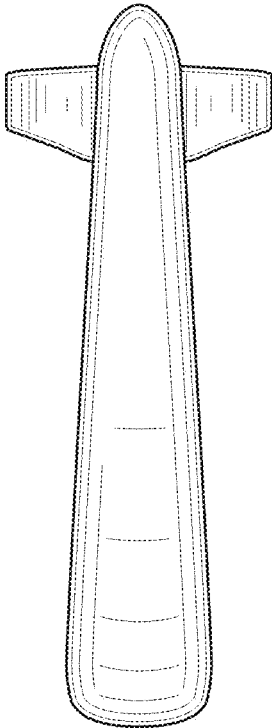
**FIG. 8**



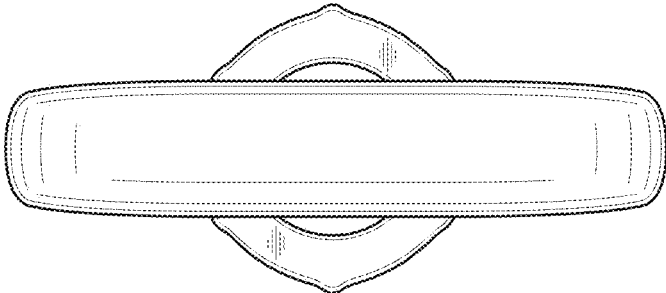
**FIG. 9**



**FIG. 10**



**FIG. 11**



**FIG. 12**

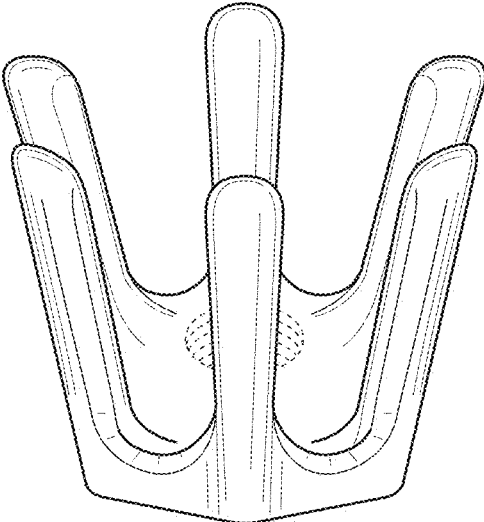


FIG. 13

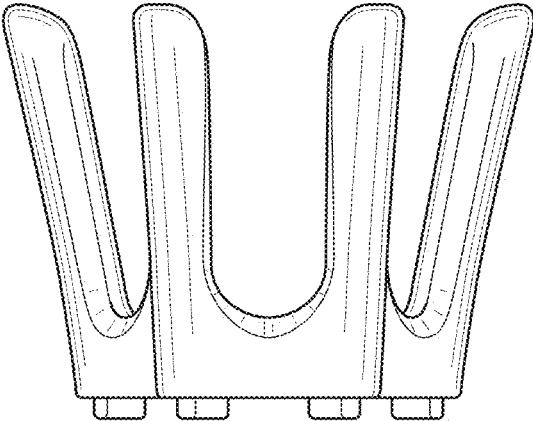


FIG. 14

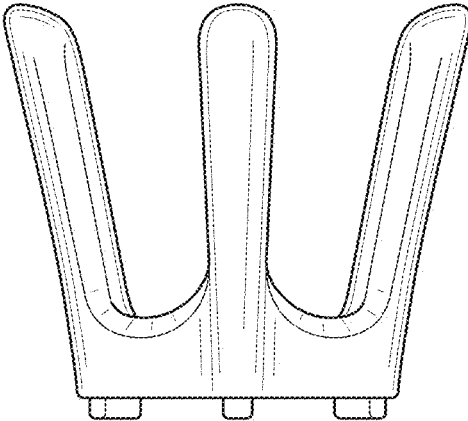


FIG. 15

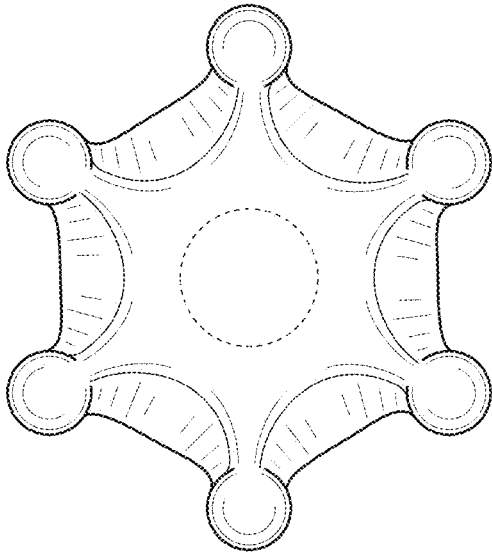


FIG. 16

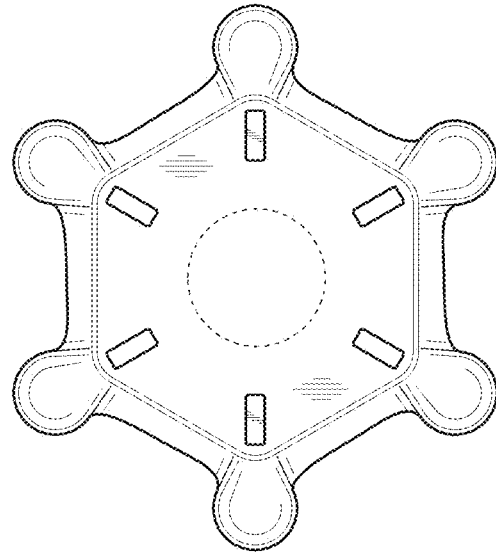


FIG. 17

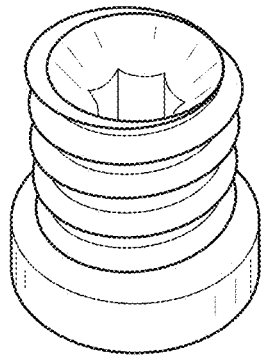


FIG. 18

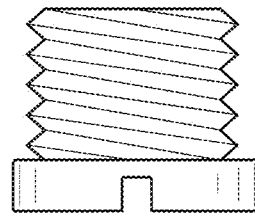


FIG. 19

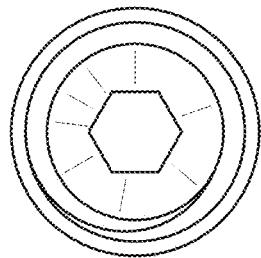


FIG. 20

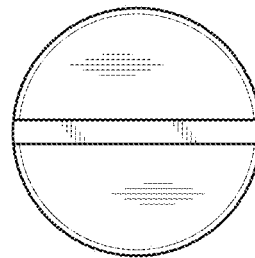


FIG. 21

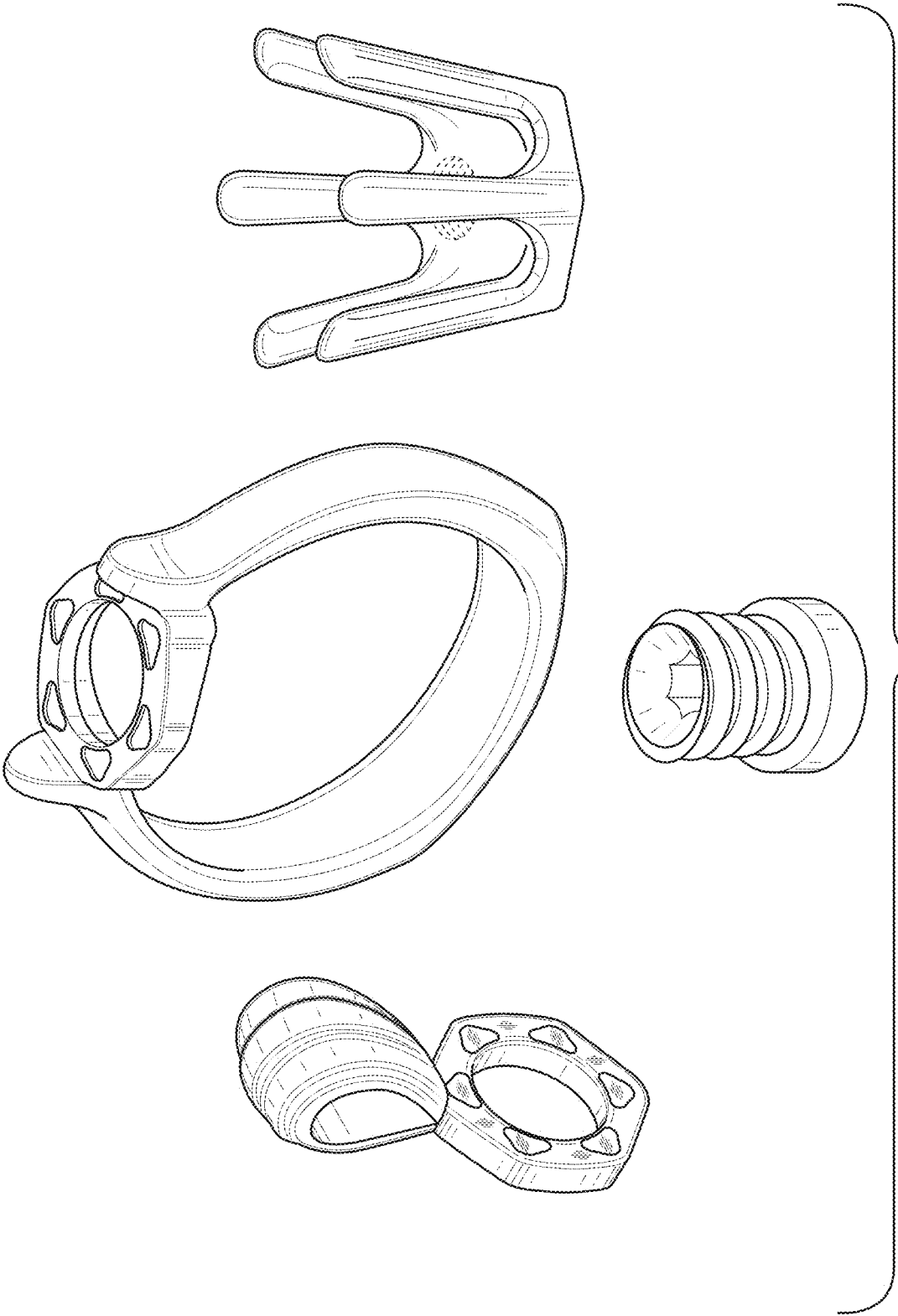


FIG. 22