



US00D323741S

# United States Patent [19]

[11] Patent Number: Des. 323,741

Antonious

[45] Date of Patent: \*\* Feb. 11, 1992

[54] **GOLF CLUB HOLDER INSERT FOR A GOLF BAG**

[76] Inventor: **Anthony J. Antonious**, 205 E. Joppa Rd., Towson, Md. 21204

[\*\*] Term: **14 Years**

[21] Appl. No.: **507,905**

[22] Filed: **Apr. 12, 1990**

[52] U.S. Cl. .... **D3/37; D3/36**

[58] Field of Search ..... **D3/37, 36; 206/315.1, 206/315.2-315.4, 315.5, 315.6; 280/DIG. 6**

[56] **References Cited**

**U.S. PATENT DOCUMENTS**

D. 316,778	5/1991	Fumia	.....	D3/37
D. 317,227	6/1991	Fumia	.....	D3/37
1,726,245	8/1929	Shelton	.....	206/315.6 X
4,170,317	10/1979	Fisher	.....	206/315.3 X
4,796,752	1/1989	Reimers	.....	206/315.3
4,858,761	8/1989	Fumia	.....	206/315.6 X

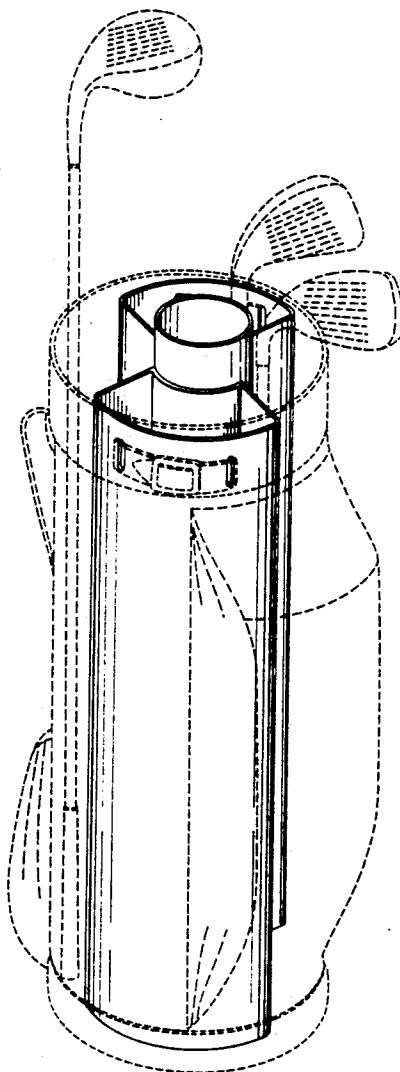
*Primary Examiner*—A. Hugo Word  
*Assistant Examiner*—M. N. Pandozzi  
*Attorney, Agent, or Firm*—Nicholas J. Aquilino

[57] **CLAIM**

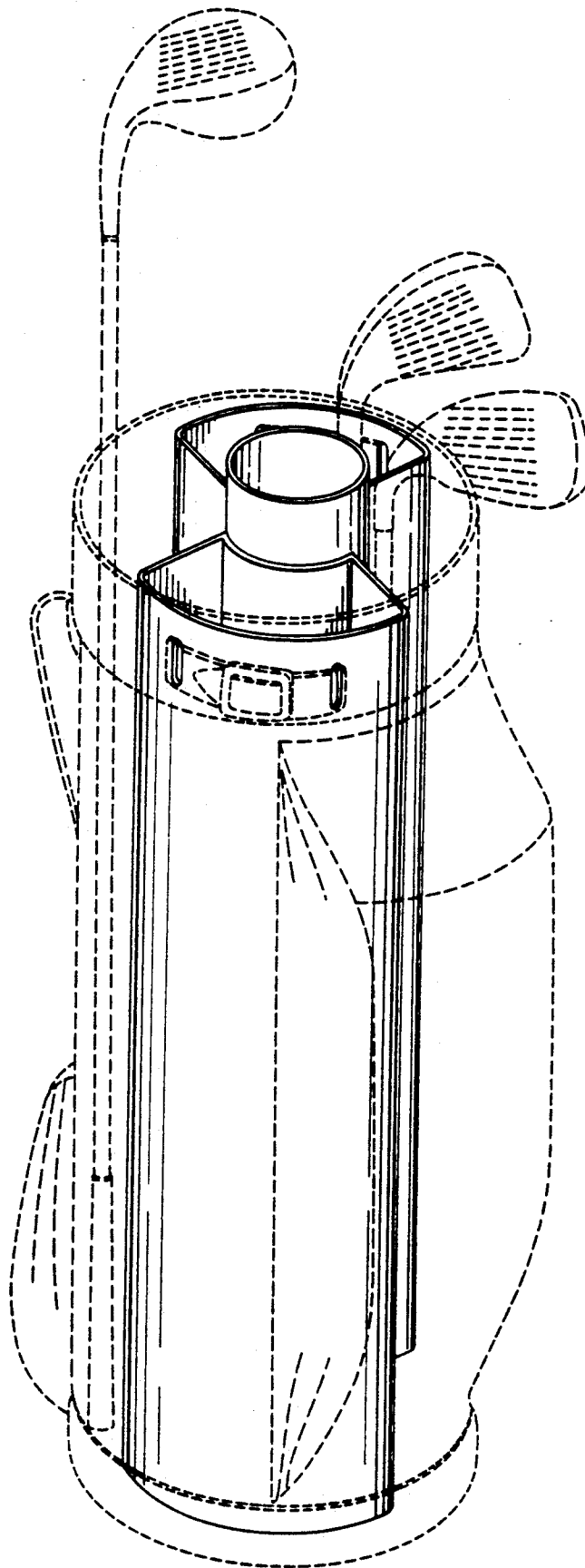
The ornamental design for a golf club holder insert for a golf bag, as shown and described.

**DESCRIPTION**


FIG. 1 is a top perspective view of a golf club holder insert for a golf bag showing my new design in use; FIG. 2 is a top perspective view thereof; FIG. 3 is a front elevational view, the rear elevational view being a mirror image thereof; FIG. 4 is a right side elevational view, the left side elevational view being a mirror image thereof; FIG. 5 is a bottom plan view thereof; and FIG. 6 is a bottom plan view thereof in use. The broken line showing of a golf bag in FIG. 1 and FIG. 6 and three golf clubs in FIG. 1 is for illustrative purposes only and forms no part of the claimed design.



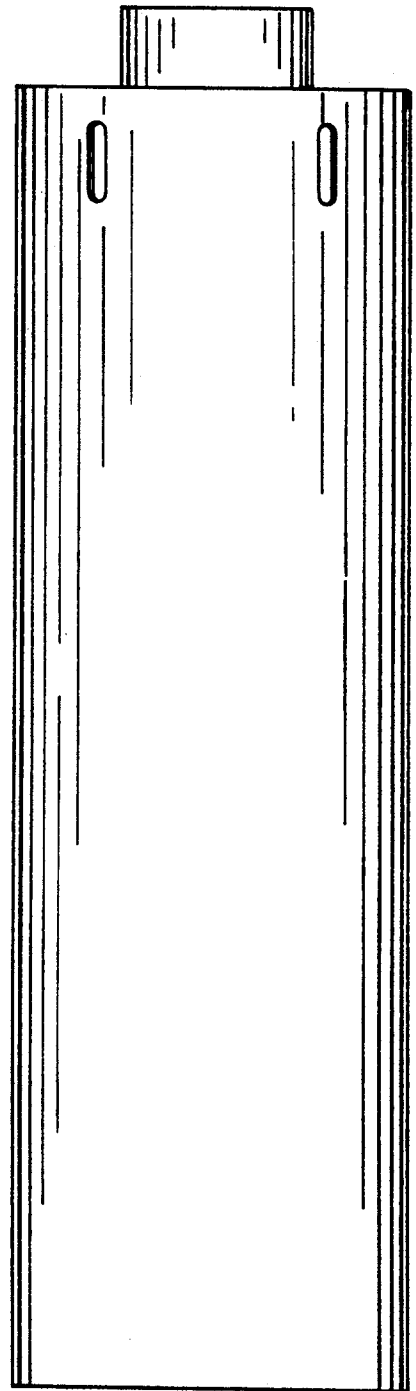
**FIG. 1**




**FIG. 2**



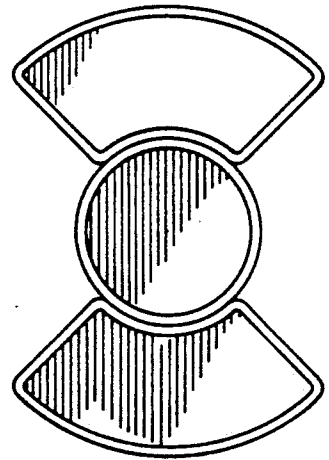
**FIG. 3**



**FIG. 4**



**FIG. 5**



**FIG. 6**

