



US00D666166S

(12) **United States Design Patent**
Harada

(10) **Patent No.:** **US D666,166 S**

(45) **Date of Patent:** **** Aug. 28, 2012**

(54) **ACOUSTIC AMPLIFIER FOR AUTOMOBILE**

(75) Inventor: **Genki Harada**, Tokyo (JP)

(73) Assignee: **Kabushiki Kaisha Kenwood**, Tokyo (JP)

(**) Term: **14 Years**

(21) Appl. No.: **29/402,432**

(22) Filed: **Sep. 23, 2011**

(30) **Foreign Application Priority Data**

Apr. 12, 2011 (JP) 2011-008348

(51) **LOC (9) Cl.** **14-03**

(52) **U.S. Cl.** **D14/188**

(58) **Field of Classification Search** D14/188,
D14/197, 217, 257, 258, 265, 167-169, 175,
D14/194, 215, 496, 162; 455/344-351; 330/1 R,
330/3, 4, 250; 381/86, 120

See application file for complete search history.

(56) **References Cited**

U.S. PATENT DOCUMENTS

- D386,761 S * 11/1997 Pleitz D14/188
- D415,157 S * 10/1999 Rabbani D14/188
- D416,558 S * 11/1999 Harrington D14/188
- D449,288 S * 10/2001 Sogabe D14/188

- D549,687 S * 8/2007 Ichikawa D14/188
- D551,205 S * 9/2007 Ichikawa D14/188
- D580,407 S * 11/2008 Tanaka D14/188
- D610,125 S * 2/2010 Ichikawa et al. D14/188
- D634,729 S * 3/2011 Endo et al. D14/188
- D656,120 S * 3/2012 Sasaki D14/188
- D656,121 S * 3/2012 Sugita D14/188

* cited by examiner

Primary Examiner — Stella Reid

Assistant Examiner — Keli L Hill

(74) *Attorney, Agent, or Firm* — Osha Liang LLP

(57) **CLAIM**

The ornamental design for acoustic amplifier for automobile, as shown and described.

DESCRIPTION

FIG. 1 is a perspective view of front, right and bottom of an acoustic amplifier for automobile showing my new design;

FIG. 2 is a front view thereof;

FIG. 3 is a rear view thereof;

FIG. 4 is a left side view thereof;

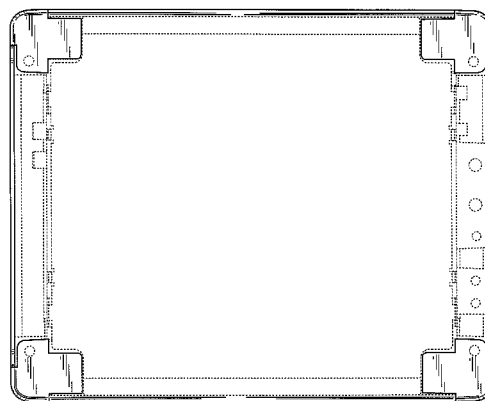
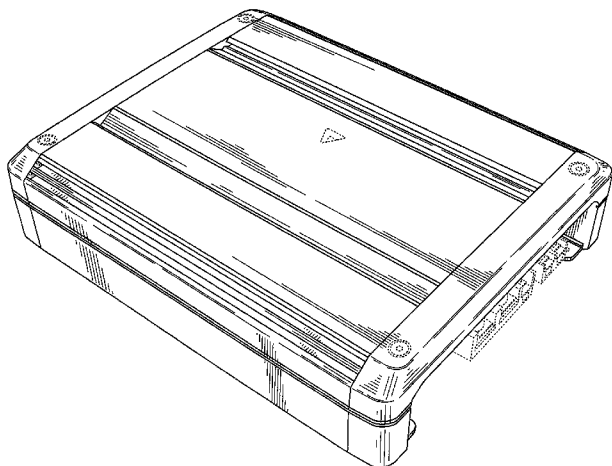
FIG. 5 is a right side view thereof;

FIG. 6 is a top view thereof; and,

FIG. 7 is a bottom view thereof.

The broken lines showing of the acoustic amplifier for automobile is included for the purpose of illustrating portions of the acoustic amplifier for automobile and forms no part of the claimed design.

1 Claim, 5 Drawing Sheets



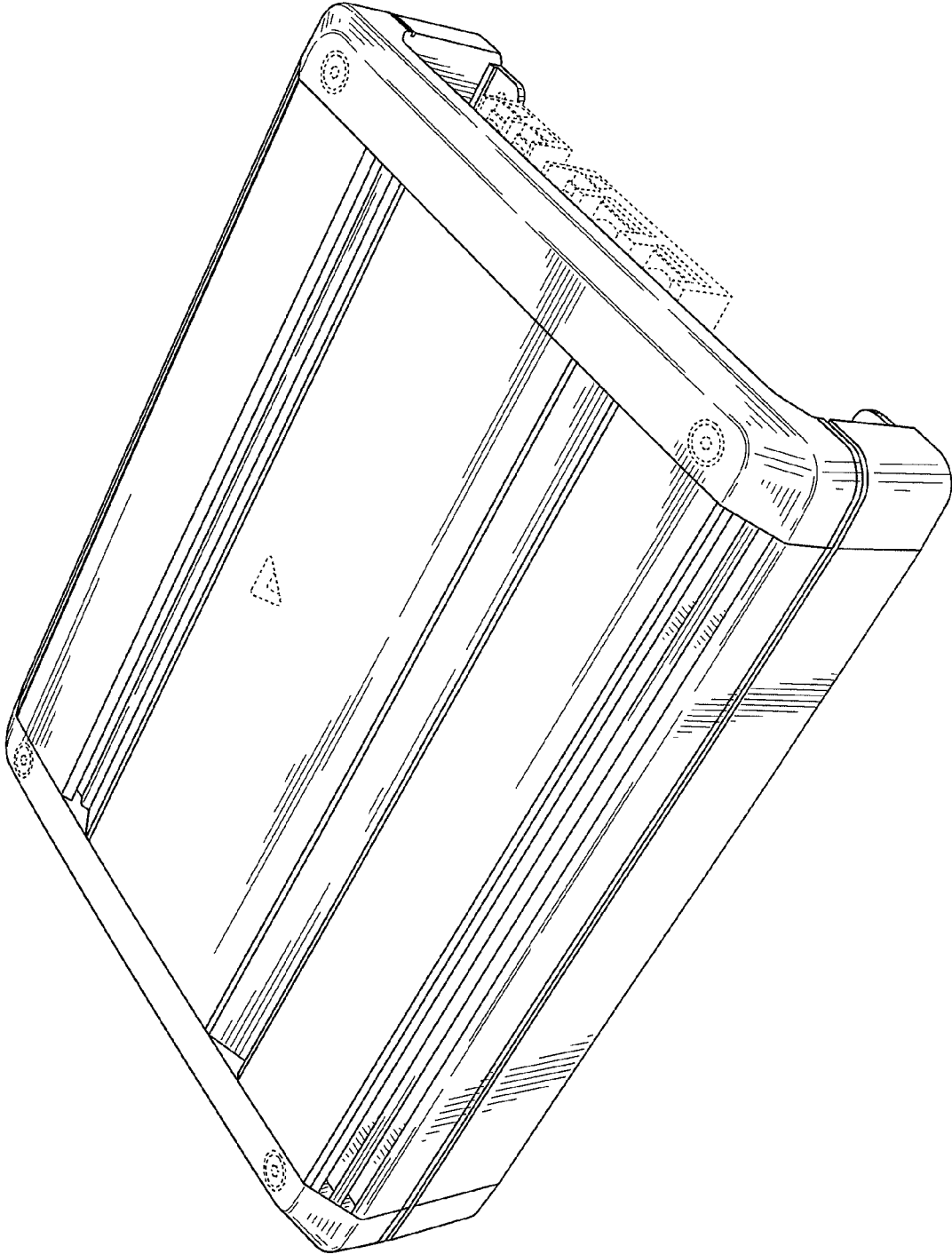


FIG. 1




FIG. 2




FIG. 3

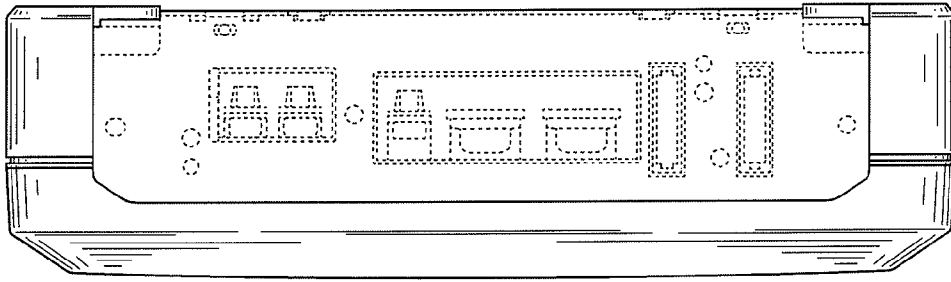


FIG. 5

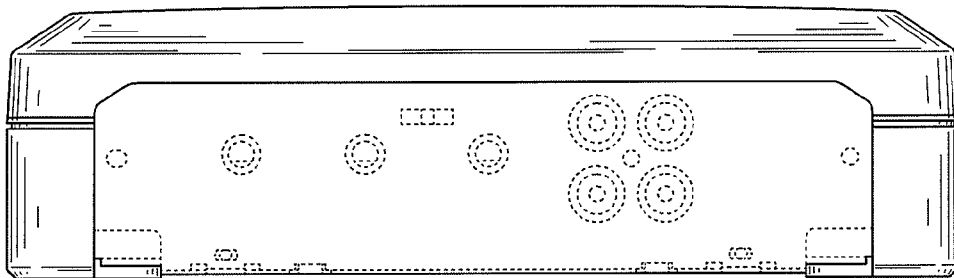


FIG. 4




FIG. 6




FIG. 7