

[54] SHOE UPPER

[75] Inventor: Paul D. Brown, Hingham, Mass.

[73] Assignee: Reebok International Ltd., Canton, Mass.

[**] Term: 14 Years

[21] Appl. No.: 74,178

[22] Filed: Jul. 16, 1987

[52] U.S. Cl. D2/314; D2/309

[58] Field of Search D2/264, 265, 308-314, D2/317-321; 36/1, 45, 83, 84, 87, 99-106, 112-116, 130, 132, 136

[56] References Cited

U.S. PATENT DOCUMENTS

- D. 293,847 1/1988 Le et al. D2/314
- D. 295,341 4/1988 Liggett et al. D2/314
- 4,736,531 4/1988 Richard 36/45 X

Primary Examiner—Louis S. Zarfes

Attorney, Agent, or Firm—Saidman, Sterne, Kessler & Goldstein

[57] CLAIM

The ornamental design for a shoe upper, as shown and described.

DESCRIPTION

FIG. 1 is a left side elevational view of a shoe upper showing my new design;

FIG. 2 is a right side elevational view thereof;

FIG. 3 is a top plan view thereof;

FIG. 4 is a front elevational view thereof;

FIG. 5 is a rear elevational view thereof;

FIG. 6 is a left side elevational view of a shoe upper showing a second embodiment of my new design;

FIG. 7 is a right side elevational view thereof;

FIG. 8 is a top plan view thereof;

FIG. 9 is a front elevational view thereof; and

FIG. 10 is a rear elevational view thereof.

The broken line showing of a shoe sole in FIGS. 1-10 and the area within are environmental only and form no part of the claimed design.

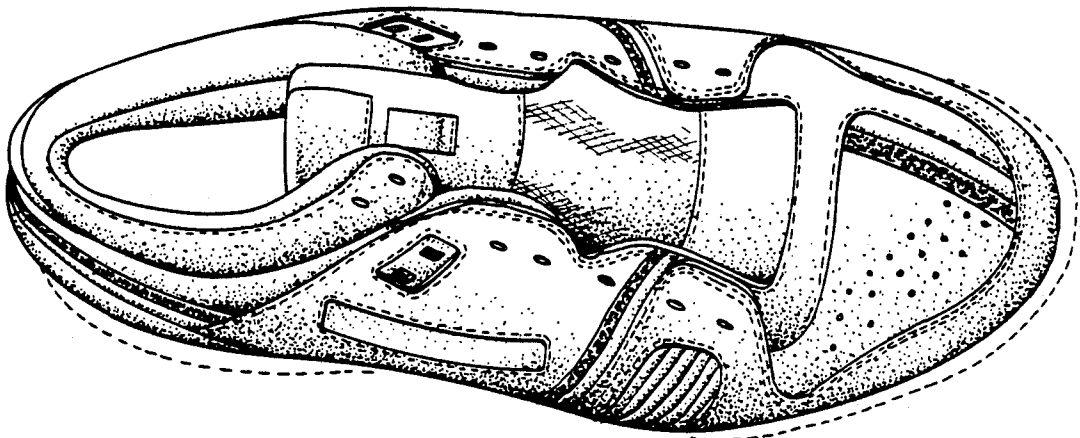
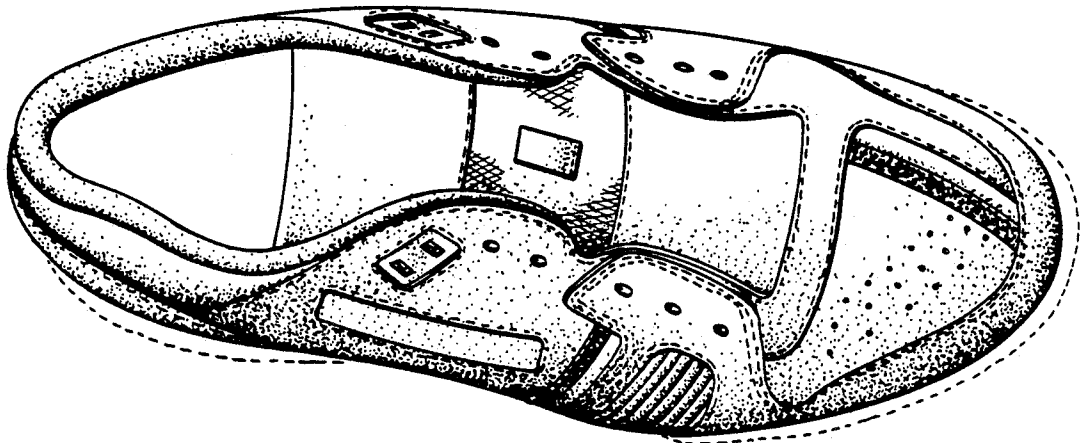


FIG. 1

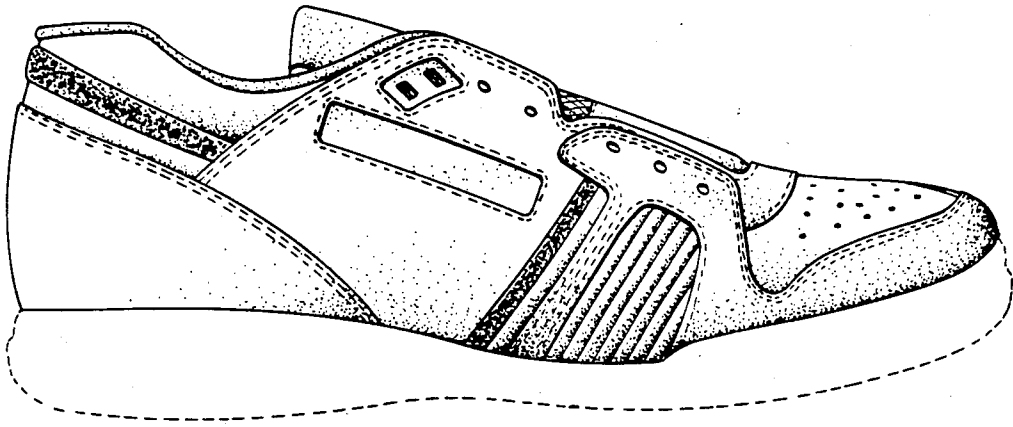


FIG. 2




FIG 3

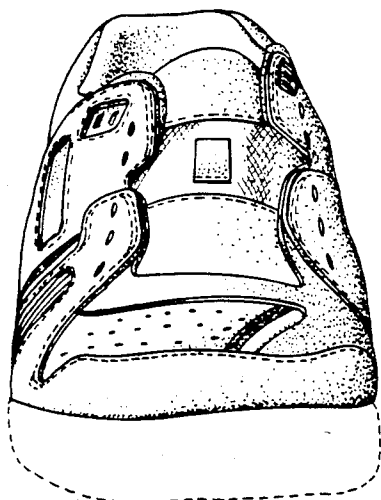
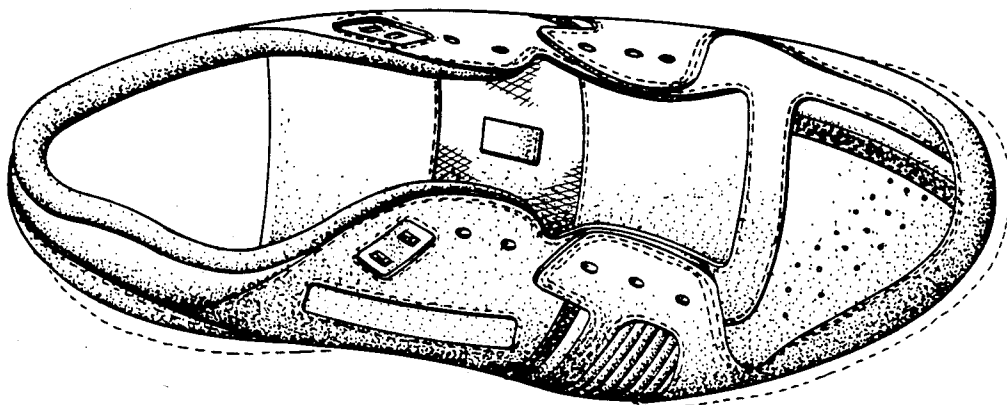


FIG 4

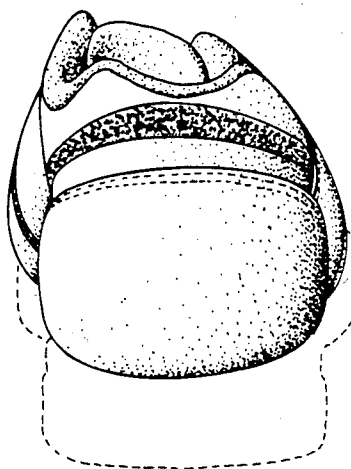


FIG 5

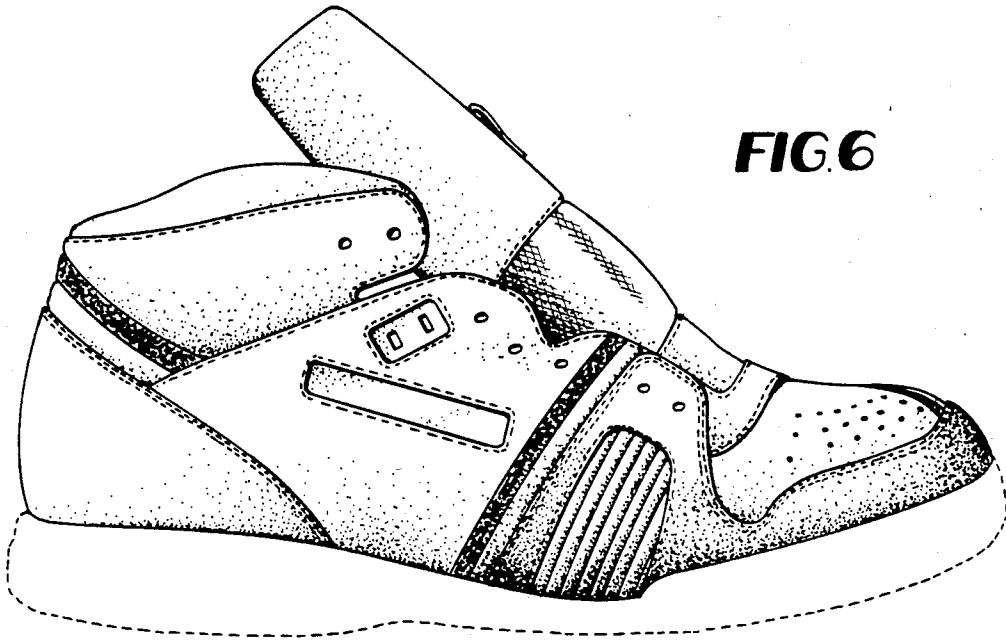


FIG. 6

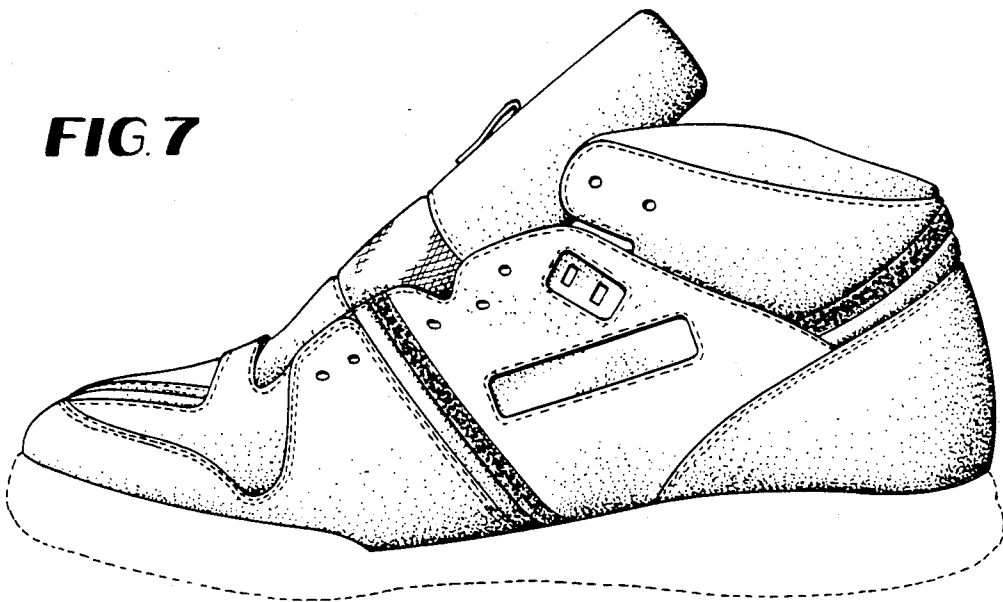


FIG. 7

FIG. 8

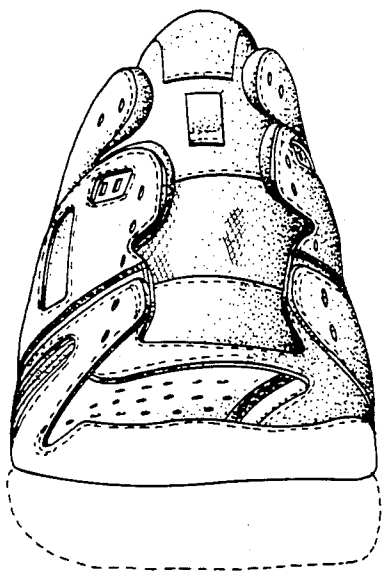
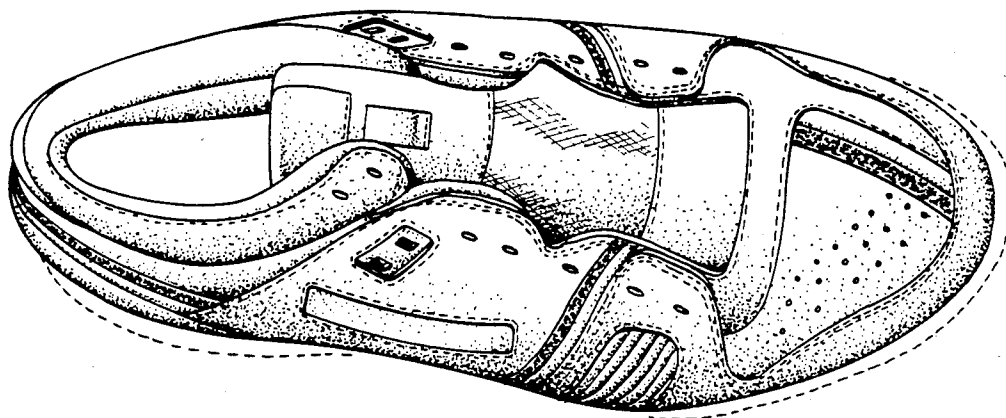


FIG. 9

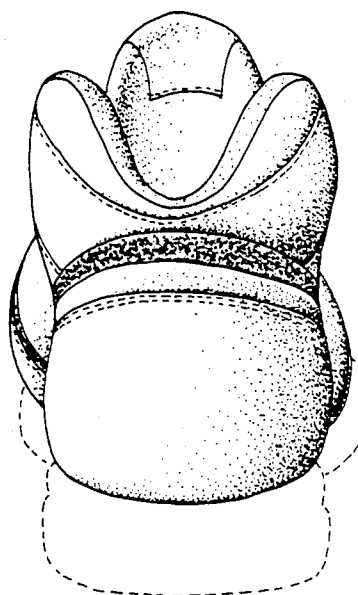


FIG. 10