

(12) INTERNATIONAL APPLICATION PUBLISHED UNDER THE PATENT COOPERATION TREATY (PCT)

(19) World Intellectual Property Organization
International Bureau

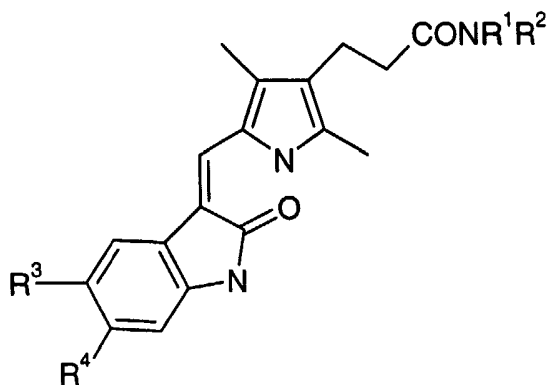


(43) International Publication Date
17 July 2003 (17.07.2003)

(10) International Publication Number
PCT
WO 03/057690 A1

- (51) International Patent Classification⁷: **C07D 403/14**, A61K 31/404, 31/4166, 31/437, A61P 35/00 // (C07D 403/14, 241:00, 209:00, 207:00)
- (74) Agents: **BOONE, David, E.** et al.; THERAVANCE, INC., 901 Gateway Boulevard, South San Francisco, CA 94080 (US).
- (21) International Application Number: PCT/US02/41252
- (22) International Filing Date:
20 December 2002 (20.12.2002)
- (25) Filing Language: English
- (26) Publication Language: English
- (30) Priority Data:
60/343,746 27 December 2001 (27.12.2001) US
60/343,813 27 December 2001 (27.12.2001) US
- (71) Applicant (for all designated States except US): **THERAVANCE, INC.** [US/US]; 901 Gateway Boulevard, South San Francisco, CA 94080 (US).
- (72) Inventors; and
- (75) Inventors/Applicants (for US only): **GRIFFIN, John, H.** [US/US]; 56 Walnut Avenue, Atherton, CA 94027 (US). **BRIESEWITZ, Roger** [DE/US]; 2645 California Street, Apt. 217, Mountain View, CA 94040 (US). **WRAY, Jonathan, W.** [US/US]; 6601 Third Street, San Francisco, CA 94124 (US).
- (81) Designated States (national): AE, AG, AL, AM, AT, AU, AZ, BA, BB, BG, BR, BY, BZ, CA, CH, CN, CO, CR, CU, CZ, DE, DK, DM, DZ, EC, EE, ES, FI, GB, GD, GE, GH, GM, HR, HU, ID, IL, IN, IS, JP, KE, KG, KP, KR, KZ, LC, LK, LR, LS, LT, LU, LV, MA, MD, MG, MK, MN, MW, MX, MZ, NO, NZ, OM, PH, PL, PT, RO, RU, SD, SE, SG, SK, SL, TJ, TM, TN, TR, TT, TZ, UA, UG, US, UZ, VC, VN, YU, ZA, ZM, ZW.
- (84) Designated States (regional): ARIPO patent (GH, GM, KE, LS, MW, MZ, SD, SL, SZ, TZ, UG, ZM, ZW), Eurasian patent (AM, AZ, BY, KG, KZ, MD, RU, TJ, TM), European patent (AT, BE, BG, CH, CY, CZ, DE, DK, EE, ES, FI, FR, GB, GR, IE, IT, LU, MC, NL, PT, SE, SI, SK, TR), OAPI patent (BF, BJ, CF, CG, CI, CM, GA, GN, GQ, GW, ML, MR, NE, SN, TD, TG).
- Published:
— with international search report
- For two-letter codes and other abbreviations, refer to the "Guidance Notes on Codes and Abbreviations" appearing at the beginning of each regular issue of the PCT Gazette.

(54) Title: INDOLINONE DERIVATIVES USEFUL AS PROTEIN KINASE INHIBITORS



(I)

(57) Abstract: Compounds of formula (I) in which R¹, R², R³ and R⁴ have the meanings given in the specification, are receptor tyrosine kinase inhibitors useful in the treatment of proliferative disorders, such as cancer.

WO 03/057690 A1

INDOLINE DERIVATIVES USEFUL AS PROTEIN KINASE INHIBITORS

5

Field of the Invention

10 The present invention relates to novel indolinone derivatives useful as pharmaceuticals, to processes for preparing the compounds, to intermediates useful in the preparation of the compounds, to pharmaceutical compositions comprising the compounds, and to the use of the compounds as pharmaceuticals.

15

Background of the Invention

WO 96/40116 disclose that certain pyrrole substituted 2-indolinone derivatives are receptor tyrosine kinase inhibitors useful in the treatment of conditions responsive to receptor tyrosine kinase inhibitors, for example proliferative disorders such as cancer. A preferred compound, disclosed on page 17, is 3-(2,3-dimethylpyrrol-5-yl)methylene]-2-indolinone, also known as SU5416. Unfortunately, this compound has been found to exhibit poor solubility in water and low bioavailability upon oral and intravenous administration.

WO 99/61422 discloses further pyrrole substituted 2-indolinone derivatives as receptor tyrosine kinase inhibitors. A preferred compound, disclosed as compound 5 on page 214, is 3-[2,4-dimethyl-5-(2-oxo-1,2-dihydroindol-3-ylidenemethyl)-1H-pyrrol-3-yl]propionic acid, also known as SU6668. This compound has been found to possess superior oral activity to SU5416, but has been reported to lack the ability of that compound to inhibit the receptor tyrosine kinase Flt-3 (Abstract 497, Anne-Marie O'Farrell et al., America Society of Hematology Meeting, Orlando, Florida, USA, December 7-11, 2001). Flt-3 is an important target for a tyrosine kinase inhibitor, especially for the treatment of Acute Myeloid Leukemia (AML), because about 30% of AML patients have been found to possess mutant forms of Flt-3 which lead to constitutive tyrosine phosphorylation of Flt-3 (Levis et al., *Blood*, 1 August, 2001, Vol. 98. No. 3, pp 885-887).

WO 01/60814 discloses pyrrole substituted 2-indolinone derivatives bearing certain amido substituents directly attached to the pyrrole ring as receptor tyrosine kinase inhibitors.

5 WO 02/055517 discloses indolinones substituted with aryl substituents at the 4 position which exhibit protein kinase modulating ability.

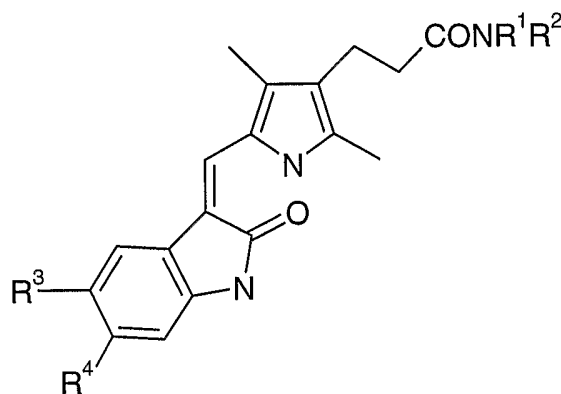
WO 01/42243 discloses that certain compounds containing two or more pyrrole substituted 2-indolinone groups covalently linked together through the 3 position on each pyrrole by one or more linker groups are also useful as receptor tyrosine kinase inhibitors.

10 Nonetheless, in view of the severity of conditions responsive to receptor tyrosine kinase inhibitors and of the recent identification of specific kinase inhibitor targets, a need exists for new receptor tyrosine kinase inhibitors with diverse properties.

Summary of the Invention

15 Pyrrole substituted 2-indolinone derivatives bearing certain carboxamidoethyl groups at the 4 position on pyrrole have now been found that are inhibitors of receptor tyrosine kinases with particularly desirable properties.

Accordingly, the present invention provides a compound of formula (I):



(I)

20 in which:

(i) R^1 represents a hydrogen atom or a (1-4C)alkyl group; and R^2 represents a group of formula $-A^1-NR^5R^6$ in which each of R^5 and R^6 independently represents a hydrogen atom or a (1-4C)alkyl group and A^1 represents $(CH_2)_m$, $(CH_2)_n-A^2-(CH_2)_p$ or $(CH_2CH_2O)_qCH_2CH_2$ in which m is an integer of from 2 to 10, each of n and p is an integer of from 1 to 6, A^2 is $CH=CH$, phenylene, biphenylene, cyclohexylene or piperazinylene and q is 1, 2 or 3;

25

(ii) R^1 and R^2 together represent $-A^3-NR^7-A^4-$ in which each of A^3 and A^4 independently represents $(CH_2)_r$ or $(CH_2CH_2O)_sCH_2CH_2$ in which r is an integer of from 2 to 6, s is 1, 2 or 3, and R^7 represents a hydrogen atom or a (1-4C)alkyl group;

(iii) R^1 and R^2 together with the nitrogen atom to which they are attached represent a piperidinyl group, which piperidinyl group bears a substituent of formula $-A^5-R^8$ at the 4 position, in which A^5 represents (1-4C)alkylene and R^8 represents piperidin-4-yl; or

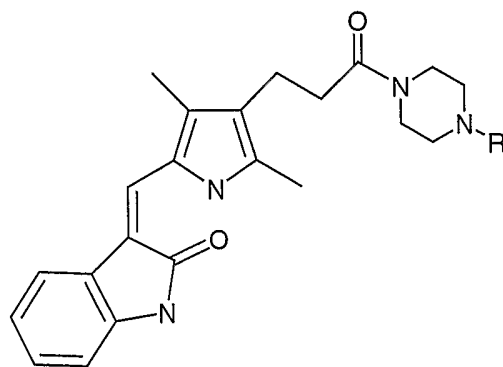
(iv) R^1 and R^2 together with the nitrogen atom to which they are attached represent a pyrrolidinyl, piperidinyl or morpholino group; and

R^3 and R^4 each independently represents a hydrogen atom, a halogen atom, a (1-4C)alkyl group, a (1-4C)alkoxy group, a phenyl group which is unsubstituted or substituted by one or two substituents selected independently from a halogen atom, a (1-4C)alkyl group and a (1-4C)alkoxy group, a group of formula $R^9S(O)_2NR^{10}-$, a group of formula $R^{11}N(R^{12})S(O)_2-$, a group of formula $R^{13}C(O)N(R^{14})-$ or a group of formula $R^{15}N(R^{16})C(O)-$ in which each of R^9 , R^{11} , R^{13} and R^{15} independently represents a (1-4C)alkyl group or a phenyl group which is unsubstituted or substituted by one or two substituents selected independently from a halogen atom, a (1-4C)alkyl group and a (1-4C)alkoxy group, and each of R^{10} , R^{12} , R^{14} and R^{16} independently represents a hydrogen atom or a (1-4C)alkyl group;

or a pharmaceutically-acceptable salt thereof.

Compounds of formula (I) have been found to be potent and selective inhibitors of one or more of the receptor tyrosine kinases PDGFR (platelet-derived growth factor), c-Kit, VEGFR (vascular endothelial growth factor) and Flt-3 in whole cell assays.

The invention also provides compounds of formula (Ia):



(Ia)

wherein R is hydrogen, methyl, or ethyl;

or a pharmaceutically-acceptable salt thereof.

The invention also provides pharmaceutical compositions comprising a compound of the invention or a pharmaceutically-acceptable salt thereof and a pharmaceutically-acceptable carrier.

5 In addition, the invention provides a method of treating a condition responsive to a tyrosine kinase inhibitor, the method comprising administering to a patient in need of treatment an effective amount of a compound of the invention.

Further, the invention provides a compound of the invention as described herein for use in medical therapy, as well as the use of a compound of the invention in the
10 manufacture of a formulation or medicament for treating a disease or condition responsive to a tyrosine kinase inhibitor.

Detailed Description

The present invention provides novel pyrrole substituted 2-indoline derivatives
15 which are substituted at the 4 position of the pyrrole ring with carboxamidoethyl substituents.

As used herein, the terms alkyl and alkylene refer to a branched or unbranched group. However, the names of specific groups, such as ethyl, ethylene, propyl, propylene, butyl or butylene, signify unbranched groups or radicals, unless indicated otherwise, such
20 as prop-2-yl. Examples of alkyl groups are methyl, ethyl, propyl, prop-2-yl, and butyl. Examples of alkylene groups are methylene, ethylene, propylene and butylene.

The term halogen atom includes fluorine, chlorine and bromine.

The term "therapeutically effective amount" refers to an amount sufficient to effect treatment when administered to a patient in need of treatment.

25 The term "treatment" as used herein refers to the treatment of a disease or medical condition in a patient, such as a mammal (particularly a human), and includes:

- (a) preventing the disease or medical condition from occurring, i.e., prophylactic treatment of a patient;
- (b) ameliorating the disease or medical condition, i.e., eliminating or causing
30 regression of the disease or medical condition in a patient;
- (c) suppressing the disease or medical condition, i.e., slowing or arresting the development of the disease or medical condition in a patient; or
- (d) alleviating the symptoms of the disease or medical condition in a patient.

The term "pharmaceutically-acceptable salt" refers to a salt prepared from a base or acid which is acceptable for administration to a patient, such as a mammal. Such salts can be derived from pharmaceutically-acceptable inorganic or organic acids.

Salts derived from pharmaceutically-acceptable acids include acetic,
 5 benzenesulfonic, benzoic, camphosulfonic, citric, ethanesulfonic, fumaric, gluconic, glutamic, hydrobromic, hydrochloric, lactic, maleic, malic, mandelic, methanesulfonic, mucic, nitric, pantothenic, phosphoric, succinic, sulfuric, tartaric, *p*-toluenesulfonic, xinafoic (1-hydroxy-2-naphthoic acid) and the like. Particularly preferred are salts derived from fumaric, hydrobromic, hydrochloric, acetic, sulfuric, phosphoric,
 10 methanesulfonic, *p*-toluenesulfonic, xinafoic, tartaric, citric, malic, maleic, succinic, and benzoic acids.

One preferred sub-group of compounds of formula (I) is that in which:

(i) R^1 represents a hydrogen atom or a (1-4C)alkyl group; and R^2 represents a group of formula $-A^1-NR^5R^6$ in which each of R^5 and R^6 independently represents a
 15 hydrogen atom or a (1-4C)alkyl group and A^1 represents $(CH_2)_m$, $(CH_2)_n-A^2-(CH_2)_p$ or $(CH_2CH_2O)_qCH_2CH_2$ in which m is an integer of from 2 to 10, each of n and p is an integer of from 1 to 6, A^2 is $CH=CH$, phenylene, biphenylene, cyclohexylene or piperazinylene and q is 1, 2 or 3;

(ii) R^1 and R^2 together represent $-A^3-NR^7-A^4-$ in which each of A^3 and A^4
 20 independently represents $(CH_2)_r$ or $(CH_2CH_2O)_sCH_2CH_2$ in which r is an integer of from 2 to 6, s is 1, 2 or 3, and R^7 represents a hydrogen atom or a (1-4C)alkyl group; or

(iii) R^1 and R^2 together with the nitrogen atom to which they are attached represent a piperidinyl group, which piperidinyl group bears a substituent of formula
 - A^5-R^8 at the 4 position, in which A^5 represents (1-4C)alkylene and R^8 represents
 25 piperidin-4-yl.

Compounds belonging to the above preferred sub-group have been found to exhibit good solubility in water and good absorption on oral administration.

In this sub-group of compounds, preferably

(i) R^1 represents a hydrogen atom or a (1-4C)alkyl group; and R^2 represents a
 30 group of formula $-A^1-NR^5R^6$ in which each of R^5 and R^6 independently represents a hydrogen atom or a (1-4C)alkyl group and A^1 represents $(CH_2)_m$, $(CH_2)_n-A^2-(CH_2)_p$ or $(CH_2CH_2O)_qCH_2CH_2$ in which m is an integer of from 2 to 10, each of n and p is an integer of from 1 to 6, A^2 is $CH=CH$, phenyl-1,3-ene, phenyl-1,4-ene, biphenyl-2,2'-ene, cyclohex-1,3-ylene or piperazin-1,4-ylene and q is 1, 2 or 3;

(ii) R^1 and R^2 together represent $-A^3-NR^7-A^4-$ in which each of A^3 and A^4 independently represents $(CH_2)_r$ or $(CH_2CH_2O)_sCH_2CH_2$ in which r is an integer of from 2 to 6, s is 1, 2 or 3, and R^7 represents a hydrogen atom or a (1-4C)alkyl group; or

(iii) R^1 and R^2 together with the nitrogen atom to which they are attached
 5 represent a piperidinyl group, which piperidinyl group bears a substituent of formula $-A^5-R^8$ at the 4 position, in which A^5 represents (1-4C)alkylene and R^8 represents piperidin-4-yl.

Preferably

(i) R^1 represents a methyl group; and R^2 represents a group of formula $-A^1-NR^5R^6$
 10 in which R^5 represents a hydrogen atom, R^6 represents a methyl group and A^1 represents $(CH_2)_m$, $(CH_2)_n-A^2-(CH_2)_p$ or $(CH_2CH_2O)_qCH_2CH_2$ in which m is an integer of from 2 to 10, each of n and p is 1 or 2, A^2 is $CH=CH$, phenyl-1,3-ene, phenyl-1,4-ene, biphenyl-2,2'-ene, cyclohex-1,3-ylene or piperazin-1,4-ylene and q is 1, 2 or 3;

(ii) R^1 and R^2 together represent $-A^3-NR^7-A^4-$ in which each of A^3 and A^4
 15 independently represents $(CH_2)_r$ or $(CH_2CH_2O)_sCH_2CH_2$ in which r is an integer of from 2 to 6, s is 1 or 2, and R^7 represents a hydrogen atom or a (1-4C)alkyl group; or

(iii) R^1 and R^2 together with the nitrogen atom to which they are attached
 represent a piperidinyl group, which piperidinyl group bears a substituent of formula $-A^5-R^8$ at the 4 position, in which A^5 represents propylene and R^8 represents
 20 piperidin-4-yl.

More preferably,

(i) R^1 represents a methyl group; and R^2 represents a group of formula $-A^1-NR^5R^6$
 in which R^5 represents a hydrogen atom, R^6 represents a methyl group and A^1 represents $(CH_2)_m$, in which m is 2, 3, 4, 5, 6, 7, 8, 9 or 10; $(CH_2)_n-A^2-(CH_2)_p$ in which n and p are
 25 each 1 and A^2 is $CH=CH$, phenyl-1,3-ene, phenyl-1,4-ene, biphenyl-2,2'-ene or cyclohex-1,3-ylene; $(CH_2)_n-A^2-(CH_2)_p$ in which n and p are each 2 and A^2 is piperazin-1,4-ylene; or $(CH_2CH_2O)_qCH_2CH_2$ in which q is 2 or 3;

(ii) R^1 and R^2 together represent $-(CH_2)_2-NH-(CH_2)_2-$, $-(CH_2)_2-N(CH_3)-(CH_2)_2-$,
 $-(CH_2)_2-N(CH_2CH_3)-(CH_2)_2-$, $-(CH_2)_2-NH-(CH_2)_3-$, or
 30 $-(CH_2CH_2O)_2CH_2CH_2-NH-(CH_2CH_2O)CH_2CH_2-$; or

(iii) R^1 and R^2 together with the nitrogen atom to which they are attached represent
 a piperidinyl group, which piperidinyl group bears a substituent of formula $-A^5-R^8$ at the 4
 position, in which A^5 represents propylene and R^8 represents piperidin-4-yl.

A particularly preferred sub-group of compounds is that in which R^1 represents a methyl group and R^2 represents a group of formula $-A^1-NR^5R^6$ in which R^5 represents a hydrogen atom, R^6 represents a methyl group and A^1 represents $(CH_2)_m$ or $CH_2-CH=CH-CH_2$, in which m is an integer of from 2 to 6.

5 Compounds belonging to this sub-group have been found to exhibit particularly good potency as inhibitors of one or more of the above receptor tyrosine kinases.

Within this sub-group, preferably A^1 represents $(CH_2)_m$ or $CH_2-CH=CH-CH_2$, in which m is 2, 3 or 4.

More preferably A^1 represents $(CH_2)_2$, $(CH_2)_3$ or $CH_2-CH=CH-CH_2$.

10 Especially preferred are compounds in which A^1 represents $(CH_2)_2$.

Another preferred sub-group of compounds is that in which R^1 and R^2 together represent $-A^3-NR^7-A^4-$ in which each of A^3 and A^4 independently represents $(CH_2)_r$ or $(CH_2CH_2O)_sCH_2CH_2$ in which r is an integer of from 2 to 6, and s is 1, 2 or 3, and R^7 represents a hydrogen atom or a (1-4C)alkyl group.

15 Compounds belonging to this sub-group have also been found to exhibit particularly good potency.

In this sub-group, preferably R^1 and R^2 together represent $-(CH_2)_2-NR^7-(CH_2)_2-$ or $-(CH_2)_2-NR^7-(CH_2)_3-$, especially $-(CH_2)_2-NR^7-(CH_2)_2-$.

20 Examples of particular values for R^7 are hydrogen, methyl, ethyl, propyl, prop-2-yl and butyl.

Compounds in which R^7 represents hydrogen are especially preferred.

Referring to R^3 and R^4 , examples of particular values are:

hydrogen;

for a halogen atom: fluorine, chlorine or bromine, especially bromine;

25 for a (1-4C)alkyl group: methyl;

for a (1-4C)alkoxy group: methoxy;

for an unsubstituted or substituted phenyl group: phenyl;

for R^8 , R^{10} , R^{12} and R^{14} : methyl or phenyl;

for R^9 , R^{11} , R^{13} and R^{15} : hydrogen; and

30 for a group of formula $R^{12}C(O)N(R^{13})-$: $CH_3C(O)NH-$ and $C_6H_5C(O)NH-$.

Preferably R^3 and R^4 each independently represents a hydrogen atom, a bromine atom, $CH_3C(O)NH-$, or $C_6H_5C(O)NH-$. More preferably R^3 and R^4 each independently represents a hydrogen atom.

Another preferred group of compounds of formula (I) are compounds in which:

(i) R^1 represents a methyl group and R^2 represents a group of formula $-A^1-NHCH_3$ in which A^1 represents $(CH_2)_m$, $CH_2CH=CHCH_2$, CH_2 -phenylene- CH_2 , or CH_2 -cyclohexylene- CH_2 , in which m is an integer of from 2 to 8; or

(ii) R^1 and R^2 together represent $-(CH_2)_2-NH-(CH_2)_2-$, $-(CH_2)_2-N(CH_3)-(CH_2)_2-$,
 5 $-(CH_2)_2-N(CH_2CH_3)-(CH_2)_2-$ or $-(CH_2)_2-NH-(CH_2)_3-$; and
 R^3 and R^4 are each independently hydrogen.

Compounds of the above sub-group have been found to exhibit particularly good potency as inhibitors of one or more receptor tyrosine kinases. In particular, such compounds have demonstrated IC_{50} values for inhibition of the VEGFR tyrosine kinase of
 10 less than $1 \mu M$ in the intracellular Ca^{2+} FLIPR or immunoprecipitation assay described below.

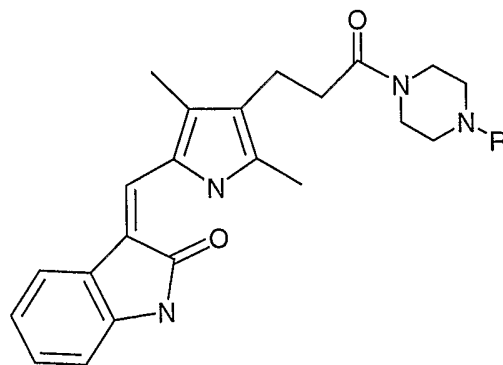
A more preferred sub-group of compounds within the above sub-group are compounds in which:

(i) R^1 represents a methyl group and R^2 represents a group of formula
 15 $-A^1-NHCH_3$ in which A^1 represents $(CH_2)_m$, $CH_2CH=CHCH_2$, or CH_2 -(1,4-phenylene)- CH_2 in which m is 2 or 3; or

(ii) R^1 and R^2 together represent $-(CH_2)_2-NH-(CH_2)_2-$, $-(CH_2)_2-N(CH_3)-(CH_2)_2-$,
 $-(CH_2)_2-N(CH_2CH_3)-(CH_2)_2-$ or $-(CH_2)_2-NH-(CH_2)_3-$.

Compounds belonging to this more preferred sub-group of compounds have
 20 demonstrated IC_{50} values for inhibition of both the VEGFR and PDGFR tyrosine kinases of less than $1 \mu M$ in the intracellular Ca^{2+} FLIPR or immunoprecipitation assay described below.

A particularly preferred sub-group of compounds of formula (I) are compounds of formula (Ia):



(Ia)

wherein R is hydrogen, methyl, or ethyl, and pharmaceutically-acceptable salts thereof.

Compounds of formula (Ia) that may be given special mention are:

3-[3,5-dimethyl-4-(3-oxo-3-piperazin-1-ylpropyl)-1H-pyrrol-2-ylmethylene]-1,3-dihydroindol-2-one and

5 3-[3,5-dimethyl-4-[3-oxo-3-(4-ethyl)piperazin-1-ylpropyl]-1H-pyrrol-2-ylmethylene]-1,3-dihydroindol-2-one.

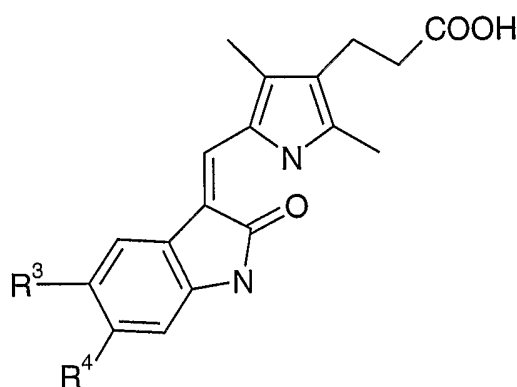
Especially preferred is the compound 3-[3,5-dimethyl-4-(3-oxo-3-piperazin-1-ylpropyl)-1H-pyrrol-2-ylmethylene]-1,3-dihydroindol-2-one, and pharmaceutically-acceptable salts thereof. This compound has been found to be a highly potent and selective inhibitor of PDGFR, c-Kit, VEGFR and Flt-3. It has also been found to have
10 high solubility in water and to possess excellent absorption when administered orally to rats.

Another compound of formula (I) that may be given special mention is 3-[3,5-dimethyl-4-(3-oxo-3-homopiperazin-1-ylpropyl)-1H-pyrrol-2-ylmethylene]-1,3-dihydroindol-2-one.

15 The compounds of formula (I) are useful as receptor tyrosine kinase inhibitors for the treatment of proliferative disorders, such as forms of cancer which include, but are not limited to acute myeloid leukemia, small cell lung cancer, prostate cancer, gastrointestinal cancer, breast cancer and brain cancer, and other proliferative disorders, such as restenosis. The compounds may also be useful in restricting the growth of solid tumors.

20 According to another aspect, the present invention provides a process for the preparation of a compound of formula (I), which comprises

(a) reacting a compound of formula (II)



(II)

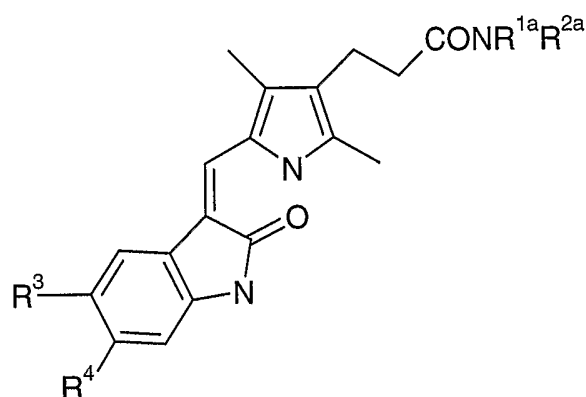
25 or a reactive derivative thereof, with a compound of formula (III)



(III)

or a salt thereof, in which R^1 , R^2 , R^3 and R^4 are as defined hereinabove, or

(b) for a compound of formula (I) in which R^5 or R^7 represents a hydrogen atom, deprotecting a compound of formula (IV)



(IV)

in which R^{1a} and R^{2a} are as defined hereinabove for R^1 and R^2 , except in that R^5 or R^7 is replaced with a group R^{5a} or R^{7a} respectively, in which R^{5a} and R^{7a} each represents an amine protecting group, and R^3 and R^4 are as defined hereinabove;

followed, if a pharmaceutically-acceptable salt is required, by forming a pharmaceutically-acceptable salt.

In process (a), the reaction of a compound of formula (II) with a compound of formula (III) may conveniently be performed using a conventional amide coupling method. For example, an acid of formula (II) may be treated with a coupling agent, such as benzotriazol-1-yl-oxy-trispyrrolidinophosphonium hexafluorophosphate (PyBOP) or o-(7-azabenzotriazol-1-yl)-N,N,N'-tetramethyluronium hexafluorophosphate (HATU), in the presence of a base, such as N,N-diisopropylethylamine, and 1-hydroxy-7-azabenzotriazole (HOAt), followed by addition of the compound of formula (III). Convenient solvents include polar aprotic organic solvents, such as dimethylformamide. The temperature is conveniently in the range of from 0 to 50°C. Alternatively, the compound of formula (II) may be converted into an acid halide, such as the chloride, and then reacted with the compound of formula (III).

In process (b), the amine protecting group represented by R^{5a} or R^{7a} may be a conventional amine protecting group. Examples of amine protecting groups are described in Greene and Wuts, *Protecting Groups in Organic Synthesis*, 2nd Edition, John Wiley & Sons, NY, 1991 and McOmie, *Protecting Groups in Organic Chemistry*, Plenum Press, NY, 1973. Examples of amine protecting groups include acyl groups, for example (1-6C)alkanoyl groups, such as acetyl; (1-6C)alkoxycarbonyl groups, such as

t-butoxycarbonyl; and arylmethoxycarbonyl groups, such as benzyloxycarbonyl; and arylmethyl groups, such as benzyl.

An acyl amine protecting group may conveniently be removed by treatment with an acid, such as trifluoroacetic acid.

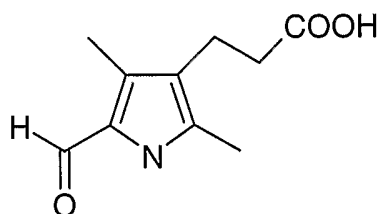
- 5 Compounds of formula (IV) may be prepared by reacting a compound of formula (II) with an amine of formula (V)



(V)

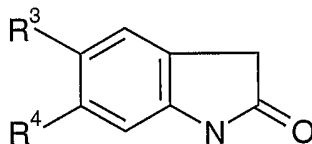
in which R^{1a} and R^{2a} are as defined hereinabove, following the method of process step (a).

- 10 Compounds of formula (II) are known, for example from WO 99/61422. They may also be prepared by reacting a compound of formula (VI)



(VI)

with a compound of formula (VII)

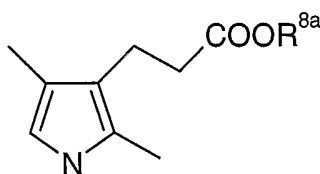


(VII)

The reaction is conveniently performed in the presence of a base, such as piperidine, in an organic solvent, such as ethanol, and under reflux.

Compounds of formula (VII) are known, for example from WO 99/61422.

- 20 Compounds of formula (VI) may be prepared by reacting a compound of formula (VIII)



(VIII)

- 25 in which R^{8a} represents a carboxyl protecting group, for example a (1-6C)alkyl group such as methyl, with phosphorus oxychloride and dimethylformamide, followed by removal of the protecting group R^{8a} , for example by alkali hydrolysis.

Compounds of formula (VIII) may be prepared via the corresponding carboxylic acid (R^{8a} is hydrogen) following methods as described in the accompanying examples.

Certain of the intermediates described herein are believed to be novel, for example the compounds of formula (IV). All such novel intermediates are provided as further
5 aspects of the invention.

Pharmaceutical Compositions

When used as pharmaceuticals, the compounds of the invention will usually be administered in a pharmaceutical composition. The compositions comprise a compound
10 of the invention as the active ingredient, together with a pharmaceutically-acceptable diluent or carrier. The compositions may be formulated for any route of administration, in particular for oral, rectal, transdermal, subcutaneous, intravenous, intramuscular or intranasal administration. The compositions may be formulated in any conventional form, for example, as tablets, capsules, solutions, suspensions, dispersions, syrups, sprays, gels,
15 suppositories, patches and emulsions.

The preparation of a suitable pharmaceutical composition for a particular mode of administration is well within the scope of those skilled in the pharmaceutical arts. Additionally, the ingredients for such compositions are commercially available from, for example, Sigma (St. Louis, MO). By way of further illustration, conventional formulation
20 techniques are described in *Remington: The Science and Practice of Pharmacy*, 20th Edition, Lippincott Williams & White, Baltimore, MD (2000); and H. C. Ansel et al., *Pharmaceutical Dosage Forms and Drug Delivery Systems*, 7th Edition, Lippincott Williams & White, Baltimore, MD (1999).

According to another aspect, the present invention provides a pharmaceutical
25 composition, which comprises a therapeutically-effective amount of a compound of formula (I) or a pharmaceutically-acceptable salt thereof, together with a pharmaceutically-acceptable diluent or carrier.

In a preferred embodiment, the pharmaceutical compositions of the invention are suitable for oral administration. Suitable pharmaceutical compositions for oral
30 administration may be in the form of capsules, tablet, pills, lozenges, cachets, dragees, powders, granules, or as a solution or suspension in a liquid, and the like; each containing a predetermined amount of a compound of the present invention as an active ingredient. A composition in the form of a tablet can be prepared using any suitable pharmaceutical carrier(s) routinely used for preparing solid compositions. Examples of such carriers

include magnesium stearate, starch, lactose, sucrose, microcrystalline cellulose and binders, for example polyvinylpyrrolidone. In addition, the active compound can be formulated in a controlled release dosage form as a tablet comprising a hydrophilic or hydrophobic matrix.

5 A composition in the form of a capsule can be prepared using routine encapsulation procedures, for example, by incorporation of active compound and excipients into a hard gelatin capsule. Alternatively, a semi-solid matrix of active compound and high molecular weight polyethylene glycol can be prepared and filled into a hard gelatin capsule; or a solution of active compound in polyethylene glycol or a
10 suspension in edible oil, can be prepared and filled into a soft gelatin capsule.

 In another preferred embodiment, the compound of the invention can be formulated for injection, for example for intravenous injection. A typical composition for intravenous injection consists of a sterile isotonic aqueous solution containing, for example, active compound and dextrose or sodium chloride, or a mixture of dextrose and
15 sodium chloride. Other examples of suitable excipients include lactated Ringer's injection, lactated Ringer's plus dextrose injection, Normosol-M and dextrose, Isolyte E, acylated Ringer's injection, and the like. Optionally, a co-solvent, for example, polyethylene glycol; a chelating agent, for example, ethylenediamine tetraacetic acid; a stabilizing agent, for example, a cyclodextrin; and an anti-oxidant, for example, sodium
20 metabisulphite, may be included in the formulation.

 According to another aspect, the present invention provides a compound of formula (I) or a pharmaceutically-acceptable salt thereof for use in therapy.

 The compounds of formula (I) are useful as receptor tyrosine kinase inhibitors. According to another aspect, therefore, the present invention provides the use of a
25 compound of formula (I) or a pharmaceutically-acceptable salt thereof, for the manufacture of a medicament for the treatment of a condition responsive to a tyrosine kinase inhibitor.

 According to yet another aspect, the present invention provides a pharmaceutical composition for use in the treatment of a condition responsive to a tyrosine kinase
30 inhibitor, which comprises a compound of formula (I) or a pharmaceutically-acceptable salt thereof.

 The present invention also provides a method of treating a condition responsive to a tyrosine kinase inhibitor, which comprises administering to a patient in need of

treatment an effective amount of a compound of formula (I) or a pharmaceutically-acceptable salt thereof.

The patient may be, for example, a mammal, such as a companion animal, and is preferably a human.

5 The dose (or effective amount) of the compound administered to a patient will depend upon many factors, including the particular compound used, the nature and severity of the condition being treated, the species of the patient, the weight of the patient and the route of administration. In general, a dose in the range of from 0.01 to 100 $\mu\text{M}/\text{kg}$ of bodyweight will be administered.

10

The following non-limiting examples illustrate representative pharmaceutical compositions of the invention.

Formulation Example A

15 Hard gelatin capsules for oral administration are prepared as follows:

Ingredients	Amount
Compound of the invention	250 mg
Lactose (spray-dried)	200 mg
20 Magnesium stearate	10 mg

Representative Procedure: The ingredients are thoroughly blended and then loaded into a hard gelatine capsule (460 mg of composition per capsule)

25

Formulation Example B

Hard gelatin capsules for oral administration are prepared as follows:

Ingredients	Amount
Compound of the invention	20 mg
Starch	89 mg
Microcrystalline cellulose	89 mg
30 Magnesium stearate	10 mg

35

Representative Procedure: The ingredients are thoroughly blended and then passed through a No. 45 mesh U.S. sieve and loaded into a hard gelatine capsule (200 mg of composition per capsule)

Formulation Example C

Capsules for oral administration are prepared as follows:

Ingredients	Amount
Compound of the invention	100 mg
Polyoxyethylene sorbitan monooleate	50 mg
Starch powder	250 mg

Representative Procedure: The ingredients are thoroughly blended and then loaded into a hard gelatine capsule (300 mg of composition per capsule)

Formulation Example D

Tablets for oral administration are prepared as follows:

Ingredients	Amount
Compound of the invention	250 mg
Microcrystalline cellulose	400 mg
Silicon dioxide fumed	10 mg
Stearic acid	5 mg

Representative Procedure: The ingredients are thoroughly blended and then loaded into a hard gelatine capsule (460 mg of composition per capsule)

Formulation Example E

An injectable formulation is prepared as follows:

Ingredients	Amount
Compound of the invention	0.2 g
Sodium acetate buffer solution (0.4 M)	400 mg
HCl (0.5 N) or NaOH (0.5 N)	q.s. to pH 4
Water (distilled, sterile)	q.s. to 20 mL

Representative Procedure: The above ingredients are blended and the pH is adjusted to 4 ± 0.5 using 0.5 N HCl or 0.5 N NaOH.

Synthetic Examples

The following synthetic examples are offered to illustrate the invention, and are not to be construed in any way as limiting the scope of the invention.

5 General

Reagents and solvents were used as received from commercial suppliers unless otherwise noted. All reactions were carried out at room temperature and without rigorous exclusion of ambient atmosphere unless otherwise noted. Ion-spray mass spectra (IS-MS) were obtained using a PE Sciex API 150EX mass spectrometer. Nuclear magnetic
10 resonance (NMR) spectra were recorded at 300 MHz. Chemical shifts (δ) are reported in parts per million downfield of tetramethylsilane. Analytical reversed-phase HPLC (RP-HPLC) was performed on an HP1100 instrument using a 2.1 mm x 50 mm, 3.5 μ m C₁₈ Zorbax Plus Bonus-RP column. For the analytical separations, a 0.5 minute isocratic period was followed by a 4.5 minute gradient of 0.1% trifluoroacetic acid/acetonitrile
15 (ACN) in 0.1% water at a flow rate of 0.5 mL/minute. Preparative RP-HPLC was performed using trifluoroacetic acid (TFA) buffered ACN/water gradients on a Varian ProStar system using 2.5- or 10 cm x 25 cm, 8 μ m C₁₈ Rainin Dynamax columns and flow rates of 10- or 50 mL/minute, respectively.

20 Preparation of Intermediates

Intermediate 1

2-Carboxyethyl-3,5-dimethyl-1H-pyrrole-4-carboxylic acid

3,5-Dimethyl-2,4-pyrrole dicarboxylic acid, diethyl ester (200 g, 836 mmol) was placed in a 1 L beaker and treated with 400 mL concentrated sulfuric acid (H₂SO₄). The
25 mixture was stirred, heated to 45 C with the aid of a heat gun and then maintained at 36-42 C for 25 minutes. The reaction mixture was poured into 3 L crushed ice and stirred for 30 minutes. The yellow solid was recovered by filtration and washed with 200 mL water. The solid was transferred to a 4 L Erlenmeyer flask and treated with 2 L 1 N sodium hydroxide solution (NaOH) followed by 100 mL 10 N NaOH. The basic mixture was
30 filtered and the yellow solid residue was discarded. The filtrate was acidified with H₂SO₄. The resulting solid was recovered by suction filtration and washed with 2 x 500 mL water. After suction drying, the material was transferred to a 6 L Erlenmeyer flask and digested briefly in 4 L acetone. After standing overnight at room temperature (RT), the solid was collected by filtration and dried in a vacuum dessicator to afford 139 g, 659

mmol, 79% of the title compound. ^1H NMR (DMSO- d_6) δ 4.22 (q, 2H), 2.44 (s, 3H), 2.38 (s, 3H), 1.27 (t, 3H).

Intermediate 2

5 2-Carboxyethyl-3,5-dimethyl-1H-pyrrole

Intermediate 1 (137 g, 650 mmol) was placed in a 500 mL Erlenmeyer flask and treated with ethanolamine (80 g, 1.3 mol). The mixture was then heated to 220 C in a heating mantle, producing a brown solution over approximately 30 minutes, at which time gas evolution had essentially ceased. The reaction was heated for 30 minutes more, then
10 poured into 2 L ice water. The crude product was collected by suction filtration and then digested in 700 mL 95% ethanol (EtOH). The mixture was filtered while hot and the filtrate was slowly cooled to RT and then to -20 C. The resulting crystals were collected by suction filtration and dried in a vacuum dessicator to afford 75.6 g, 453 mmol, 70% of the title compound. ^1H NMR (DMSO- d_6) δ 5.72 (s, 1H), 4.17 (q, 2H), 2.18 (s, 3H), 2.13
15 (s, 3H), 1.25 (t, 3H).

Intermediate 3

20 2-Carboxyethyl-3,5-dimethyl-1H-pyrrole-4-carboxaldehyde

Intermediate 2 (75.6 g, 453 mmol) was placed in a dry 1 L, 3-necked round-bottom flask. The solid was treated with anhydrous *N,N*-dimethylformamide (DMF, 43.8 mL, 566 mmol). The flask was shaken to distribute the DMF throughout the solid. The flask was cooled in an ice bath and to the mixture was added phosphorous oxychloride (POCl₃, 52.7 mL, 566 mmol) over 30 minutes via an addition funnel. The flask was shaken to evenly distribute the reagents. The flask was then immersed in a 100 C oil bath
25 and heated with magnetic stirring for 6 hours. The resulting deep red mixture was cooled in an ice water bath and treated with 200 mL ice water, resulting in a vigorous, exothermic reaction. After addition of 200 mL additional ice water, the mixture was adjusted to pH 5 with a saturated solution of sodium acetate (NaOAc). The crude product was isolated by suction filtration and recrystallized from 700 mL hot 1:1 EtOH:water to
30 afford 65.8 g, 337 mmol, 74% of the title compound as dark needles. ^1H NMR (DMSO- d_6) δ 9.88 (s, 1H), 4.23 (q, 2H), 2.46 (s, 3H), 2.43 (s, 3H), 1.28 (t, 3H).

Intermediate 4**3-(5-Carboxyethyl-2,4-dimethyl-1H-pyrrol-3-yl)propenoic acid**

Intermediate 3 (65.8 g, 337 mmol) and malonic acid (39.0 g, 375 mmol) were combined in a 500 mL, 1-necked round bottom flask, treated with 350 mL absolute EtOH, and brought to reflux for 30 minutes. To the resulting dark solution was added aniline (34.0 mL, 375 mmol) and the mixture was refluxed for an additional 5 hours. Solvent was removed under reduced pressure and the residue was treated with 400 mL 2.5 M hydrochloric acid (HCl), warmed, and then allowed to cool to RT. A purple solid was collected by suction filtration, transferred to a 1 L beaker and treated with 250 mL 2 N NaOH with stirring. The resulting slurry was filtered and the solids were washed with 100 mL dilute base. The purple residue was discarded. The red filtrate was cooled in an ice bath, stirred and acidified with approximately 70 mL 6 M HCl. The resulting thick, white paste was collected by suction filtration, washed with water, and dried in air to afford the title compound. ¹H NMR (DMSO-d₆) δ 7.52 (d, 1H), 5.93 (d, 1H), 4.22 (q, 2H), 2.35 (s, 3H), 2.31 (s, 3H), 1.28 (t, 3H).

Intermediate 5**3-(2-Carboxyethyl-2,4-dimethyl-1H-pyrrol-3-yl)propionic acid**

Intermediate 4 was dissolved in 220 mL 2 N NaOH and combined with 3.5 g 10% palladium on activated carbon. The mixture was hydrogenated at 50 psi for 28 hours, then suction filtered over Celite. The Celite was washed with 50 mL water. An aliquot of the filtrate was evaporated to dryness and complete reduction to the title compound was confirmed by ¹H NMR (D₂O) δ 4.07 (q, 2H), 2.46 (t, 2H), 2.06 (s, 3H), 2.05 (t, 2H), 2.00 (s, 3H), 1.13 (t, 3H). The remaining filtrate was carried forward to the next step without further manipulation.

Intermediate 6**3-(2,4-Dimethyl-1H-pyrrol-3-yl)propionic acid**

The filtrate from the previous step containing Intermediate 6 was treated with 30 mL 10 N NaOH and heated at reflux for 20 hours. An aliquot of the reaction mixture was acidified and evaporated to dryness. Complete hydrolysis/decarboxylation to the title compound was confirmed by ¹H NMR (DMSO-d₆) δ 9.86 (s, 1H), 6.18 (2, 2H), 2.42 (m, 2H), 2.03 (s, 3H), 1.93 (m, 2H), 1.87 (s, 3H). The reaction mixture was carried forward to the next step without further manipulation.

Intermediate 7**Methyl 3-(2,4-dimethyl-1H-pyrrol-3-yl)propionate**

The solution of Intermediate 6 from the previous step was concentrated at 60 C under reduced pressure to approximately 200 mL, cooled in an ice water bath and acidified to pH 2 using approximately 50 ml 50% H₂SO₄. The resulting mixture was filtered through a glass frit. The filtrate was extracted with 2 x 100 mL diethyl ether (Et₂O) and the residue was extracted with 3 x 100 mL Et₂O. The combined red organic extracts were washed with 2 x 100 mL water, transferred to a 2 L Erlenmeyer flask, and treated with stirring with 680 mL of an ethereal solution of diazomethane. After stirring 30 minutes at RT, excess diazomethane was quenched with glacial acetic acid (HOAc). The reaction mixture was extracted with 2 x 200 mL saturated aqueous sodium bicarbonate (NaHCO₃), dried over anhydrous magnesium sulfate (MgSO₄), filtered, and evaporated to afford 52.6 g of crude red oil. This was purified by bulb-to-bulb distillation at 145 C and 0.2 mm Hg pressure to afford the title compound (38.4 g, 211 mmol, 63% overall from Intermediate 3). ¹H NMR (DMSO-d₆) δ9.92 (s, 1H), 6.22 (s, 1H), 3.54 (s, 3H), 2.52 (t, 2H), 2.32 (t, 3H), 2.02 (s, 3H), 1.87 (s, 3H).

Intermediate 8**3-(5-Formyl-2,4-dimethyl-1H-pyrrol-3-yl)propionic acid**

To a dry 250 mL 3-necked, round-bottom flask was added anhydrous DMF (13.8 g, 189 mmol). This was cooled in an ice water bath and treated with POCl₃ (15.0 mL, 160 mmol) dropwise over 10 minutes. The mixture was diluted with 120 mL anhydrous 1,2-dichloroethane (DCE) and warmed to RT, producing a pale orange solution. The mixture was cooled to -10 C in an ice brine bath, at which point a precipitate formed. Intermediate 7 (14.5 g, 80.0 mmol) dissolved in 30 mL DCE was added dropwise over 10 minutes. The reaction mixture was removed from the cooling bath, stirred at RT for 10 minutes and then evaporated under reduced pressure at 30 C. The residue was transferred to a 2 L beaker using approximately 100 mL methanol (MeOH), treated with 800 mL 2 N NaOH, heated to 90 C and then allowed to cool to RT. The orange solution was extracted with 2 x 200 mL Et₂O, heated to 50 C, treated with activated charcoal, cooled to RT, and filtered through a pad of Celite. The filtrate was cooled in an ice water bath and acidified to pH 3 using approximately 120 mL 6 N HCl. The resulting solid was collected by suction filtration, washed with 3 x 40 mL water, and dried in air to afford 11.2 g, 57.0

mmol, 72% of the title compound as a brownish powder. ¹H NMR (DMSO-d₆) δ9.40 (s, 1H), 2.52 (t, 2H), 2.29 (t, 2H), 2.19 (s, 3H), 2.14 (s, 3H).

Intermediate 9

5 3-[2,4-Dimethyl-5-(2-oxo-1,2-dihydroindol-3-ylidenemethyl)-1H-pyrrol-3-yl]propionic acid

Intermediate 8 (11 g, 57 mmol) and oxindole (7.6 g, 57 mmol) were combined in a 200 mL round-bottom flask, slurried in 150 mL EtOH, treated with piperidine (8.5 mL, 86 mmol), and heated to reflux for 4 hours. The reaction mixture was cooled to RT, treated
10 with HOAc (14.4 mL, 250 mmol), returned briefly to reflux, cooled again and filtered. The orange solid was collected by suction filtration, washed with 100 mL hot 1:1 HOAc:EtOH followed by 100 mL hot EtOH, and dried in air to afford 15 g, 50 mmol, 87% of the title compound. ¹H NMR (DMSO-d₆) δ10.8 (s, 1H), 7.71 (d, 1H), 7.55 (s, 1H), 7.07 (t, 1H), 6.95 (t, 1H), 6.96 (d, 1H), 2.63 (t, 2H), 2.33 (t, 2H), 2.28 (s, 3H), 2.25
15 (s, 3H).

Intermediate 10

4-{3-[2,4-Dimethyl-5-(2-oxo-1,2-dihydroindol-3-ylidenemethyl)-1H-pyrrol-3-yl]-propionyl}-piperazine-1-carboxylic acid tert-butyl ester

20 Intermediate 9 (6.2 g, 20 mmol), *mono*-Boc piperazine (4.1 g, 22 mmol), and 1-hydroxy-7-azabenzotriazole (HOAT, 3.0 g, 22 mmol) were dissolved in 50 mL anhydrous DMF and treated with *N,N*-diisopropylethylamine (DIEA, 3.5 mL, 20 mmol) followed by benzotriazol-1-yl-oxy-trispyrrolidino-phosphonium hexafluorophosphate (PyBOP, 11.4 g, 22 mmol). The resulting mixture was stirred overnight at RT, depositing a yellow solid.
25 The solid was collected by suction filtration, washed with DMF and ACN and dried to afford 1.3 g of Intermediate 10. The filtrate was evaporated and fractionated by chromatography on 700 cc of silica gel using 5% MeOH in dichloromethane (DCM) eluent. Product-containing fractions were combined and evaporated, then digested in 100 mL ACN. After cooling to RT, the fine yellow solid was collected by suction filtration,
30 washed with 2 x 20 mL ACN, and dried to afford an additional 5.7 g of the title compound. In all, 7.0 g, 15 mmol, 75% of product was obtained. ¹H NMR (DMSO-d₆) δ10.7 (s, 1H), 7.70 (d, 1H), 7.55 (s, 1H), 7.07 (t, 1H), 6.95 (t, 1H), 6.84 (d, 1H), 3.41-3.19 (m, 8H), 2.62 (t, 2H), 2.43 (t, 2H), 2.28 (s, 3H), 2.24 (s, 3H), 1.35 (s, 9H). IS-MS, calcd. *m/z* for C₂₇H₃₄N₄O₄ [M]⁺: 478; obsd. 478.2.

Example 1**3-[3,5-dimethyl-4-(3-oxo-3-piperazin-1-yl-propyl)-1H-pyrrol-2-ylmethylene]-1,3-dihydroindol-2-one, trifluoroacetate**

Intermediate 10 (4.78 g, 10.0 mmol) was slurried in 20 mL DCM and treated at room temperature with 20 mL TFA. After 30 minutes the reaction mixture was evaporated under reduced pressure, then dissolved in 20 mL chloroform and re-evaporated two times. The residue was re-dissolved in 20 mL chloroform and added dropwise to 200 mL Et₂O. The resulting yellow solid was collected by suction filtration, washed with 3 x 20 mL Et₂O, and dried to afford 4.8 g, 9.7 mmol, 97% of the title compound. ¹H NMR (DMSO-d₆) δ 10.8 (s, 1H), 8.74 (br s, 2H), 7.71 (d, 1H), 7.56 (s, 1H), 7.07 (t, 1H), 6.96 (t, 1H), 6.85 (d, 1H), 3.62 (br s, 4H), 3.02 (br s, 4H), 2.62 (t, 2H), 2.5 (t, 2H), 2.28 (s, 3H), 2.25 (s, 3H). IS-MS, calcd. *m/z* for C₂₂H₂₆N₄O₂ [M+H]⁺: 379.2; obsd. 379.0.

Example 1a (Alternative preparation)**3-[3,5-dimethyl-4-(3-oxo-3-piperazin-1-yl-propyl)-1H-pyrrol-2-ylmethylene]-1,3-dihydroindol-2-one, trifluoroacetate**

Intermediate 9 (0.31 g, 1.0 mmol) was dissolved in 3 mL anhydrous DMF and treated with HOAT (0.14 g, 1.0 mmol) followed by *O*-(7-azabenzotriazol-1-yl)-*N,N,N',N'*-tetramethyluronium hexafluorophosphate (HATU, 0.38 g, 1.0 mmol). After stirring 10 minutes at RT, the reaction mixture was added to a solution of piperazine (0.17 g, 2.0 mmol) and stirred for two days. The reaction mixture was then fractionated by preparative reversed-phase HPLC. The appropriate fractions were combined and lyophilized to afford 0.16 g, 0.34 mmol, 34% of the title compound.

Example 2**3-[2,4-dimethyl-5-(2-oxo-1,2-dihydro-indol-3-ylidenemethyl)-1H-pyrrol-3-yl]-*N*-methyl-*N*-(2-methylaminoethyl)-propionamide, trifluoroacetate**

Intermediate 10 (0.062 g, 0.20 mmol) was dissolved in 0.67 mL anhydrous DMF and treated with HOAT (0.030 g, 0.22 mmol) and HATU (0.084 g, 0.22 mmol). After stirring at RT for 15 minutes, the activated acid was added to a vial containing a solution of *N,N'*-dimethylethylenediamine (0.043 mL, 0.40 mmol) in 0.50 mL anhydrous DMF. The reaction mixture was agitated overnight on an orbiting shaker, then diluted with 0.50 mL of 30% aqueous TFA, filtered, and fractionated by preparative reversed-phase HPLC. The appropriate fractions were combined and lyophilized to afford 0.005 g, 0.010 mmol,

5% of the title compound. IS-MS, calcd. m/z for $C_{22}H_{28}N_4O_2$ $[M+H]^+$: 381.2; obsd. 381.0.

Examples 3 to 24

5 In a manner similar to that described in Example 1a and 2, coupling of Intermediate 10 with other amines afforded the compounds of Examples 3 to 24.

Example 3

10 **3-[2,4-dimethyl-5-(2-oxo-1,2-dihydro-indol-3-ylidenemethyl)-1H-pyrrol-3-yl]-N-methyl-N-(3-methylaminopropyl)-propionamide, trifluoroacetate**

IS-MS, calcd. m/z for $C_{23}H_{30}N_4O_2$ $[M+H]^+$: 395.2; obsd. 395.0.

Example 4

15 **3-[2,4-dimethyl-5-(2-oxo-1,2-dihydro-indol-3-ylidenemethyl)-1H-pyrrol-3-yl]-N-methyl-N-(4-methylaminobutyl)-propionamide, trifluoroacetate**

IS-MS, calcd. m/z for $C_{24}H_{32}N_4O_2$ $[M+H]^+$: 409.3; obsd. 409.0.

Example 5

20 **3-[2,4-dimethyl-5-(2-oxo-1,2-dihydro-indol-3-ylidenemethyl)-1H-pyrrol-3-yl]-N-methyl-N-(5-methylaminopentyl)-propionamide, trifluoroacetate**

IS-MS, calcd. m/z for $C_{25}H_{34}N_4O_2$ $[M+H]^+$: 423.3; obsd. 423.2.

Example 6

25 **3-[2,4-dimethyl-5-(2-oxo-1,2-dihydro-indol-3-ylidenemethyl)-1H-pyrrol-3-yl]-N-methyl-N-(6-methylaminoethyl)-propionamide, trifluoroacetate**

IS-MS, calcd. m/z for $C_{26}H_{36}N_4O_2$ $[M+H]^+$: 437.3; obsd. 437.2.

Example 7

30 **3-[2,4-dimethyl-5-(2-oxo-1,2-dihydro-indol-3-ylidenemethyl)-1H-pyrrol-3-yl]-N-methyl-N-(7-methylaminoheptyl)-propionamide, trifluoroacetate**

IS-MS, calcd. m/z for $C_{27}H_{38}N_4O_2$ $[M+H]^+$: 451.3; obsd. 451.2.

Example 8

35 **3-[2,4-dimethyl-5-(2-oxo-1,2-dihydro-indol-3-ylidenemethyl)-1H-pyrrol-3-yl]-N-methyl-N-(8-methylaminoethyl)-propionamide, trifluoroacetate**

IS-MS, calcd. m/z for $C_{28}H_{40}N_4O_2$ $[M+H]^+$: 465.3; obsd. 465.2.

Example 9

3-[2,4-dimethyl-5-(2-oxo-1,2-dihydro-indol-3-ylidenemethyl)-1H-pyrrol-3-yl]-N-methyl-N-(9-methylaminononyl)-propionamide, trifluoroacetate

IS-MS, calcd. m/z for $C_{29}H_{42}N_4O_2$ $[M+H]^+$: 479.3; obsd. 479.2.

5

Example 10

3-[2,4-dimethyl-5-(2-oxo-1,2-dihydro-indol-3-ylidenemethyl)-1H-pyrrol-3-yl]-N-methyl-N-(10-methylaminodecyl)-propionamide, trifluoroacetate

IS-MS, calcd. m/z for $C_{30}H_{44}N_4O_2$ $[M+H]^+$: 493.4; obsd. 492.8.

10

Example 11

3-[2,4-dimethyl-5-(2-oxo-1,2-dihydro-indol-3-ylidenemethyl)-1H-pyrrol-3-yl]-N-methyl-N-(12-methylaminododecyl)-propionamide, trifluoroacetate

IS-MS, calcd. m/z for $C_{32}H_{48}N_4O_2$ $[M+H]^+$: 521.4; obsd. 520.8.

15

Example 12

3-[2,4-dimethyl-5-(2-oxo-1,2-dihydro-indol-3-ylidenemethyl)-1H-pyrrol-3-yl]-N-methyl-N-(4-methylaminobut-2-enyl)-propionamide, trifluoroacetate

IS-MS, calcd. m/z for $C_{24}H_{30}N_4O_2$ $[M+H]^+$: 407.2; obsd. 407.0.

20

Example 13

3-[2,4-dimethyl-5-(2-oxo-1,2-dihydro-indol-3-ylidenemethyl)-1H-pyrrol-3-yl]-N-methyl-N-(8-methylamino-3,6-dioxaoctyl)-propionamide, trifluoroacetate

IS-MS, calcd. m/z for $C_{26}H_{36}N_4O_4$ $[M+H]^+$: 469.3; obsd. 469.0.

25

Example 14

3-[2,4-dimethyl-5-(2-oxo-1,2-dihydro-indol-3-ylidenemethyl)-1H-pyrrol-3-yl]-N-methyl-N-(11-methylamino-3,6,9-trioxaundecyl)propionamide, trifluoroacetate

IS-MS, calcd. m/z for $C_{28}H_{40}N_4O_5$ $[M+H]^+$: 513.3; obsd. 512.8.

30

Example 15

3-[2,4-dimethyl-5-(2-oxo-1,2-dihydro-indol-3-ylidenemethyl)-1H-pyrrol-3-yl]-N-methyl-N-(3-methylaminomethylphenyl-methyl)propionamide, trifluoroacetate

IS-MS, calcd. m/z for $C_{28}H_{32}N_4O_2$ $[M+H]^+$: 457.3; obsd. 457.0.

35

Example 16

3-[2,4-dimethyl-5-(2-oxo-1,2-dihydro-indol-3-ylidenemethyl)-1H-pyrrol-3-yl]-N-methyl-N-(4-methylaminomethylphenyl-methyl)propionamide, trifluoroacetate

IS-MS, calcd. m/z for $C_{28}H_{32}N_4O_2$ $[M+H]^+$: 457.3; obsd. 457.2.

40

Example 17

3-[2,4-dimethyl-5-(2-oxo-1,2-dihydro-indol-3-ylidenemethyl)-1H-pyrrol-3-yl]-N-methyl-N-(3-methylaminomethylcyclohexyl-methyl)propionamide, trifluoroacetate

IS-MS, calcd. m/z for $C_{28}H_{38}N_4O_2$ $[M+H]^+$: 463.3; obsd. 463.0.

5

Example 18

3-[2,4-dimethyl-5-(2-oxo-1,2-dihydro-indol-3-ylidenemethyl)-1H-pyrrol-3-yl]-N-methyl-N-[2'-methylaminomethylbiphen-2-ylmethyl]propionamide, trifluoroacetate

IS-MS, calcd. m/z for $C_{34}H_{36}N_4O_2$ $[M+H]^+$: 533.3; obsd. 533.2.

10

Example 19

3-[2,4-dimethyl-5-(2-oxo-1,2-dihydro-indol-3-ylidenemethyl)-1H-pyrrol-3-yl]-N-methyl-N-(3-[4-(3-methylaminopropyl)-piperazin-1-yl]propyl)propionamide, trifluoroacetate

15 IS-MS, calcd. m/z for $C_{30}H_{44}N_6O_2$ $[M+H]^+$: 521.4; obsd. 521.2.

Example 20

3-[3,5-dimethyl-4-(3-oxo-3-piperidin-1-ylpropyl)-1H-pyrrol-2-ylmethylene]-1,3-dihydroindol-2-one, trifluoroacetate

20 IS-MS, calcd. m/z for $C_{23}H_{27}N_3O_2$ $[M+H]^+$: 378.2; obsd. 378.0.

Example 21

3-[3,5-dimethyl-4-[3-oxo-3-(piperidin-4-ylpropyl)piperidin-1-ylpropyl]-1H-pyrrol-2-ylmethylene]-1,3-dihydroindol-2-one, trifluoroacetate

25 IS-MS, calcd. m/z for $C_{31}H_{42}N_4O_2$ $[M+H]^+$: 503.3; obsd. 503.2.

Example 22

3-[3,5-dimethyl-4-[3-oxo-3-(4-ethyl)piperazin-1-ylpropyl]-1H-pyrrol-2-ylmethylene]-1,3-dihydroindol-2-one, trifluoroacetate

30 IS-MS, calcd. m/z for $C_{24}H_{30}N_4O_2$ $[M+H]^+$: 407.2; obsd. 407.0.

Example 23

3-[3,5-dimethyl-4-(3-oxo-3-homopiperazin-1-ylpropyl)-1H-pyrrol-2-ylmethylene]-1,3-dihydroindol-2-one, trifluoroacetate

35 IS-MS, calcd. m/z for $C_{23}H_{28}N_4O_2$ $[M+H]^+$: 393.2; obsd. 393.0.

Example 24

3-[3,5-dimethyl-4-[3-oxo-3-(1,4,10-trioxa-7,13-diazacyclopentadecan-1-yl)-1H-pyrrol-2-ylmethylene]-1,3-dihydroindol-2-one, trifluoroacetate

40 IS-MS, calcd. m/z for $C_{28}H_{38}N_4O_5$ $[M+H]^+$: 511.3; obsd. 511.0.

Following the methods of Examples 1a and 2, the following compounds are also prepared:

- 5-Bromo-3-[3,5-dimethyl-4-[3-oxo-3-(4-prop-2-yl)piperazin-1-ylpropyl]-1H-pyrrol-2-ylmethylene]-1,3-dihydroindol-2-one, trifluoroacetate and
- 5-bromo-3-[3,5-dimethyl-4-(3-oxo-3-[4-prop-2-yl]homopiperazin-1-ylpropyl)-1H-pyrrol-2-ylmethylene]-1,3-dihydroindol-2-one, trifluoroacetate.

Biological Assays

- 10 The ability of test compounds to inhibit receptor tyrosine kinases is demonstrated in the following assays.

Abbreviations

	HEPES	4-(2-hydroxyethyl)-1-piperazineethanesulfonic acid
	EDTA	Ethylenediaminetetraacetic acid
15	PDGF	Platelet Derived Growth Factor
	PDGFR	Platelet Derived Growth Factor Receptor
	VEGF	Vascular Endothelial Growth Factor
	VEGFR	Vascular Endothelial Growth Factor Receptor
	HEK cells	Human Embryonic Kidney cells
20	Flt-3	fms-related tyrosine kinase 3
	BSA	Bovine Serum Albumin
	AML	Acute Myeloid Leukemia
	ITD	Internal Tandem Duplication
	MTT	3-(4,5-dimethylthiazol-2-yl)-2,5-diphenyl tetrazolium bromide.
25	HUVEC	Human umbilical vein epithelial cells

Ca²⁺ Release Assay (FLIPR Assay)

- The binding of growth factors to their respective receptors leads to the autophosphorylation of the receptor. This is the first step in a signaling cascade that
- 30 results in the release of Ca²⁺ from internal stores and influx of extracellular Ca²⁺.

- The rise in intracellular Ca²⁺ is quantitated by loading cells with a fluorescent dye prior to stimulation with the growth factor and by subsequently assessing the fluorescent signal in a Fluorometric Image Plate Reader (FLIPR). A kinase inhibitor that can
- penetrate the cell membrane inhibits receptor autophosphorylation, hence, the Ca²⁺
- 35 release is reduced or ablated.

In order to determine the IC₅₀ of test compounds against the VEGFR in the FLIPR assay, HUVECs (Walkersville, MD) were used. For the determination of IC₅₀s against the PDGFR, a HEK cell line were used that expresses the human PDGFR. 40-50000 cells per well were plated in a 96 well plate. The cells were incubated for 3-4 hours to adhere to the

plate. Subsequently, the cells were washed twice in FLIPR buffer (1XHBS, 2mM CaCl₂, 10mM HEPES, pH7.4, 2.5 mM Probenecid, 0.1% BSA). After the second wash 50 μ L of the Ca²⁺ sensitive dye FLUO-3 (FLUO-3 (AM) TEF Labs, 50 μ g in 10mL FLIPR buffer) was added to the remaining 50 μ L buffer in each well. After loading the cells for one hour, the cells were washed twice and the test compounds were added in 50 μ L as a 2X solution to the 50 μ L of buffer in each well. The cells were incubated with the compounds for 30 minutes and then VEGF (40 ng/mL, BioSource International) for the VEGFR or PDGF (40 ng/mL, BioSource International) for the PDGFR was added. The change in fluorescence intensity was measured in a Fluorometric Image Plate Reader (FLIPR) (Molecular Devices).

Proliferation and Viability Assay (MTT)

The inhibition of mutant Flt-3 ITD is expected to affect the proliferation and viability of AML cells with this mutation. In order to assess the activity of test compounds an MTT proliferation and viability assay (Roche Molecular Biochemicals, Indianapolis, IN) was performed with an AML cell line called MV4-11. MV4-11 cells express Flt-3 ITD. 50,000 cells per well in 100 μ L of media were plated in a 96 well plate and were incubated with increasing concentrations of compound for 48 hours. After this incubation period, 10 μ L of the MTT labeling reaction was added for 4 hours. The MTT labeling reagent was metabolized by viable cells to formazan, an insoluble blue salt. To solubilize the formazan salt, 100 μ L of solubilization solution was added. The plate was incubated at 37 degrees Celsius for 24 hours and, then, the optical density of the wells was determined spectrophotometrically at 550 nm. The optical density of the solutions in the wells reflects the effect the compound has on the viability of the cells.

Immunoprecipitation/ Western (IP/Western)

The binding of growth factors to receptor tyrosine kinases like Flt-3 or PDGFR leads to the autophosphorylation of the receptors. The inhibition of autophosphorylation is the objective pursued with kinase inhibitors. By performing an IP/Western experiment the level of receptor autophosphorylation can be assessed directly.

5x10⁶ cells (HEK PDGFR cell line for PDGFR, HEK c-Kit for c-Kit, and THP-1, HL-60 or MV4-11 for Flt-3) were incubated for 30 minutes in 2.5 mL of culture media with a defined concentration of test compound. In order to stimulate receptor

autophosphorylation, growth factor (PDGF, SCF, or Flt-3 ligand respectively, 50 ng/mL, Biosource International, Camarillo, CA) was added for 5 minutes. The cells were then centrifuged and lysed in 500 μ L lysis buffer (50mM Tris pH 7.4, 1% NP-40, 150 mM NaCl, 1 mM EDTA, 1 mM Na₃V04). The lysate is centrifuged and 10 μ L of antibody
5 against the respective receptor was added to the supernatant (anti-PDGFR (P20), anti-c-Kit (C-19), and anti-Flt-3 (S18), Santa Cruz Biotechnology, Inc.). The immunocomplexes were isolated with Protein G beads (Sigma, St. Louis, MO) and PAGE was performed. A Western Blot was done using an antibody against phospho-tyrosine residues (4G10, Upstate Biotechnology, Lake Placid, NY). The intensity of the phospho-
10 tyrosine signal corresponding to various drug concentrations provides a way to determine the IC₅₀ of the test compound for the inhibition of autophosphorylation.

In general, the compounds exemplified herein have been found to exhibit an IC₅₀ of less than 10 μ M in one or more of the above assays.

15 Pharmacokinetics

To evaluate pharmacokinetics, male Sprague Dawley rats (CD strain, Charles River Laboratories, Wilmington, MA) were dosed with test compounds via intravenous (IV) administration, at 1 mg/kg concentration, and oral (PO) administration, at 10 mg/kg concentration. Blood samples were collected from animals pre-dose, and at 2, 5, 15, and
20 30 minutes, and at 1, 2, 4, 6, 8, and 24 hours post-dose. Plasma concentrations were determined by liquid chromatography-mass spectrometry (LC-MS) (MDS SCIEX API 4000, Applied Biosystems, Foster City, CA). Standard pharmacokinetic parameters were assessed by non-compartmental methods using the WinNonlin Version 3.2 software package (Pharsight, Mountain View, CA). Oral bioavailability was determined as the
25 ratio of the area under the curve (AUC) in the graph of plasma concentration versus time for PO administration to the corresponding quantity for IV administration. The oral bioavailability in rats, for example, of 3-[3,5-dimethyl-4-(3-oxo-3-piperazin-1-ylpropyl)-1H-pyrrol-2-ylmethylene]-1,3-dihydroindol-2-one, determined by this method, was
30 50.6 %.

Comparative Assay Results

Table 1 lists assay results for two compounds of the invention, the compound of Example 1, 3-[3,5-dimethyl-4-(3-oxo-3-piperazin-1-yl-propyl)-1H-pyrrol-2-ylmethylene]-

- 1,3-dihydroindol-2-one, trifluoroacetate, and the compound of Example 22, 3-[3,5-dimethyl-4-[3-oxo-3-(4-ethyl)piperazin-1-ylpropyl]-1H-pyrrol-2-ylmethylene]-1,3-dihydroindol-2-one, trifluoroacetate. For comparison, Table 1 also lists assay results for two prior art compounds, 3-[2,4-dimethyl-5-(2-oxo-1,2-dihydroindol-3-ylidenemethyl)-1H-pyrrol-3-yl]propionic acid, identified as SU6668, and 3-(2,3-dimethylpyrrol-5-yl)methylene]-2-indolinone, identified as SU5416. The preparation of the former prior art compound is described above as intermediate 9. The latter compound was prepared as described in Sun et al., *J. Med. Chem.* 1998, Vol. 41, No. 14, pp 2588-2603. The ability of test compounds to inhibit mutant Flt-3 ITD was tested in the cytotoxicity assay.
- 10 Inhibition of the VEGFR and PDGFR kinases was tested in the Ca^{2+} FLIPR assay, except as indicated. As shown below the compounds of Examples 1 and 22 showed sub-micromolar activity in the Flt-3, VEGFR, and PDGFR assays.

Table 1

	Flt-3 EC₅₀ (μM)	VEGFR IC₅₀ (μM)	PDGFR IC₅₀ (μM)
This Invention			
Example 1	0.24	0.02	0.03 [#]
Example 22	0.22	0.03	0.09
Comparison Compounds			
SU6668	No activity [*]	No activity ^{**}	No activity ^{** #}
SU5416	~1-10	0.05	0.06

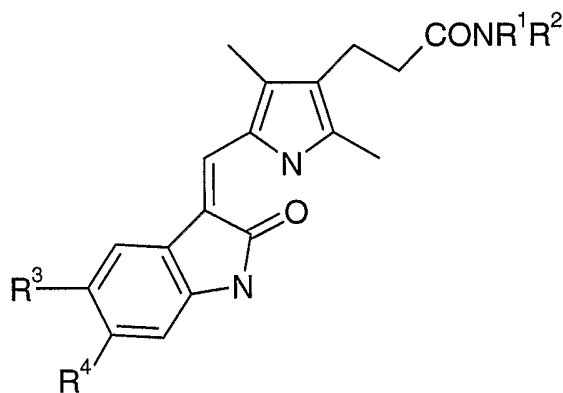
* Highest concentration tested 10 μm

15 ** Highest concentration tested 1 μm

Immunoprecipitation/Western (IP) assay

CLAIMS

1. A compound of formula (I)



(I)

wherein:

- (i) R^1 represents a hydrogen atom or a (1-4C)alkyl group; and R^2 represents a group of formula $-A^1-NR^5R^6$ in which each of R^5 and R^6 independently represents a hydrogen atom or a (1-4C)alkyl group and A^1 represents $(CH_2)_m$, $(CH_2)_n-A^2-(CH_2)_p$ or $(CH_2CH_2O)_qCH_2CH_2$ in which m is an integer of from 2 to 10, each of n and p is an integer of from 1 to 6, A^2 is $CH=CH$, phenylene, biphenylene, cyclohexylene or piperazinylenes and q is 1, 2 or 3;
- (ii) R^1 and R^2 together represent $-A^3-NR^7-A^4-$ in which each of A^3 and A^4 independently represents $(CH_2)_r$ or $(CH_2CH_2O)_sCH_2CH_2$ in which r is an integer of from 2 to 6, s is 1, 2 or 3, and R^7 represents a hydrogen atom or a (1-4C)alkyl group;
- (iii) R^1 and R^2 together with the nitrogen atom to which they are attached represent a piperidiny group, which piperidiny group bears a substituent of formula $-A^5-R^8$ at the 4 position, in which A^5 represents (1-4C)alkylene and R^8 represents piperidin-4-yl; or
- (iv) R^1 and R^2 together with the nitrogen atom to which they are attached represent a pyrrolidiny, piperidiny or morpholino group; and
- R^3 and R^4 each independently represents a hydrogen atom, a halogen atom, a (1-4C)alkyl group, a (1-4C)alkoxy group, a phenyl group which is unsubstituted or substituted by one or two substituents selected independently from a halogen atom, a (1-4C)alkyl group and a (1-4C)alkoxy group, a group of formula $R^8S(O)_2NR^9-$, a group of formula $R^{10}N(R^{11})S(O)_2-$, a group of formula $R^{12}C(O)N(R^{13})-$ or a group of formula $R^{14}N(R^{15})C(O)-$ in which each of R^8 , R^{10} , R^{12} and R^{14} independently represents a

(1-4C)alkyl group or a phenyl group which is unsubstituted or substituted by one or two substituents selected independently from a halogen atom, a (1-4C)alkyl group and a (1-4C)alkoxy group, and each of R^9 , R^{11} , R^{13} and R^{15} independently represents a hydrogen atom or a (1-4C)alkyl group;

5 or a pharmaceutically-acceptable salt thereof.

2. A compound as claimed in Claim 1, wherein:

(i) R^1 represents a hydrogen atom or a (1-4C)alkyl group; and R^2 represents a group of formula $-A^1-NR^5R^6$ in which each of R^5 and R^6 independently represents a
 10 hydrogen atom or a (1-4C)alkyl group and A^1 represents $(CH_2)_m$, $(CH_2)_n-A^2-(CH_2)_p$ or $(CH_2CH_2O)_qCH_2CH_2$ in which m is an integer of from 2 to 10, each of n and p is an integer of from 1 to 6, A^2 is $CH=CH$, phenylene, biphenylene, cyclohexylene or piperazinylene and q is 1, 2 or 3;

(ii) R^1 and R^2 together represent $-A^3-NR^7-A^4-$ in which each of A^3 and A^4
 15 independently represents $(CH_2)_r$ or $(CH_2CH_2O)_sCH_2CH_2$ in which r is an integer of from 2 to 6, s is 1, 2 or 3, and R^7 represents a hydrogen atom or a (1-4C)alkyl group; or

(iii) R^1 and R^2 together with the nitrogen atom to which they are attached represent a piperidinyl group, which piperidinyl group bears a substituent of formula
 - A^5-R^8 at the 4 position, in which A^5 represents (1-4C)alkylene and R^8 represents
 20 piperidin-4-yl.

3. A compound as claimed in Claim 2, in which

(i) R^1 represents a methyl group; and R^2 represents a group of formula $-A^1-NR^5R^6$
 in which R^5 represents a hydrogen atom, R^6 represents a methyl group and A^1 represents
 25 $(CH_2)_m$, in which m is 2, 3, 4, 5, 6, 7, 8, 9 or 10; $(CH_2)_n-A^2-(CH_2)_p$ in which n and p are each 1 and A^2 is $CH=CH$, phenyl-1,3-ene, phenyl-1,4-ene, biphenyl-2,2'-ene or cyclohex-1,3-ylene; $(CH_2)_n-A^2-(CH_2)_p$ in which n and p are each 2 and A^2 is piperazin-1,4-ylene; or $(CH_2CH_2O)_qCH_2CH_2$ in which q is 2 or 3;

(ii) R^1 and R^2 together represent $-(CH_2)_2-NH-(CH_2)_2-$, $-(CH_2)_2-N(CH_3)-(CH_2)_2-$,
 30 $-(CH_2)_2-N(CH_2CH_3)-(CH_2)_2-$, $-(CH_2)_2-NH-(CH_2)_3-$,
 $-(CH_2CH_2O)_2CH_2CH_2-NH-(CH_2CH_2O)CH_2CH_2-$; or

(iii) R^1 and R^2 together with the nitrogen atom to which they are attached represent a piperidinyl group, which piperidinyl group bears a substituent of formula

-A⁵-R⁸ at the 4 position, in which A⁵ represents propylene and R⁸ represents piperidin-4-yl.

4. A compound as claimed in Claim 3, in which A¹ represents (CH₂)_m or
5 CH₂-CH=CH-CH₂, in which *m* is 2, 3 or 4.

5. A compound as claimed in Claim 1, in which R¹ and R² together represent
-A³-NR⁷-A⁴- in which each of A³ and A⁴ independently represents (CH₂)_r or
(CH₂CH₂O)_sCH₂CH₂ in which *r* is an integer of from 2 to 6, and *s* is 1, 2 or 3, and R⁷
10 represents a hydrogen atom or a (1-4C)alkyl group.

6. A compound as claimed in Claim 5, in which R¹ and R² together represent
-(CH₂)₂-NR⁷-(CH₂)₂- or -(CH₂)₂-NR⁷-(CH₂)₃-.

7. A compound as claimed in Claim 6, in which R¹ and R² together represent
15 -(CH₂)₂-NR⁷-(CH₂)₂-.

8. A compound as claimed in Claim 6 or 7, in which R⁷ represents hydrogen,
methyl, ethyl, propyl, prop-2-yl or butyl.

20

9. A compound as claimed in Claim 8, in which R⁷ represents hydrogen.

10. A compound as claimed in any one of Claims 1 to 9, in which R³ and R⁴
each independently represents a hydrogen atom, a bromine atom, CH₃C(O)NH, or
25 C₆H₅C(O)NH.

11. A compound as claimed in Claim 10, in which R³ and R⁴ each
independently represents a hydrogen atom.

30 12. A compound as claimed in Claim 1 in which

(i) R¹ represents a methyl group and R² represent a group of formula -A¹-NHCH₃
in which A¹ represents (CH₂)_m, CH₂CH=CHCH₂, CH₂-phenylene-CH₂, or
CH₂-cyclohexylene-CH₂, in which *m* is an integer of from 2 to 8; or

- (ii) R^1 and R^2 together represent $-(CH_2)_2-NH-(CH_2)_2-$, $-(CH_2)_2-N(CH_3)-(CH_2)_2-$, $-(CH_2)_2-N(CH_2CH_3)-(CH_2)_2-$ or $-(CH_2)_2-NH-(CH_2)_3-$; and
 R^3 and R^4 are each independently hydrogen.

5 13. A compound as claimed in Claim 12 in which:

(i) R^1 represents a methyl group and R^2 represent a group of formula $-A^1-NHCH_3$ in which A^1 represents $(CH_2)_m$, $CH_2CH=CHCH_2$, or $CH_2-(1,4\text{-phenylene})-CH_2$, in which m is 2 or 3; or

10 (ii) R^1 and R^2 together represent $-(CH_2)_2-NH-(CH_2)_2-$, $-(CH_2)_2-N(CH_3)-(CH_2)_2-$, $-(CH_2)_2-N(CH_2CH_3)-(CH_2)_2-$ or $-(CH_2)_2-NH-(CH_2)_3-$.

14. A compound as claimed in Claim 1, which is selected from:

3-[3,5-dimethyl-4-(3-oxo-3-piperazin-1-ylpropyl)-1H-pyrrol-2-ylmethylene]-1,3-dihydroindol-2-one;

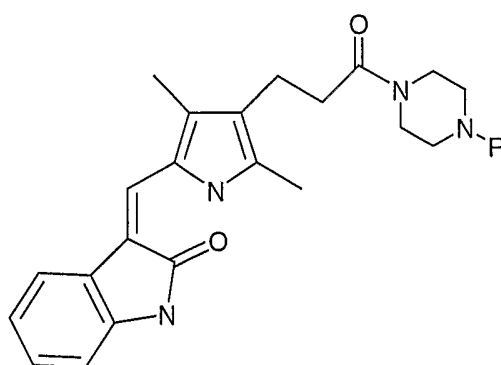
15 3-[3,5-dimethyl-4-[3-oxo-3-(4-ethyl)piperazin-1-ylpropyl]-1H-pyrrol-2-ylmethylene]-1,3-dihydroindol-2-one;

3-[3,5-dimethyl-4-(3-oxo-3-homopiperazin-1-ylpropyl)-1H-pyrrol-2-ylmethylene]-1,3-dihydroindol-2-one;

and pharmaceutically-acceptable salts thereof.

20

15. A compound of formula (Ia):



(Ia)

25 wherein R is hydrogen, methyl, or ethyl;

or a pharmaceutically-acceptable salt thereof.

16. A compound as claimed in Claim 15, which is selected from:

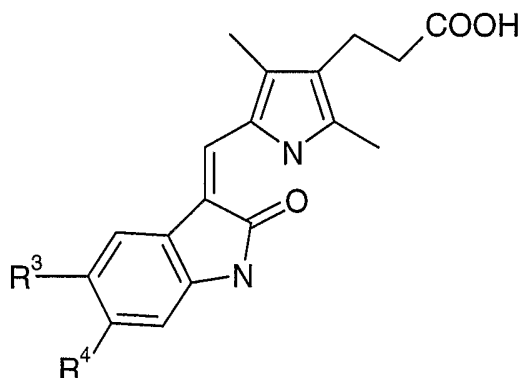
3-[3,5-dimethyl-4-(3-oxo-3-piperazin-1-ylpropyl)-1H-pyrrol-2-ylmethylene]-1,3-dihydroindol-2-one;

5 3-[3,5-dimethyl-4-[3-oxo-3-(4-ethyl)piperazin-1-ylpropyl]-1H-pyrrol-2-ylmethylene]-1,3-dihydroindol-2-one;
and pharmaceutically-acceptable salts thereof.

17. A compound as claimed in Claim 16, which is 3-[3,5-dimethyl-4-(3-oxo-3-piperazin-1-ylpropyl)-1H-pyrrol-2-ylmethylene]-1,3-dihydroindol-2-one, or a
10 pharmaceutically-acceptable salt thereof.

18. A process for the preparation of a compound as claimed in any one of Claims 1 to 17 which comprises:

15 (a) reacting a compound of formula (II)



(II)

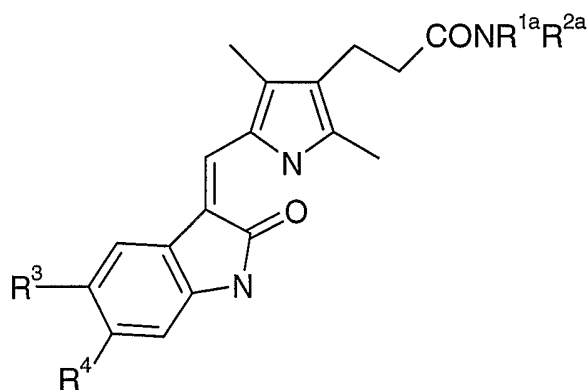
or a reactive derivative thereof, with a compound of formula (III)



(III)

or a salt thereof, in which R^1 , R^2 , R^3 and R^4 are as defined in Claim 1, or

(b) for a compound of formula (I) in which R^5 or R^7 represents a hydrogen atom, deprotecting a compound of formula (IV)



(IV)

in which R^{1a} and R^{2a} are as defined in Claim 1 for R¹ and R², except in that R⁵ or R⁷ is replaced with a group R^{5a} or R^{7a} respectively, in which R^{5a} and R^{7a} each represents an amine protecting group, and R³ and R⁴ are as defined Claim 1;

followed, if a pharmaceutically-acceptable salt is required, by forming a pharmaceutically-acceptable salt.

19. A pharmaceutical composition, which comprises a therapeutically-effective amount of a compound as claimed in any one of Claims 1 to 17, together with a pharmaceutically-acceptable diluent or carrier.

20. A compound as claimed in any one of Claims 1 to 17, for use in therapy.

21. Use of a compound as claimed in any one of Claims 1 to 17, for the manufacture of a medicament for the treatment of a condition responsive to a tyrosine kinase inhibitor.

22. A pharmaceutical composition for use in the treatment of a condition responsive to a tyrosine kinase inhibitor, which comprises a compound as claimed in any one of Claims 1 to 17.

23. A method of treating a condition responsive to a tyrosine kinase inhibitor, which comprises administering to a patient in need of treatment a therapeutically-effective amount of a compound as claimed in any one of Claims 1 to 17.

INTERNATIONAL SEARCH REPORT

International Application No

PCT/US 02/41252

A. CLASSIFICATION OF SUBJECT MATTER

IPC 7 C07D403/14 A61K31/404 A61K31/4166 A61K31/437 A61P35/00
 //(C07D403/14,241:00,209:00,207:00)

According to International Patent Classification (IPC) or to both national classification and IPC

B. FIELDS SEARCHED

Minimum documentation searched (classification system followed by classification symbols)

IPC 7 C07D A61K

Documentation searched other than minimum documentation to the extent that such documents are included in the fields searched

Electronic data base consulted during the international search (name of data base and, where practical, search terms used)

EPO-Internal, CHEM ABS Data

C. DOCUMENTS CONSIDERED TO BE RELEVANT

Category *	Citation of document, with indication, where appropriate, of the relevant passages	Relevant to claim No.
X	<p>WO 99 61422 A (SUGEN INC) 2 December 1999 (1999-12-02) cited in the application Compound SU6668 claims 1-23</p> <p style="text-align: center;">--- -/--</p>	1

☒ Further documents are listed in the continuation of box C.

☒ Patent family members are listed in annex.

* Special categories of cited documents :

A document defining the general state of the art which is not considered to be of particular relevance

E earlier document but published on or after the international filing date

L document which may throw doubts on priority claim(s) or which is cited to establish the publication date of another citation or other special reason (as specified)

O document referring to an oral disclosure, use, exhibition or other means

P document published prior to the international filing date but later than the priority date claimed

T later document published after the international filing date or priority date and not in conflict with the application but cited to understand the principle or theory underlying the invention

X document of particular relevance; the claimed invention cannot be considered novel or cannot be considered to involve an inventive step when the document is taken alone

Y document of particular relevance; the claimed invention cannot be considered to involve an inventive step when the document is combined with one or more other such documents, such combination being obvious to a person skilled in the art.

* & * document member of the same patent family

Date of the actual completion of the international search

17 March 2003

Date of mailing of the international search report

04/04/2003

Name and mailing address of the ISA

European Patent Office, P.B. 5818 Patentlaan 2
 NL - 2280 HV Rijswijk
 Tel. (+31-70) 340-2040, Tx. 31 651 epo nl,
 Fax: (+31-70) 340-3016

Authorized officer

Goss, I

INTERNATIONAL SEARCH REPORT

International Application No

PCT/US 02/41252

C.(Continuation) DOCUMENTS CONSIDERED TO BE RELEVANT

Category *	Citation of document, with indication, where appropriate, of the relevant passages	Relevant to claim No.
X	SUN ET AL: "Synthesis and Biological Evaluation of 3-Substituted Indolin-2-ones: A novel Class of Tyrosine Kinase Inhibitors That Exhibit Selectivity toward Particular Receptor Tyrosine Kinases" JOURNAL OF MEDICINAL CHEMISTRY, AMERICAN CHEMICAL SOCIETY. WASHINGTON, US, vol. 41, no. 14, July 1998 (1998-07), pages 2588-2603, XP002122185 ISSN: 0022-2623 page 2591, left-hand column -page 2595, left-hand column; tables 1,2 -----	1
A	TRAXLER P M: "Protein tyrosine kinase inhibitors in cancer treatment" EXP.OPIN.THER.PATENTS, vol. 7, no. 6, 1997, XP002234967 the whole document -----	1-23

INTERNATIONAL SEARCH REPORT

International application No.
PCT/US 02/41252

Box I Observations where certain claims were found unsearchable (Continuation of item 1 of first sheet)

This International Search Report has not been established in respect of certain claims under Article 17(2)(a) for the following reasons:

1. ☒ Claims Nos.:
because they relate to subject matter not required to be searched by this Authority, namely:

Although claim 23 is directed to a method of treatment of the human/animal body, the search has been carried out and based on the alleged effects of the compound/composition.
2. ☐ Claims Nos.:
because they relate to parts of the International Application that do not comply with the prescribed requirements to such an extent that no meaningful International Search can be carried out, specifically:
3. ☐ Claims Nos.:
because they are dependent claims and are not drafted in accordance with the second and third sentences of Rule 6.4(a).

Box II Observations where unity of invention is lacking (Continuation of item 2 of first sheet)

This International Searching Authority found multiple inventions in this international application, as follows:

1. ☐ As all required additional search fees were timely paid by the applicant, this International Search Report covers all searchable claims.
2. ☐ As all searchable claims could be searched without effort justifying an additional fee, this Authority did not invite payment of any additional fee.
3. ☐ As only some of the required additional search fees were timely paid by the applicant, this International Search Report covers only those claims for which fees were paid, specifically claims Nos.:
4. ☐ No required additional search fees were timely paid by the applicant. Consequently, this International Search Report is restricted to the invention first mentioned in the claims; it is covered by claims Nos.:

Remark on Protest

- ☐ The additional search fees were accompanied by the applicant's protest.
- ☐ No protest accompanied the payment of additional search fees.

INTERNATIONAL SEARCH REPORT

Information on patent family members

International Application No

PCT/US 02/41252

Patent document cited in search report		Publication date	Patent family member(s)	Publication date
WO 9961422	A	02-12-1999	AU 4410299 A	13-12-1999
			BR 9910792 A	29-01-2002
			CA 2314156 A1	02-12-1999
			CN 1311775 T	05-09-2001
			EP 1082305 A1	14-03-2001
			HU 0103617 A2	28-02-2002
			JP 2002516310 T	04-06-2002
			NO 20005916 A	29-01-2001
			PL 344477 A1	05-11-2001
			SK 18062000 A3	11-06-2001
			TR 200003514 T2	21-05-2002
			WO 9961422 A1	02-12-1999
			US 6395734 B1	28-05-2002
