

[54] SCALE

[75] Inventor: Marten F. Elkerbout, Peize, Netherlands

[73] Assignee: U.S. Philips Corporation, New York, N.Y.

[**] Term: 14 Years

[21] Appl. No.: 593,148

[22] Filed: Mar. 26, 1984

[30] Foreign Application Priority Data

Oct. 3, 1983 [XH] Hague 58306-00

[52] U.S. Cl. D10/91

[58] Field of Search D10/87-94; 177/210 R, 177, 178, DIG. 3, 210 C, 210 EM, 179, 25

[56] References Cited

U.S. PATENT DOCUMENTS

- D. 251,235 3/1979 Joss D10/91
- D. 260,973 9/1981 Lawing D10/91
- D. 267,554 1/1983 Swinstead D10/91 X

- D. 268,334 3/1983 Harbers D10/91
- D. 275,558 9/1984 Pearson D10/91
- 3,547,212 12/1970 Grusin 177/178
- 4,082,153 4/1978 Provi 177/DIG. 3

OTHER PUBLICATIONS

Toledo Scale Flyer-1/28/81-"The Prospectors" Scale. New Equip. Digest-8/81-p. 42-Scale at top-center. Industrial Equip. News-3/78-p.-S-12-Scale at center. Hong Kong Enterprises-10/81-p. 297-Scales at top.

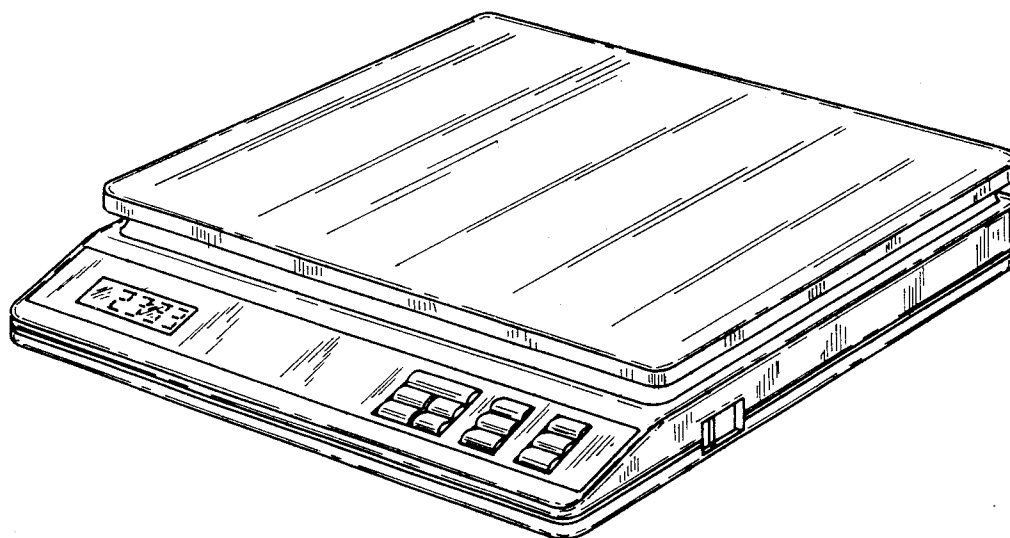
Primary Examiner-Nelson C. Holtje
Attorney, Agent, or Firm-Rolf E. Schneider

[57] CLAIM

The ornamental design for a scale, as shown.

DESCRIPTION

FIG. 1 is a front, top and right side perspective view of a scale showing my new design; FIG. 2 is a front elevational view thereof; FIG. 3 is a rear elevational view thereof; FIG. 4 is a right side elevational view thereof; FIG. 5 is a left side elevational view thereof; FIG. 6 is a top plan view thereof; and FIG. 7 is a bottom plan view thereof.



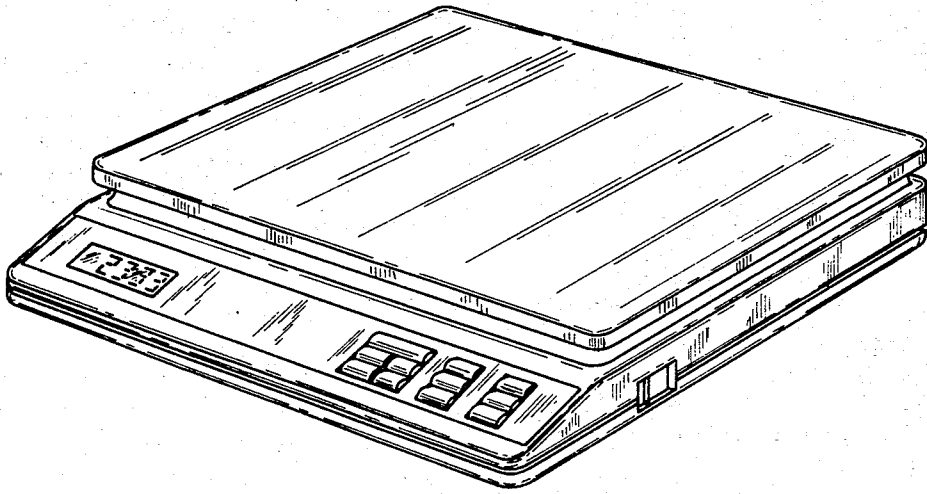


FIG. 1

FIG. 2




FIG. 3



FIG. 4




FIG. 5



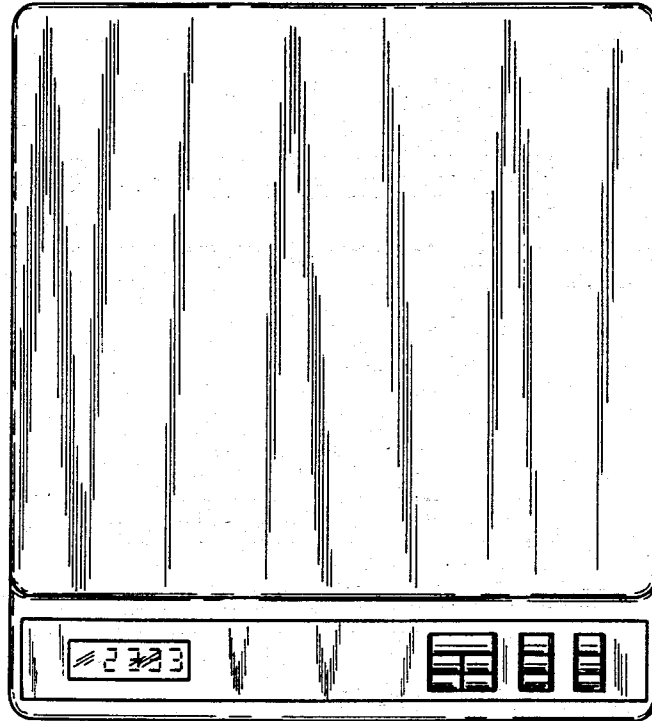


FIG. 6

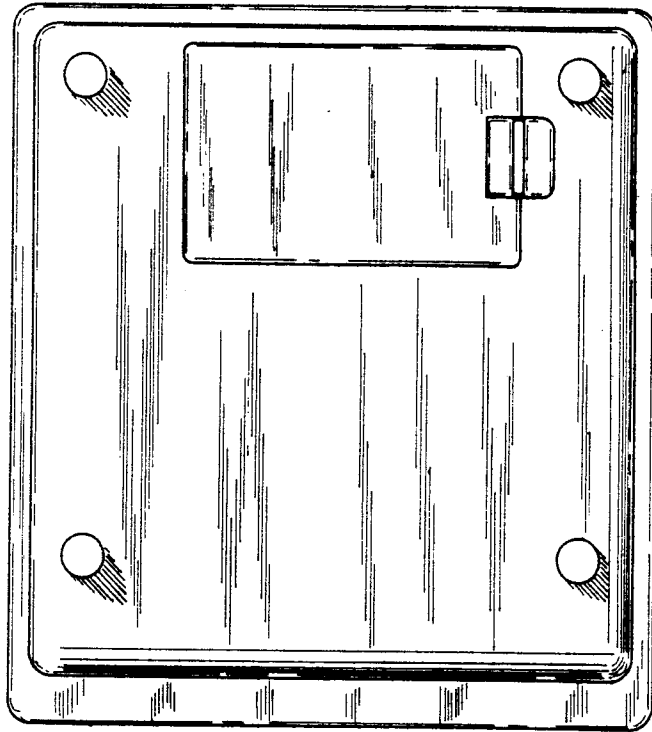


FIG. 7