

(19) World Intellectual Property
Organization
International Bureau



(43) International Publication Date
28 October 2004 (28.10.2004)

PCT

(10) International Publication Number
WO 2004/093064 A1

(51) International Patent Classification⁷: **G11B 7/004**

(21) International Application Number:
PCT/KR2004/000202

(22) International Filing Date: 4 February 2004 (04.02.2004)

(25) Filing Language: English

(26) Publication Language: English

(30) Priority Data:
10-2003-0012114
26 February 2003 (26.02.2003) KR

(71) Applicant (for all designated States except US): **LG ELECTRONICS INC.** [KR/KR]; 20, Yoido-dong, Youngdungpo-gu, Seoul 150-010 (KR).

(72) Inventors; and

(75) Inventors/Applicants (for US only): **SEO, Kang Soo** [KR/KR]; 606-503, Chowon Hanyang Apt., 897-5 Pyoungan-dong, Dongan-gu, Anyang, Kyunggi-do 431-075 (KR). **KIM, Byung Jin** [KR/KR]; 111-204, Hansol Chungu APT., 110, Jeongja-dong, Bundang-gu, Sungnam, Kyunggi-do 463-010 (KR).

(74) Agent: **PARK, Lae Bong**; 1Fl., Dongun Bldg., 413-4 Dogaok 2-dong, Kangnam-gu, Seoul 135-272 (KR).

(81) Designated States (unless otherwise indicated, for every kind of national protection available): AE, AG, AL, AM, AT, AU, AZ, BA, BB, BG, BR, BW, BY, BZ, CA, CH, CN, CO, CR, CU, CZ, DE, DK, DM, DZ, EC, EE, EG, ES, FI, GB, GD, GE, GH, GM, HR, HU, ID, IL, IN, IS, JP, KE, KG, KP, KR, KZ, LC, LK, LR, LS, LT, LU, LV, MA, MD, MG, MK, MN, MW, MX, MZ, NA, NI, NO, NZ, OM, PG, PH, PL, PT, RO, RU, SC, SD, SE, SG, SK, SL, SY, TJ, TM, TN, TR, TT, TZ, UA, UG, US, UZ, VC, VN, YU, ZA, ZM, ZW.

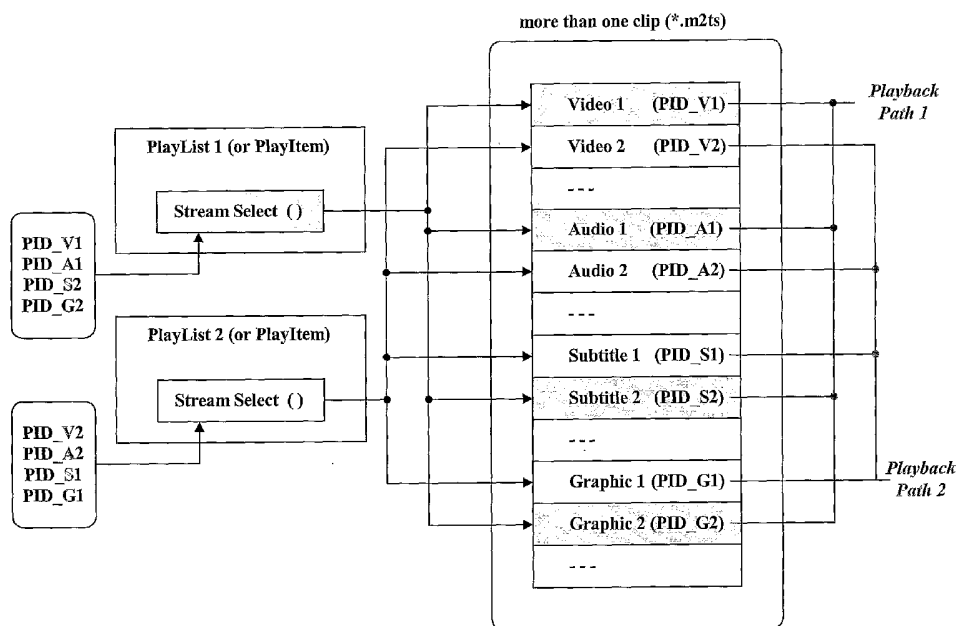
(84) Designated States (unless otherwise indicated, for every kind of regional protection available): ARIPO (BW, GH, GM, KE, LS, MW, MZ, SD, SL, SZ, TZ, UG, ZM, ZW), Eurasian (AM, AZ, BY, KG, KZ, MD, RU, TJ, TM), European (AT, BE, BG, CH, CY, CZ, DE, DK, EE, ES, FI, FR, GB, GR, HU, IE, IT, LU, MC, NL, PT, RO, SE, SI, SK, TR), OAPI (BF, BJ, CF, CG, CI, CM, GA, GN, GQ, GW, ML, MR, NE, SN, TD, TG).

Published:

- with international search report
- with amended claims

[Continued on next page]

(54) Title: RECORDING MEDIUM HAVING DATA STRUCTURE FOR MANAGING REPRODUCTION OF DATA STREAMS RECORDED THEREON AND RECORDING AND REPRODUCING METHODS AND APPARATUSES



(57) Abstract: The data structure on the recording medium includes a navigation area storing at least one playitem in a playlist. The playitem includes a stream indication field indicating the data streams associated with the playitem. For example, the stream indication field indicates the packet identifiers of the data streams associated with the playitem.



For two-letter codes and other abbreviations, refer to the "Guidance Notes on Codes and Abbreviations" appearing at the beginning of each regular issue of the PCT Gazette.

DESCRIPTION

RECORDING MEDIUM HAVING DATA STRUCTURE FOR MANAGING REPRODUCTION OF DATA STREAMS RECORDED THEREON AND RECORDING AND REPRODUCING METHODS AND APPARATUSES

5

1. TECHNICAL FIELD

The present invention relates to a recording medium having a data structure for managing reproduction of data streams recorded thereon as well as methods and apparatuses for reproduction and
10 recording.

2. BACKGROUND ART

The standardization of new high-density read only and rewritable optical disks capable of recording large amounts of high-quality video and audio data has been progressing rapidly and
15 new optical disk related products are expected to be commercially available on the market in the near future. The Blu-ray Disc Rewritable (BD-RE) is one example of these new optical disks.

Fig. 1 illustrates the file structure of the BD-RE. The file structure or data structure provides for managing the reproduction
20 of the video and audio data recorded on the BD-RE. As shown, the data structure includes a root directory that contains at least one BDAV directory. The BDAV directory includes files such as 'info.bdav', 'menu.tidx', and 'mark.tidx', a PLAYLIST subdirectory in which playlist files (*.rpls and *.vpls) are stored,
25 a CLIPINF subdirectory in which clip information files (*.clpi) are stored, and a STREAM subdirectory in which MPEG2-formatted A/V stream clip files (*.m2ts) corresponding to the clip information files are stored. In addition to illustrating the data structure of the optical disk, Fig. 1 represents the areas of the optical

disk. For example, the general information file info.bdav is stored in a general information area or areas on the optical disk.

Because the BD-RE data structure and disk format as illustrated in Fig. 1 is well-known and readily available, only
5 a brief overview of the file structure will be provided in this disclosure.

As alluded to above, the STREAM directory includes MPEG2-formatted A/V stream files called clip files. The STREAM directory may also include a special type of clip referred to as
10 a bridge-clip A/V stream file. A bridge-clip file is used for making seamless connection between two or more presentation intervals selected in the clip files, and generally have a small data size compared to clip files. The A/V stream includes source packets of video and audio data. For example, a source packet of video data
15 includes a header and a transport packet. A source packet includes a source packet number, which is generally a sequentially assigned number that serves as an address for accessing the source packet. Transport packets include a packet identifier (PID). The PID identifies the sequence of transport packets to which a transport
20 packet belongs. Each transport packet in the sequence will have the same PID.

The CLIPINF directory includes a clip information file associated with each A/V stream file. The clip information file indicates, among other things, the type of A/V stream associated
25 therewith, sequence information, program information and timing information. The sequence information describes the arrival time basis (ATC) and system time basis (STC) sequences. For example, the sequence information indicates, among other things, the number of sequences, the beginning and ending time information for each
30 sequence, the address of the first source packet in each sequence and the PID of the transport packets in each sequence. A sequence of source packets in which the contents of a program is constant is called a program sequence. The program information indicates,

among other things, the number of program sequences, the starting address for each program sequence, and the PID(s) of transport packets in a program sequence.

The timing information is referred to as characteristic point information (CPI). One form of CPI is the entry point (EP) map. The EP map maps a presentation time stamp (e.g., on an arrival time basis (ATC) and/or a system time basis (STC)) to a source packet address (i.e., source packet number). The presentation time stamp (PTS) and the source packet number (SPN) are related to an entry point in the AV stream; namely, the PTS and its related SPN point to an entry point on the AV stream. The packet pointed to is often referred to as the entry point packet.

The PLAYLIST directory includes one or more playlist files. The concept of a playlist has been introduced to promote ease of editing/assembling clips for playback. A playlist file is a collection of playing intervals in the clips. Each playing interval is referred to as a playitem. The playlist file, among other things, identifies each playitem forming the playlist, and each playitem, among other things, is a pair of IN-point and OUT-point that point to positions on a time axis of the clip file (e.g., presentation time stamps on an ATC or STC basis). Expressed another way, the playlist file identifies playitems, each playitem points to a clip file or portion thereof and identifies the clip information file associated with the clip file. The clip information file is used, among other things, to map the playitems to the clip of source packets.

A playlist directory may include real playlists (*.rpls) and virtual playlists (*.vpls). A real playlist can only use clips and not bridge-clips. Namely, the real playlist is considered as referring to parts of clips, and therefore, conceptually considered equivalent in disk space to the referred to parts of the clips. A virtual playlist can use both clips and bridge-clips, and therefore, the conceptual considerations of a real playlist

do not exist with virtual playlists.

The info.bdav file is a general information file that provides general information for managing the reproduction of the A/V stream recorded on the optical disk. More specifically, the
5 info.bdav file includes, among other things, a table of playlists that identifies the file names of the playlist in the PLAYLIST directory of the same BDAV directory.

The menu.tidx, menu.tdt1 and menu.tdt2 files store information related to menu thumbnails. The mark.tidx, mark.tdt1
10 and mark.tdt2 files store information that relates to mark thumbnails. Because these files are not particularly relevant to the present invention, they will not be discussed further.

The standardization for high-density read-only optical disks such as the Blu-ray ROM (BD-ROM) is still under way. An effective
15 data structure for managing multiple component data recorded on the high-density read-only optical disk such as a BD-ROM is not yet available.

3. DISCLOSURE OF INVENTION

The recording medium according to the present invention
20 includes a data structure for managing reproduction of data streams recorded on the recording medium.

In one exemplary embodiment, a navigation area of the recording medium stores at least one playitem in a playlist. The playitem includes a stream indication field indicating the data
25 streams associated with the playitem. For example, a data area of the recording medium stores a plurality of data streams, and the stream indication field indicates which of the plurality of data streams are associated with the playitem.

In one exemplary embodiment, the data area stores the
30 plurality of data streams as packetized data streams, and each packet includes a packet identifier (PID). Here, the stream indication field indicates the PIDs of the data streams associated with the playitem.

In one exemplary embodiment, the data streams are elementary data streams, and the elementary data streams are stored as transport streams.

The plurality of data streams, for example, may include video data streams, audio data streams, graphics data streams and/or subtitle data streams.

The present invention further provides apparatuses and methods for recording and reproducing the data structure according to the present invention, and recording and reproducing data streams according to the present invention.

4. BRIEF DESCRIPTION OF DRAWINGS

The above features and other advantages of the present invention will be more clearly understood from the following detailed description taken in conjunction with the accompanying drawings, in which:

Fig. 1 illustrates the prior art file or data structure of a rewritable optical disk according to the Blu-ray Disc Rewritable (BD-RE) standard;

Fig. 2 illustrates an exemplary embodiment of a recording medium file or data structure according to the present invention;

Fig. 3 illustrates an example of a recording medium having the data structure of Fig. 2 stored thereon;

Fig. 4 illustrates a detailed embodiment of portions of the data structure in Fig. 1 and a method for managing still images of a high-density recording medium according to the present invention;

Fig. 5 illustrates a schematic diagram of a partial structure of an optical disc reproducing apparatus where the present invention is applied;

Fig. 6 illustrates a detailed block diagram of the VDP system in Fig. 5; and

Fig. 7 illustrates an embodiment of a recording and

reproducing apparatus according to the present invention.

5. MODES FOR CARRYING OUT THE INVENTION

In order that the invention may be fully understood, exemplary embodiments thereof will now be described with reference to the accompanying drawings.

A high-density recording medium such as a high density optical disk, for example, a Blu-Ray ROM (BD-ROM), BD-RE, etc. in accordance with the invention may have a file or data structure for managing reproduction of video and audio data as shown in Fig.

2. Some aspects of the data structure according to the present invention shown in Fig. 2 are the same as the well-known BD-RE standard, as such these aspects will be reviewed, but not described in great detail.

As shown in Fig. 2, the root directory contains at least one BD directory. The BD directory includes general files (not shown), a PLAYLIST directory in which playlist files (e.g., *.mpls) are stored, a CLIPINF directory in which clip information files (*.clpi) are stored, and a STREAM directory in which MPEG2-formatted A/V stream clip files (*.m2ts), corresponding to the clip information files, are stored.

The STREAM directory includes MPEG2-formatted A/V stream files called clip streams files or just clip files. The A/V stream includes source packets of video and audio data. For example, a source packet of video data includes a header and a transport packet. A source packet includes a source packet number, which is generally a sequentially assigned number that serves as an address for accessing the source packet. Transport packets include a packet identifier (PID). The PID identifies the sequence of transport packets to which a transport packet belongs. Each transport packet in the sequence will have the same PID.

The CLIPINF directory includes a clip information file associated with each A/V stream file. The clip information file

indicates, among other things, the type of A/V stream associated therewith, sequence information, program information and timing information. The sequence information describes the arrival time basis (ATC) and system time basis (STC) sequences. For example, 5 the sequence information indicates, among other things, the number of sequences, the beginning and ending time information for each sequence, the address of the first source packet in each sequence and the PID of the transport packets in each sequence. A sequence of source packets in which the contents of a program is constant 10 is called a program sequence. The program information indicates, among other things, the number of program sequences, the starting address for each program sequence, and the PID(s) of transport packets in a program sequence.

The timing information is referred to as characteristic point 15 information (CPI). One form of CPI is the entry point (EP) map. The EP map maps a presentation time stamp (e.g., on an arrival time basis (ATC) and/or a system time basis (STC)) to a source packet address (i.e., source packet number). The presentation time stamp (PTS) and the source packet number (SPN) are related to an entry 20 point in the AV stream; namely, the PTS and its related SPN point to an entry point on the AV stream. The packet pointed to is often referred to as the entry point packet.

The PLAYLIST directory includes one or more playlist files. The concept of a playlist has been introduced to promote ease of 25 editing/assembling clips (clip file and associated clip information file) for playback. A playlist file is a collection of playing intervals in the clip files. Each playing interval is referred to as a playitem. The playlist file, among other things, identifies each playitem forming the playlist, and each playitem, 30 among other things, is a pair of IN-point and OUT-point that point to positions on a time axis of the clip file (e.g., presentation time stamps on an ATC or STC basis). The playlist file may also include sub-playitems that also provide a pair of IN-point and

OUT-point that point to positions on a time axis of a clip file. Expressed another way, the playlist file identifies playitems and sub-playitems, each playitem or sub-playitem points to a clip file or portion thereof and identifies the clip information file

5 associated with the clip file. The clip information file is used, among other things, to map the playitems to the clip file of source packets. Playlists may also include playlist marks which point to specific places (e.g., a specific address) in a clip file

The general information files (not shown) provide general
10 information for managing the reproduction of the A/V streams recorded on the optical disk.

In addition to illustrating the data structure of the recording medium according to an embodiment of the present invention, Fig. 2 represents the areas of the recording medium.
15 For example, the general information files are recorded in one or more general information areas, the playlist directory is recorded in one or more playlist directory areas, each playlist in a playlist directory is recorded in one or more playlist areas of the recording medium, etc. Fig. 3 illustrates an example of a recording medium
20 having the data structure of Fig. 2 stored thereon. As shown, the recording medium includes a file system information area, a data base area and an A/V stream area. The data base area includes a general information file and playlist information area and a clip information area. The general information file and playlist
25 information area have the general information files recorded in a general information file area thereof, and the PLAYLIST directory and playlist files recorded in a playlist information area thereof. The clip information area has the CLIPINFO directory and associated clip information files recorded therein. The A/V stream area has
30 the A/V streams for the various titles recorded therein.

Video and audio data are typically organized as individual titles; for example, different movies represented by the video and audio data are organized as different titles. Furthermore, a title

may be organized into individual chapters in much the same way a book is often organized into chapters.

Because of the large storage capacity of the newer, high-density recording media such as BD-ROM and BD-RE optical disks, 5 different titles, various versions of a title or portions of a title may be recorded, and therefore, reproduced from the recording media. For example, video data representing different camera angles may be recorded on the recording medium. As another example, versions of title or portions thereof associated with different languages 10 may be recorded on the recording medium. As a still further example, a director's version and a theatrical version of a title may be recorded on the recording medium. Or, an adult version, young adult version and young child version (i.e., different parental control versions) of a title or portions of a title may be recorded on the 15 recording medium. Each version, camera angle, etc. represents a different reproduction path, and the video data in these instances is referred to as multiple reproduction path video data.

Because of the large storage capacity of the newer, high-density recording media such as BD-ROM still images or 20 pictures may be recorded and reproduced in an organized and/or user interactive fashion, for example, as slideshows.

Fig. 4 illustrates an embodiment of a data structure and method for managing data streams of a high-density recording medium such as a BD-ROM. As shown, various component or elementary data 25 streams such as video, audio, subtitle, and/or graphic data recorded on the BD-ROM may be stored and managed as clip files. The example embodiment of Fig. 4 further shows that the component data streams may also represent multiple reproduction paths such as a multi-story, multi-parental, multi-angle data stream, etc. 30 However, it should be understood that the data streams in the present invention may not necessarily represent multiple reproduction paths.

An elementary or component data stream comprises a series of

MPEG 2 transport stream packets. The video data, audio data, subtitle data, and/or graphic data may be recorded in the corresponding clip files in a multiplexed manner, in an interleaved manner, or sequentially. Each of the MPEG 2 transport stream packets has a unique packet ID (PID) for identifying the data that the packet delivers.

For example in Fig. 4, MPEG 2 transport stream packets carrying the first reproduction path video data and the second reproduction path video data have unique PID values 'PID_V1' and 'PID_V2', respectively. Likewise, MPEG 2 transport stream packets carrying the first reproduction path audio data and the second reproduction path audio data have unique PID values 'PID_A1' and 'PID_A2', respectively.

The MPEG 2 transport stream packets carrying the first reproduction path subtitle data and the second reproduction path subtitle data have unique PID values 'PID_S1' and 'PID_S2', respectively. Similarly, MPEG 2 transport stream packets carrying the first reproduction path graphic data and the second reproduction path graphic data have unique PID values 'PID_G1' and 'PID_G2', respectively.

The data streams may be associated with a plurality of playlists or playitems. For example, the association of the data streams with playlists and/or playitems may depend on the reproduction path, type of data in the data stream, etc. To this end, a playitem and/or playlist according to an embodiment of the present invention such as shown in Fig. 4 includes a stream indication field called stream select by which various data streams are associated with the playitem or playlist. Namely, the stream select field indicates the PID values of the component streams in a clip associated with the playitem and/or playlist. For example, Fig. 4 shows that for the first playitem or playlist (PlayList 1), the stream select field indicates the PID values 'PID_V1, PID_A1' of the first reproduction path video and audio streams and PID

values 'PID_S2, PID_G2' of the second reproduction path subtitle and graphic data streams. Fig. 4 also shows an example of the stream select field of a second playitem and or playlist (PlayList 2) that indicates the PID values 'PID_V2, PID_A2' of the second reproduction path video and audio streams and PID values 'PID_S1, PID_G1' of the first reproduction path subtitle and graphic data streams.

As demonstrated by Fig. 4, the stream select fields may indicate the component streams forming a reproduction path from multiple reproduction path data.

Fig. 5 illustrates a schematic diagram of a partial structure of an optical disc apparatus where the present invention may be applied. As shown, the optical disc apparatus includes an optical pickup 11 for reproducing data from the an optical disk. A VDP (Video Disc Play) system 12 controls the reproduction operation of the optical pickup 11 and demodulates the data reproduced by the optical pickup 11. The VDP system 12 produces an AV stream, which may also be fed to a D/A converter 13 to generate an analog version of the AV stream.

The VDP system 12 controls the optical pickup 11 and demodulates the reproduced data based on user input received from a user interface and the navigation and management information recorded on the optical disk in accordance with the present invention. For example, the VDP system 12 consults the navigation information recorded in the stream select field of the playitem and/or playlist.

Fig. 6 illustrates a detail block diagram of the VDP system 12 in Fig. 5. As shown, the VDP system 12 may comprise a PID filter 120, a video decoder 121, an audio decoder 122, a subtitle decoder 123, a graphic decoder 124, and a microprocessor 125. Upon receiving a request to play, for example, the first reproduction path data stream, the microprocessor 125 searches for the first playitem and/or playlist (PlayList 1) associated with the first

reproduction path and checks the PID values indicated by the stream select field of the located playitem and/or playlist.

Then, the microprocessor 125 sets up the PID filter 120 in such a way that the PID filter 120 filters the reproduced MPEG 2 transport packets to pass only those having PIDs indicated by the select stream field of the first playitem or playlist (e.g., PID_V1, PID_A1, PID_S2, PID_G2 as shown in Fig. 4). The extracted packets of, for example, video data, audio data, subtitle data, and graphic data are output to the video decoder 121, audio decoder 122, subtitle decoder 123, and graphic decoder 124, respectively.

The video decoder 121, audio decoder 122, subtitle decoder 123, and graphic decoder 124 output decoded data streams, thereby selectively playing the data streams indicated by the select stream field of the first playitem and/or playlist.

In another embodiment of the present invention, the stream select field of the playlist or playitem may contain a path number such as an angle number, a story number, a parental number, or etc. of a desired play-path instead of PID values.

According to at least one embodiment of the present invention, the stream select field may be used to specify or indicate one reproduction path from component data streams representing multiple reproduction paths. However, the present invention is not limited to multiple reproduction path applications.

Fig. 7 illustrates a schematic diagram of an embodiment of an optical disk recording and reproducing apparatus according to the present invention. As shown, an AV encoder 9 receives and encodes data (e.g., still image data, audio data, etc.). The AV encoder 9 outputs the encoded data along with coding information and stream attribute information. A multiplexer 8 multiplexes the encoded data based on the coding information and stream attribute information to create, for example, an MPEG-2 transport stream. A source packetizer 7 packetizes the transport packets from the multiplexer 8 into source packets in accordance with the

audio/video format of the optical disk. As shown in Fig. 7, the operations of the AV encoder 9, the multiplexer 8 and the source packetizer 7 are controlled by a controller 10. The controller 10 receives user input on the recording operation, and provides
5 control information to AV encoder 9, multiplexer 8 and the source packetizer 7. For example, the controller 10 instructs the AV encoder 9 on the type of encoding to perform, instructs the multiplexer 8 on the transport stream to create, and instructs the source packetizer 7 on the source packet format. The controller
10 10 further controls a drive 3 to record the output from the source packetizer 7 on the optical disk.

The controller 10 also creates the navigation and management information for managing reproduction of the data being recorded on the optical disk. For example, based on information received
15 via the user interface (e.g., instruction set saved on disk, provided over an intranet or internet by a computer system, etc.) the controller 10 controls the drive 3 to record one or more of the data structures of Figs. 2-4 on the optical disk.

During reproduction, the controller 10 controls the drive 3
20 to reproduce this data structure. Based on the information contained therein, as well as user input received over the user interface (e.g., control buttons on the recording and reproducing apparatus or a remote associated with the apparatus), the controller 10 controls the drive 3 to reproduce the data from the
25 optical disk. For example, as discussed above with respect to the embodiments of the present invention, data streams are reproduced based on reference to the select stream field of a playitem.

The reproduced source packets are received by a source depacketizer 4 and converted into a data stream (e.g., an MPEG-2
30 transport packet stream). A demultiplexer 5 demultiplexes the data stream into encoded data. An AV decoder 6 decodes the encoded data to produce the original data that was feed to the AV encoder 9. During reproduction, the controller 10 controls the operation of

the source depacketizer 4, demultiplexer 5 and AV decoder 6. The controller 10 receives user input on the reproducing operation, and provides control information to AV decoder 6, demultiplexer 5 and the source packetizer 4. For example, the controller 10
5 instructs the AV decoder 9 on the type of decoding to perform, instructs the demultiplexer 5 on the transport stream to demultiplex, and instructs the source depacketizer 4 on the source packet format.

While Fig. 7 has been described as a recording and reproducing
10 apparatus, it will be understood that only a recording or only a reproducing apparatus may be provided using those portions of Fig. 7 providing the recording or reproducing function.

The data structure for and method for managing data streams on a high-density optical disk in accordance with embodiments of
15 the present invention allows effective selection and reproduction of component data streams recorded on a high density recording medium such as a BD-ROM.

As apparent from the above description, the present invention provides methods and apparatuses for recording a data structure
20 on a high density recording medium for managing data streams recorded on the recording medium.

The above description further provides methods and apparatus for reproducing data streams recorded on a high density recording medium based on a data structure, also recorded on the high density
25 recording medium, for managing the reproduction of data streams.

While the invention has been disclosed with respect to a limited number of embodiments, those skilled in the art, having the benefit of this disclosure, will appreciate numerous modifications and variations there from. For example, while
30 described with respect to a Blu-ray ROM optical disk in several instances, the present invention is not limited to this standard of optical disk or to optical disks. It is intended that all such modifications and variations fall within the spirit and scope of

the invention.

CLAIMS

1. A recording medium having a data structure for managing reproduction of data streams recorded on the recording medium, comprising:

5 a navigation area storing at least one playitem in a playlist, the playitem including a stream indication field indicating the data streams associated with the playitem.

2. The recording medium of claim 1, wherein the stream indication field indicates packet identifiers (PIDs) of the data
10 streams in association with the playitem.

3. The recording medium of claim 1, further comprising:
a data area storing a plurality of data streams; and wherein the stream indication field indicates which of the plurality of data streams are associated with the playitem.

15 4. The recording medium of claim 3, wherein the data area stores the plurality of data streams as packetized data streams, and each packet includes a packet identifier (PID); and
the stream indication field indicates the PIDs of the data
20 streams associated with the playitem.

5. The recording medium of claim 4, wherein the data streams are elementary data streams.

6. The recording medium of claim 5, wherein the data area stores the elementary data streams as transport streams.

25 7. The recording medium of claim 6, wherein the data area stores the data streams multiplexed together.

8. The recording medium of claim 3, wherein the data streams are elementary data streams.

9. The recording medium of claim 8, wherein the data area
30 stores the elementary data streams as transport streams.

10. The recording medium of claim 9, wherein the data area

stores the data streams multiplexed together.

11. The recording medium of claim 3, wherein the data area stores the elementary data streams as transport streams.

12. The recording medium of claim 11, wherein the data area
5 stores the data streams multiplexed together.

13. The recording medium of claim 3, wherein the plurality of data streams include video data streams.

14. The recording medium of claim 13, wherein the plurality of data streams include video data streams and at least one of audio
10 data streams, graphics data streams and subtitle data streams.

15. A recording medium having a data structure for managing reproduction of data streams recorded on the recording medium, comprising:

a navigation area storing at least one playlist, the playlist
15 including at least one stream indication field indicating the data streams associated with the playlist.

16. The recording medium of claim 1, wherein the stream indication field indicates packet identifiers (PIDs) of the data streams in association with the playlist.

20 17. A method of recording a data structure for managing reproduction of data streams recorded on a recording medium, comprising:

recording at least one playitem in a playlist on the recording medium, the playitem including a stream indication field
25 indicating the data streams associated with the playitem.

18. A method of reproducing a data structure for managing reproduction of data streams recorded on a recording medium, comprising:

reproducing at least one playitem in a playlist from the
30 recording medium, the playitem including a stream indication field indicating the data streams associated with the playitem.

19. An apparatus for recording a data structure for managing reproduction of data streams on a recording medium, comprising:

a driver for driving an optical recording device to record data on the recording medium;

a controller for controlling the driver to record at least one playitem in a playlist on the recording medium, the playitem
5 including a stream indication field indicating the data streams associated with the playitem.

20. An apparatus for reproducing a data structure for managing reproduction of data streams recorded on a recording medium, comprising:

10 a driver for driving an optical reproducing device to reproduce data recorded on the recording medium;

a controller for controlling the driver to reproduce at least one playitem in a playlist from the recording medium, the playitem including a stream indication field indicating the data streams
15 associated with the playitem.

AMENDED CLAIMS

[received by the International Bureau on 24 June 2004 (24.06.04);
original claim 1, 17 and 20 amended (3 page)]

CLAIMS

1. A recording medium having a data structure for managing reproduction of data streams recorded on the recording medium, comprising:

5 a navigation area storing at least one playitem in a playlist, the playlist including a stream indication field indicating the data streams associated with the playitem.

2. The recording medium of claim 1, wherein the stream indication field indicates packet identifiers (PIDs) of the data
10 streams in association with the playitem.

3. The recording medium of claim 1, further comprising:
a data area storing a plurality of data streams; and wherein the stream indication field indicates which of the plurality of data streams are associated with the playitem.

15 4. The recording medium of claim 3, wherein the data area stores the plurality of data streams as packetized data streams, and each packet includes a packet identifier (PID); and

the stream indication field indicates the PIDs of the data
20 streams associated with the playitem.

5. The recording medium of claim 4, wherein the data streams are elementary data streams.

6. The recording medium of claim 5, wherein the data area stores the elementary data streams as transport streams.

25 7. The recording medium of claim 6, wherein the data area stores the data streams multiplexed together.

8. The recording medium of claim 3, wherein the data streams are elementary data streams.

9. The recording medium of claim 8, wherein the data area
30 stores the elementary data streams as transport streams.

10. The recording medium of claim 9, wherein the data area

stores the data streams multiplexed together.

11. The recording medium of claim 3, wherein the data area stores the elementary data streams as transport streams.

12. The recording medium of claim 11, wherein the data area
5 stores the data streams multiplexed together.

13. The recording medium of claim 3, wherein the plurality of data streams include video data streams.

14. The recording medium of claim 13, wherein the plurality of data streams include video data streams and at least one of audio
10 data streams, graphics data streams and subtitle data streams.

15. A recording medium having a data structure for managing reproduction of data streams recorded on the recording medium, comprising:

a navigation area storing at least one playlist, the playlist
15 including at least one stream indication field indicating the data streams associated with the playlist.

16. The recording medium of claim 1, wherein the stream indication field indicates packet identifiers (PIDs) of the data streams in association with the playlist.

20 17. A method of recording a data structure for managing reproduction of data streams recorded on a recording medium, comprising:

recording at least one playitem in a playlist on the recording medium, the playlist including a stream indication field
25 indicating the data streams associated with the playitem.

18. A method of reproducing a data structure for managing reproduction of data streams recorded on a recording medium, comprising:

reproducing at least one playitem in a playlist from the
30 recording medium, the playlist including a stream indication field indicating the data streams associated with the playitem.

19. An apparatus for recording a data structure for managing reproduction of data streams on a recording medium, comprising:

a driver for driving an optical recording device to record data on the recording medium;

a controller for controlling the driver to record at least one playitem in a playlist on the recording medium, the playlist
5 including a stream indication field indicating the data streams associated with the playitem.

20. An apparatus for reproducing a data structure for managing reproduction of data streams recorded on a recording medium, comprising:

10 a driver for driving an optical reproducing device to reproduce data recorded on the recording medium;

a controller for controlling the driver to reproduce at least one playitem in a playlist from the recording medium, the playlist including a stream indication field indicating the data streams
15 associated with the playitem.

FIG. 1

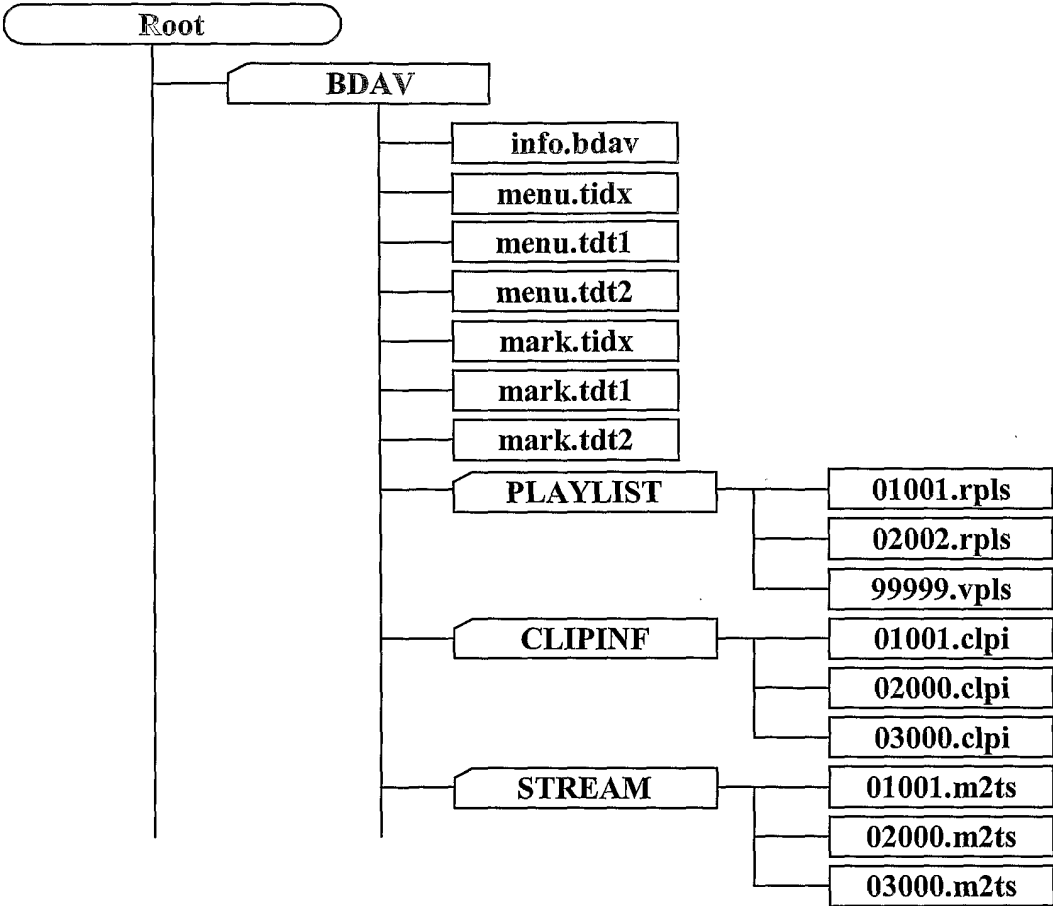


FIG. 2

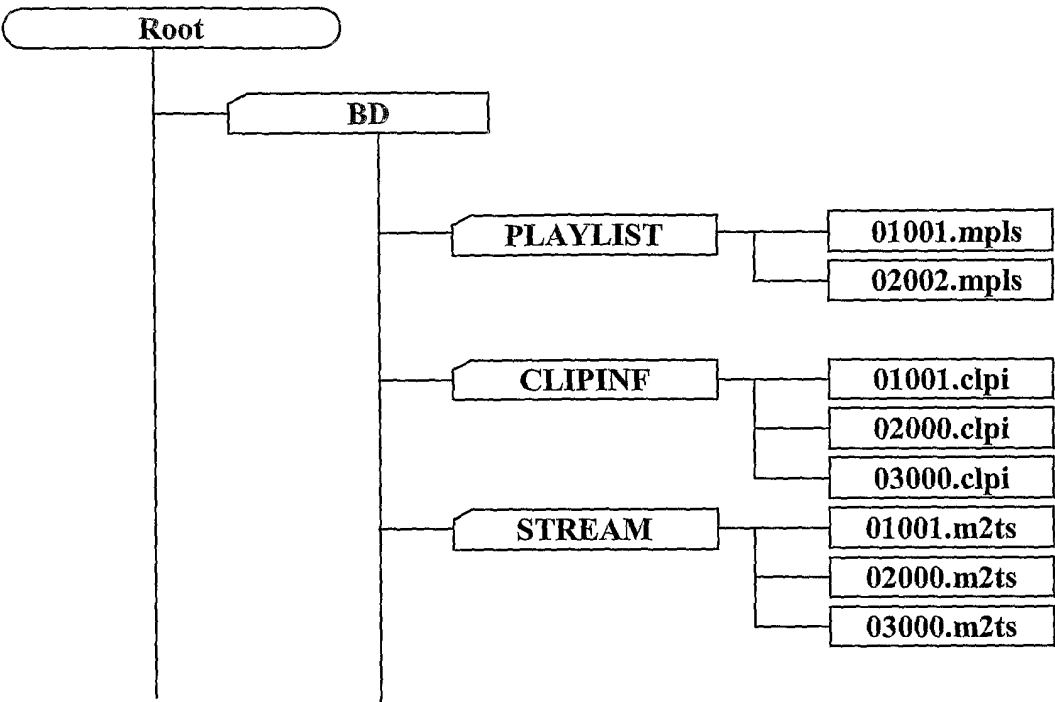
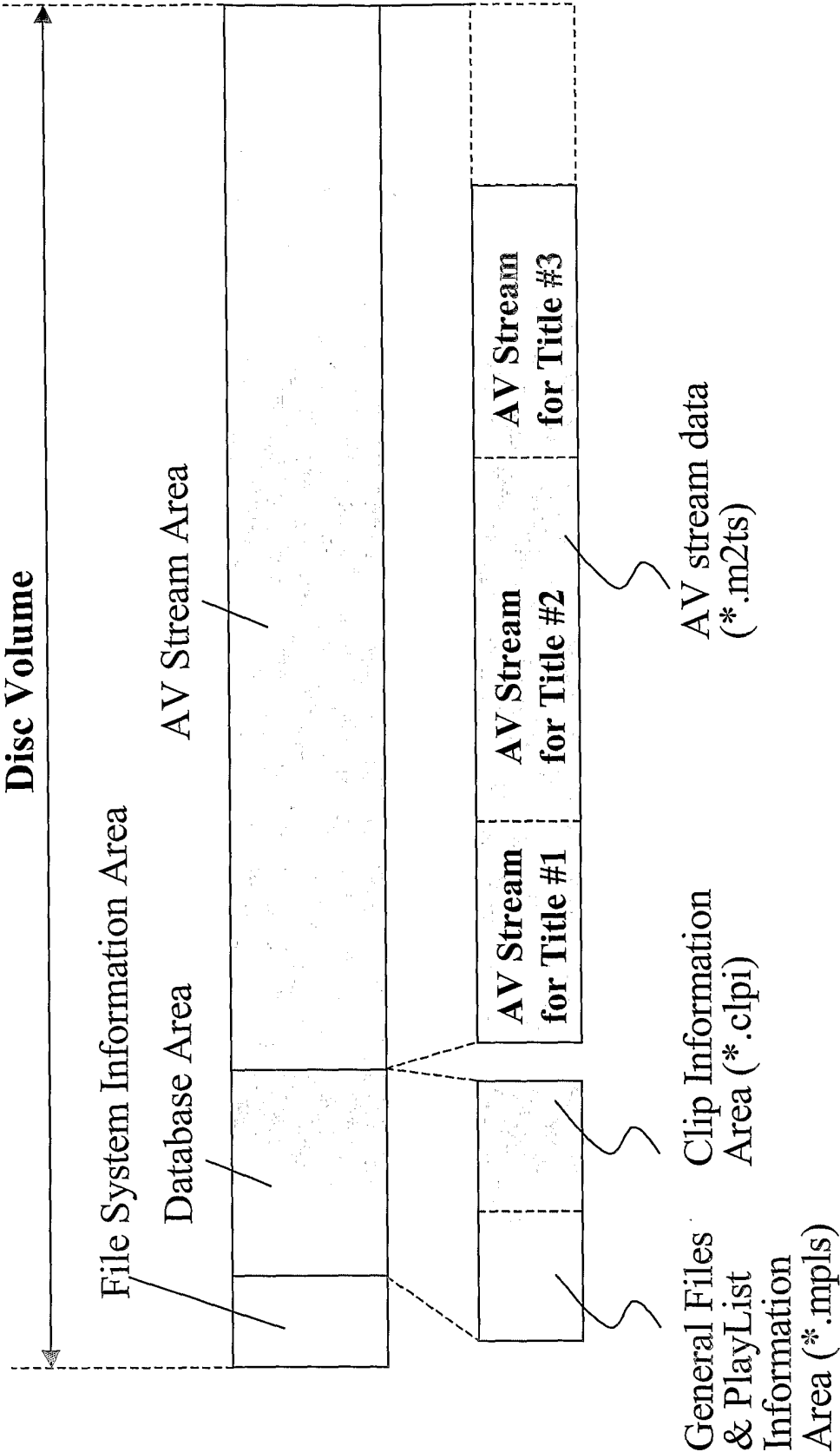


FIG. 3



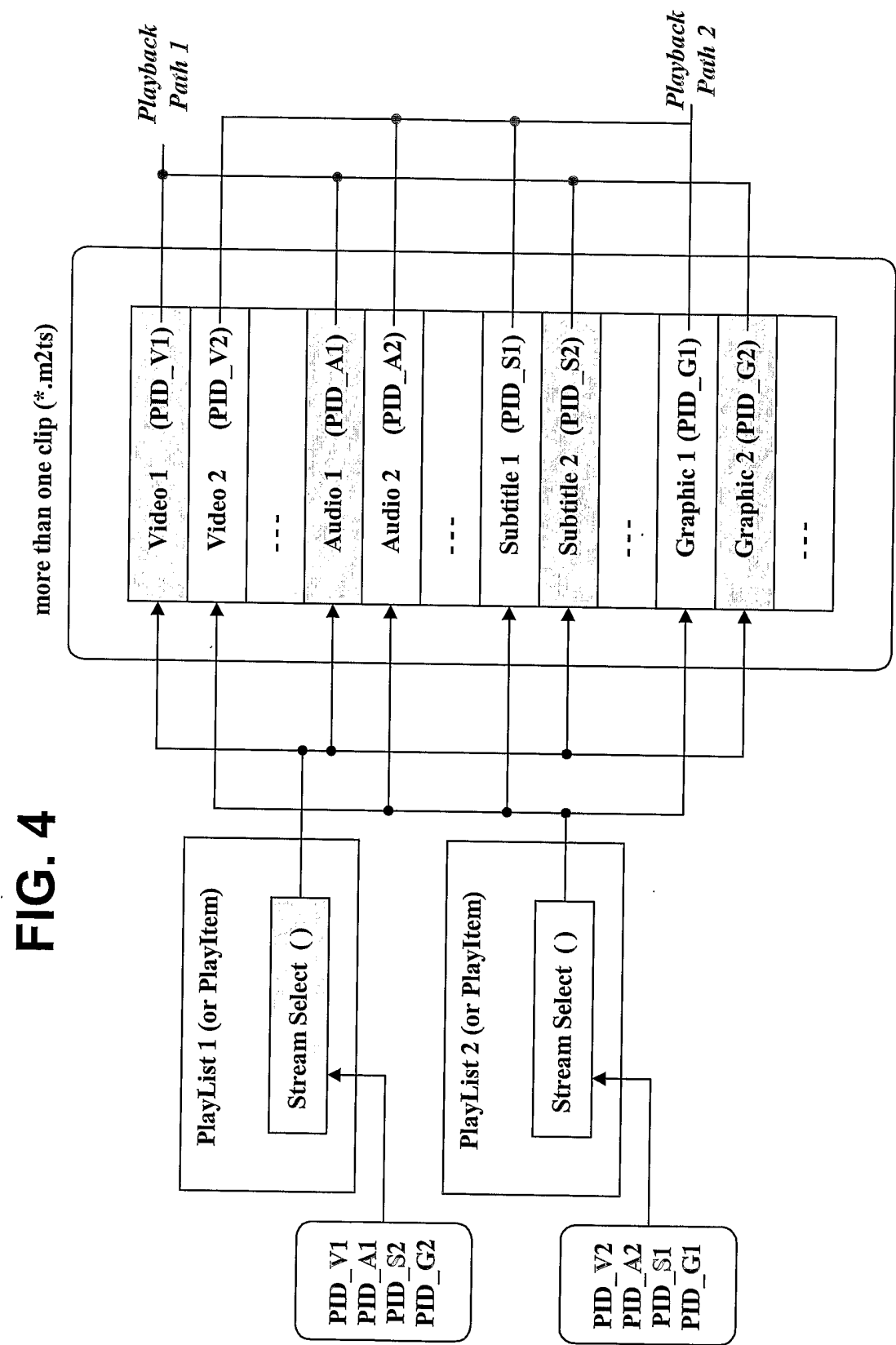


FIG. 5

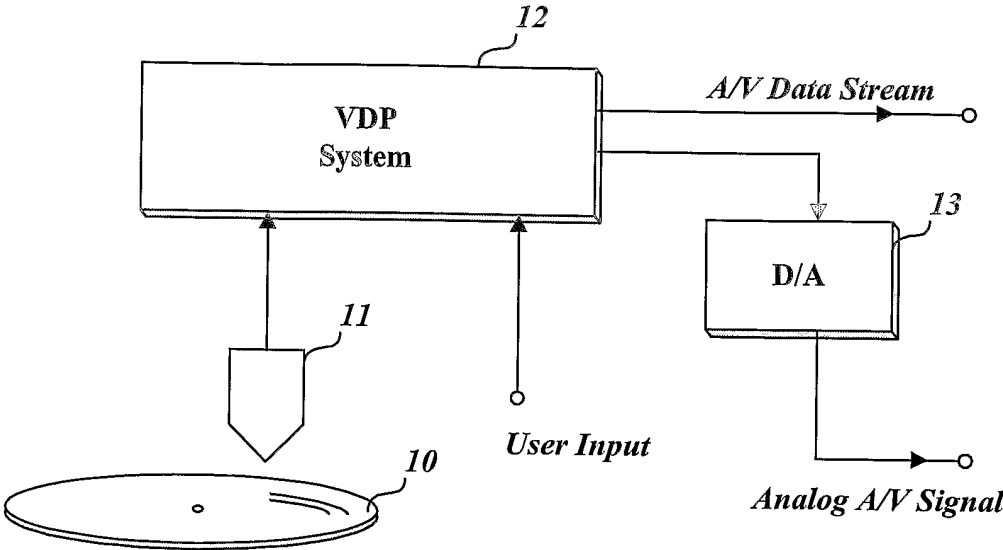


FIG. 6

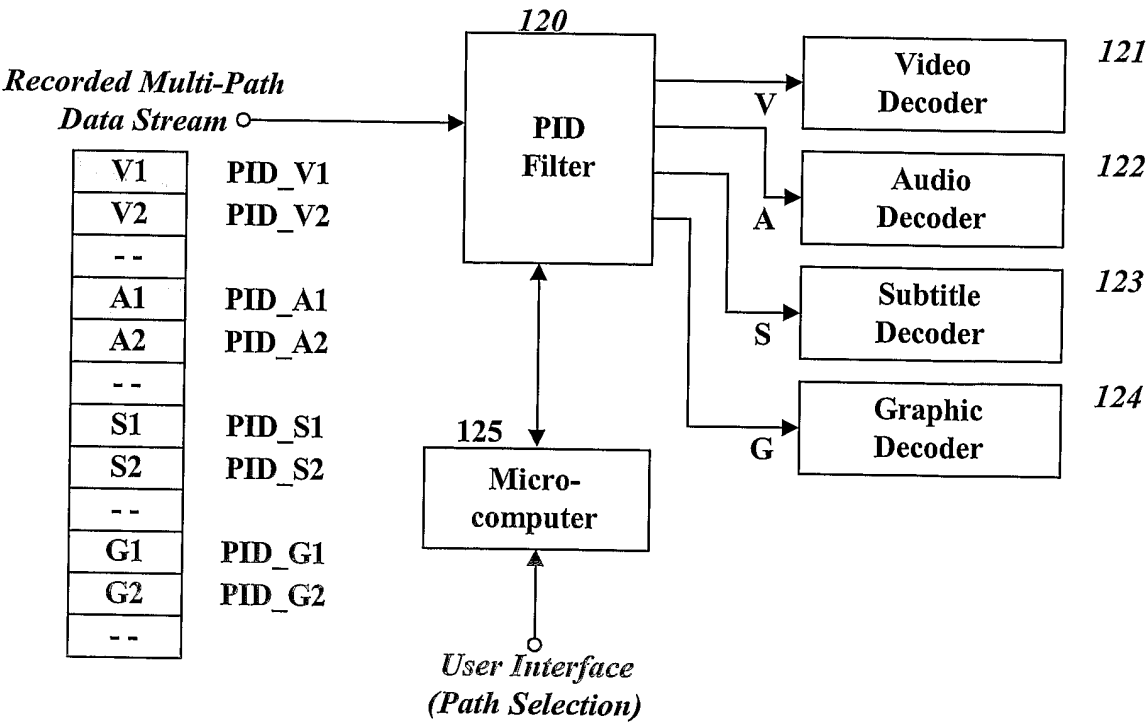
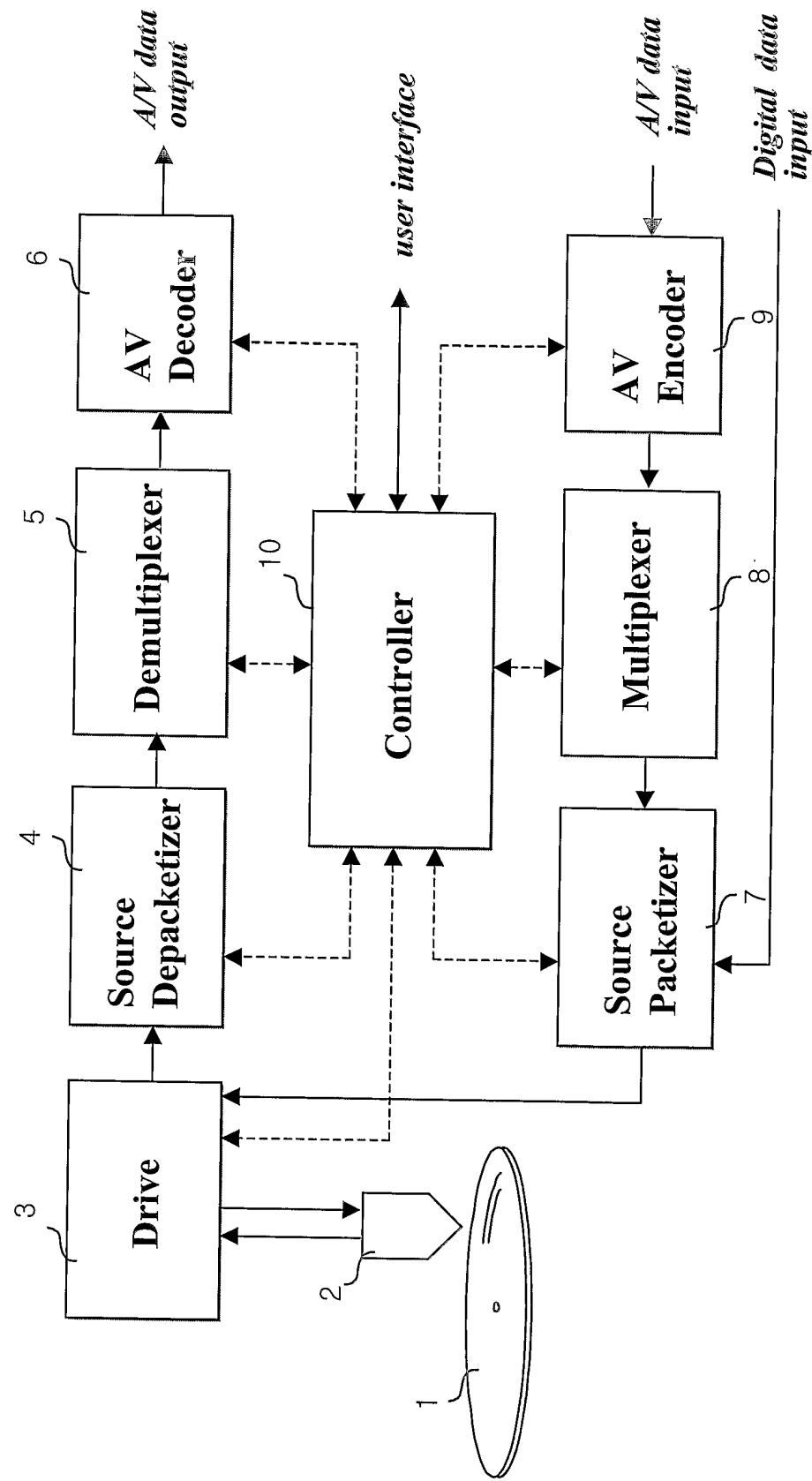



FIG. 7



INTERNATIONAL SEARCH REPORT

International application No.
PCT/KR2004/000202

A. CLASSIFICATION OF SUBJECT MATTER		
IPC7 G11B 7/004		
According to International Patent Classification (IPC) or to both national classification and IPC		
B. FIELDS SEARCHED		
Minimum documentation searched (classification system followed by classification symbols) G11B 7/00-7/24, G11B 20/00-20/24		
Documentation searched other than minimum documentation to the extent that such documents are included in the fields searched KOREAN PATENTS AND APPLICATIONS FOR INVENTIONS SINCE 1975		
Electronic data base consulted during the international search (name of data base and, where practicable, search terms used) WPI,PAJ" data structure", "multi-stream", "navigation", "play item", "play list"		
C. DOCUMENTS CONSIDERED TO BE RELEVANT		
Category*	Citation of document, with indication, where appropriate, of the relevant passages	Relevant to claim No.
Y	KR 2002-97454 A (LG ELECTRONICS CO. LTD.) 31 DECEMBER 2002 See abstract and claims	1-2, 15, 17-20
Y	KR 2002-97455 A (LG ELECTRONICS CO. LTD.) 31 DECEMBER 2002 See abstract and claims	1-2, 15, 17-20
A	JP 11-69308 A (TOSHIBA CORP, TOSHIBA AVE CORP.) 09 MARCH 1999 See the whole document	1, 15
A	JP 11-69309 A (TOSHIBA CORP, TOSHIBA AVE CORP.) 09 MARCH 1999 See the whole document	1, 15
A	KR 2001-98007 A (LG ELECTRONICS CO. LTD.) 08 NOVEMBER 2001 See the whole document.	1, 15
A	KR 2001-107578 A (LG ELECTRONICS CO. LTD.) 07 DECEMBER 2001. See the whole document.	1, 15
<input type="checkbox"/> Further documents are listed in the continuation of Box C. <input type="checkbox"/> See patent family annex.		
<p>* Special categories of cited documents:</p> <p>"A" document defining the general state of the art which is not considered to be of particular relevance</p> <p>"E" earlier application or patent but published on or after the international filing date</p> <p>"L" document which may throw doubts on priority claim(s) or which is cited to establish the publication date of citation or other special reason (as specified)</p> <p>"O" document referring to an oral disclosure, use, exhibition or other means</p> <p>"P" document published prior to the international filing date but later than the priority date claimed</p> <p>"T" later document published after the international filing date or priority date and not in conflict with the application but cited to understand the principle or theory underlying the invention</p> <p>"X" document of particular relevance; the claimed invention cannot be considered novel or cannot be considered to involve an inventive step when the document is taken alone</p> <p>"Y" document of particular relevance; the claimed invention cannot be considered to involve an inventive step when the document is combined with one or more other such documents, such combination being obvious to a person skilled in the art</p> <p>"&" document member of the same patent family</p>		
Date of the actual completion of the international search 21 MAY 2004 (21.05.2004)		Date of mailing of the international search report 24 MAY 2004 (24.05.2004)
Name and mailing address of the ISA/KR  Korean Intellectual Property Office 920 Dunsan-dong, Seo-gu, Daejeon 302-701, Republic of Korea Facsimile No. 82-42-472-7140		Authorized officer SONG, Jin Suk Telephone No. 82-42-481-5694 