



US0D1069247S

(12) **United States Design Patent**
Li

(10) **Patent No.:** **US D1,069,247 S**

(45) **Date of Patent:** **** Apr. 1, 2025**

(54) **FALSE EYELASHES**

(71) Applicant: **Qingdao Aicai Jingfan Trading Co., Ltd.**, Qingdao (CN)

(72) Inventor: **Chun Li**, Qingdao (CN)

(73) Assignee: **Qingdao Aicai Jingfan Trading Co., Ltd.**, Qingdao (CN)

(**) Term: **15 Years**

(21) Appl. No.: **29/976,697**

(22) Filed: **Dec. 4, 2024**

(51) **LOC (15) Cl.** **28-03**

(52) **U.S. Cl.** **D28/93**
USPC

(58) **Field of Classification Search**
USPC D28/92, 93, 99
CPC A41G 5/02
See application file for complete search history.

(56) **References Cited**

U.S. PATENT DOCUMENTS

D663,477 S	7/2012	Serebrenik	
D669,223 S	10/2012	Lee	
D731,115 S	6/2015	Serebrenik	
D823,544 S	7/2018	Nguyen	
D988,598 S	6/2023	Zhang	
D988,608 S	6/2023	Lotti	
D989,333 S	6/2023	Lotti	
D991,555 S	7/2023	Zhang	
D992,825 S	7/2023	Lotti	
D994,229 S	8/2023	Tian	
D1,002,110 S *	10/2023	Tian	D28/92
11,986,037 B1 *	5/2024	Yu	A41G 5/02
D1,047,284 S *	10/2024	Lotti	D28/92

(Continued)

Primary Examiner — Zenia I Bennett

(74) *Attorney, Agent, or Firm* — Jose Cherson Weissbrot

(57) **CLAIM**

The ornamental design for a false eyelashes, as shown and described.

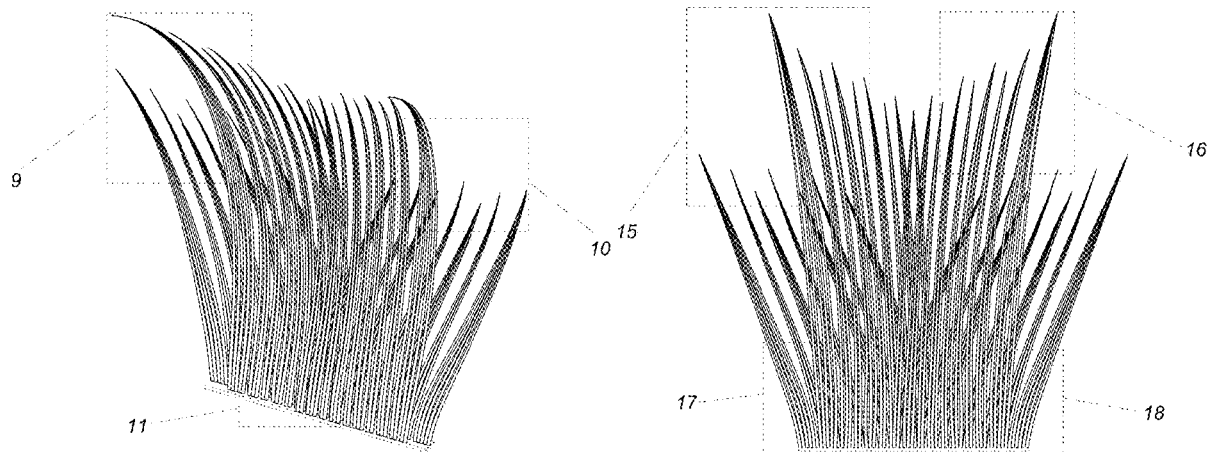
DESCRIPTION

FIG. 1 is a front, right, top perspective view of a false eyelashes, showing my new design;
 FIG. 2 is a rear, left, bottom perspective view thereof;
 FIG. 3 is a front elevational view of the reduced scale thereof;
 FIG. 4 is a rear elevational view of the reduced scale thereof;
 FIG. 5 is a left sidel view of the reduced scale thereof;
 FIG. 6 is a right sidel view of the reduced scale thereof;
 FIG. 7 is a top plan view of the enlarged scale thereof;
 FIG. 8 is a bottom plan view of the enlarged scale thereof;
 FIG. 9 is an enlarged view of detail 9 in FIG. 1;
 FIG. 10 is an enlarged view of detail 10 in FIG. 1;
 FIG. 11 is an enlarged view of detail 11 in FIG. 1;
 FIG. 12 is an enlarged view of detail 12 in FIG. 2;
 FIG. 13 is an enlarged view of detail 13 in FIG. 2;
 FIG. 14 is an enlarged view of detail 14 in FIG. 2;
 FIG. 15 is an enlarged view of detail 15 in FIG. 3;
 FIG. 16 is an enlarged view of detail 16 in FIG. 3;
 FIG. 17 is an enlarged view of detail 17 in FIG. 3;
 FIG. 18 is an enlarged view of detail 18 in FIG. 3;
 FIG. 19 is an enlarged view of detail 19 in FIG. 4;
 FIG. 20 is an enlarged view of detail 20 in FIG. 5;
 FIG. 21 is an enlarged view of detail 21 in FIG. 5;
 FIG. 22 is an enlarged view of detail 22 in FIG. 7;
 FIG. 23 is an enlarged view of detail 23 in FIG. 7;
 FIG. 24 is an enlarged view of detail 24 in FIG. 8; and,
 FIG. 25 is an enlarged view of detail 25 in FIG. 8.

The dashed broken lines in the figures are for the purposes of illustrating portions of the false eyelashes and form no part of the claimed design.

The dash-dot-dash broken lines are for notating enlarged views and form no part of the claimed design.

1 Claim, 25 Drawing Sheets



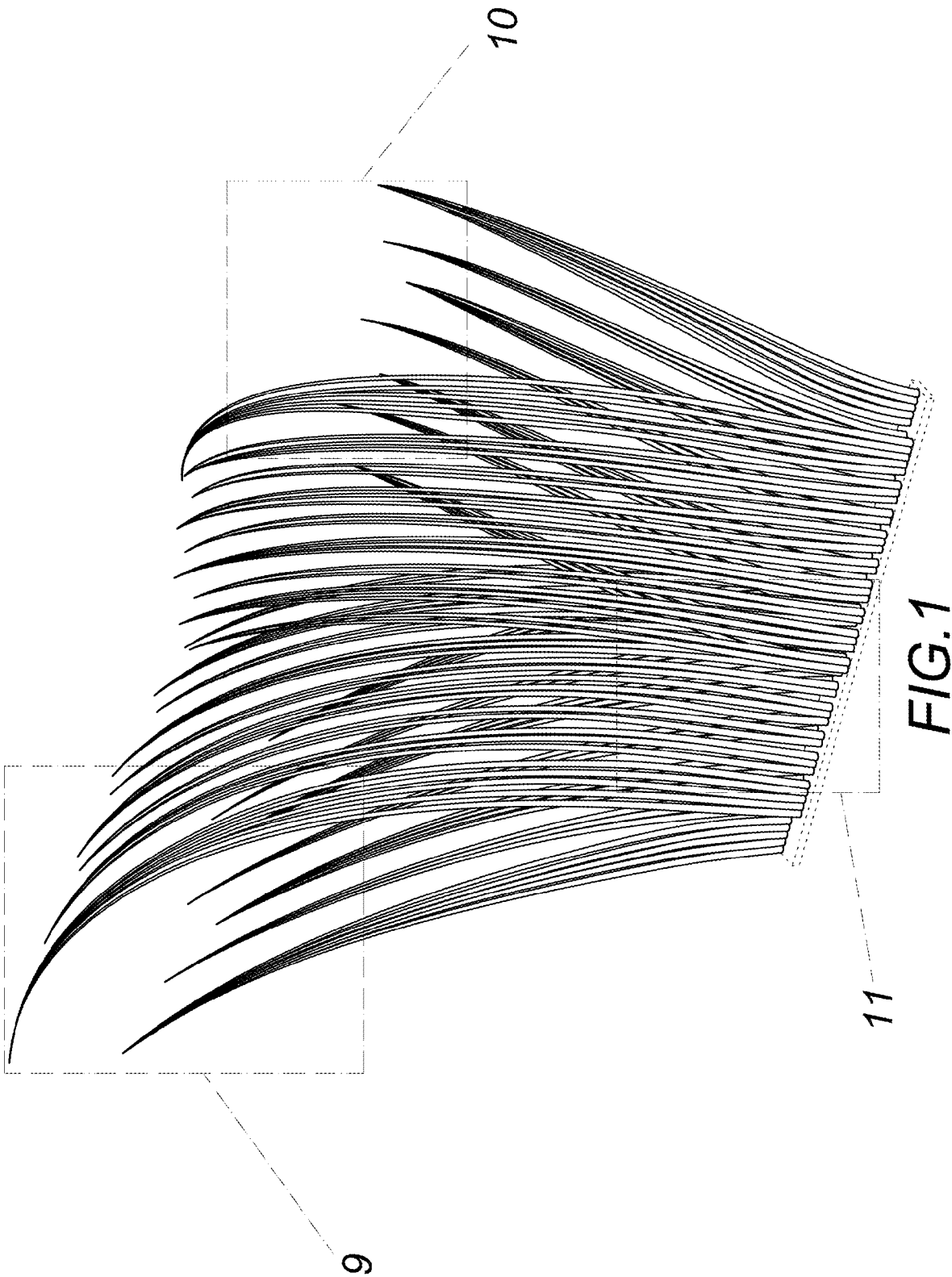
(56)

References Cited

U.S. PATENT DOCUMENTS

2023/0126617	A1*	4/2023	Lucaj	A41G 5/02 132/201
2023/0232927	A1*	7/2023	Song	A41G 5/02 132/201
2023/0276885	A1*	9/2023	Bang	A41G 5/02 132/201
2023/0309638	A1*	10/2023	Song	A41G 5/02 132/201
2024/0373966	A1*	11/2024	Lotti	A41G 5/02

* cited by examiner



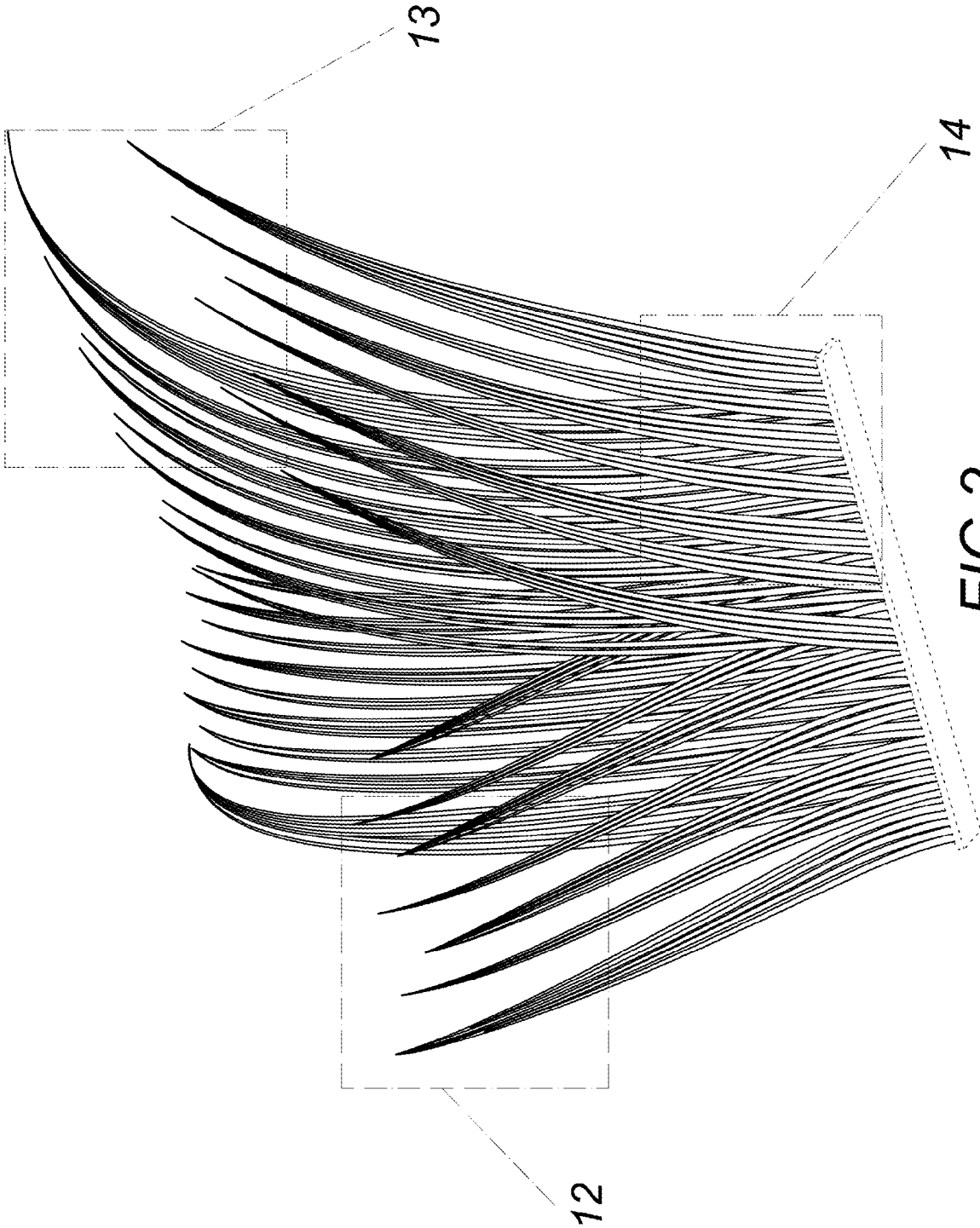


FIG. 2





FIG. 3

FIG. 4



19

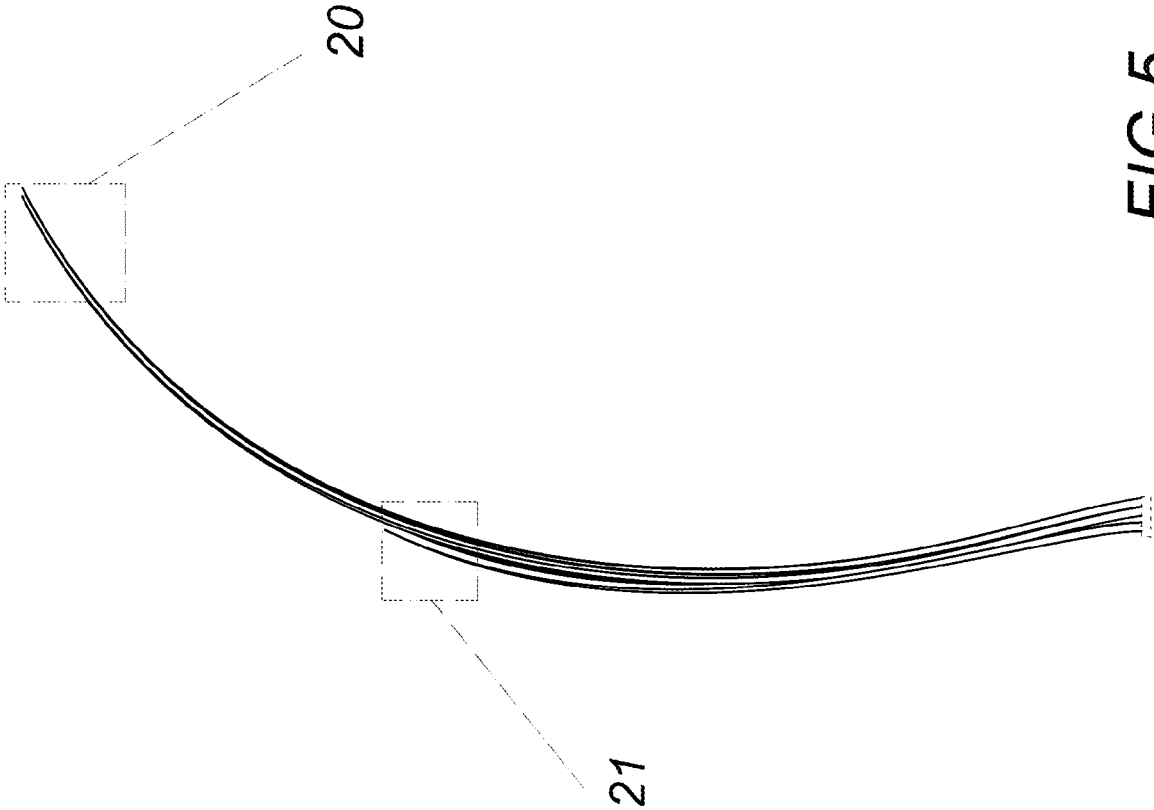


FIG. 5




FIG. 6

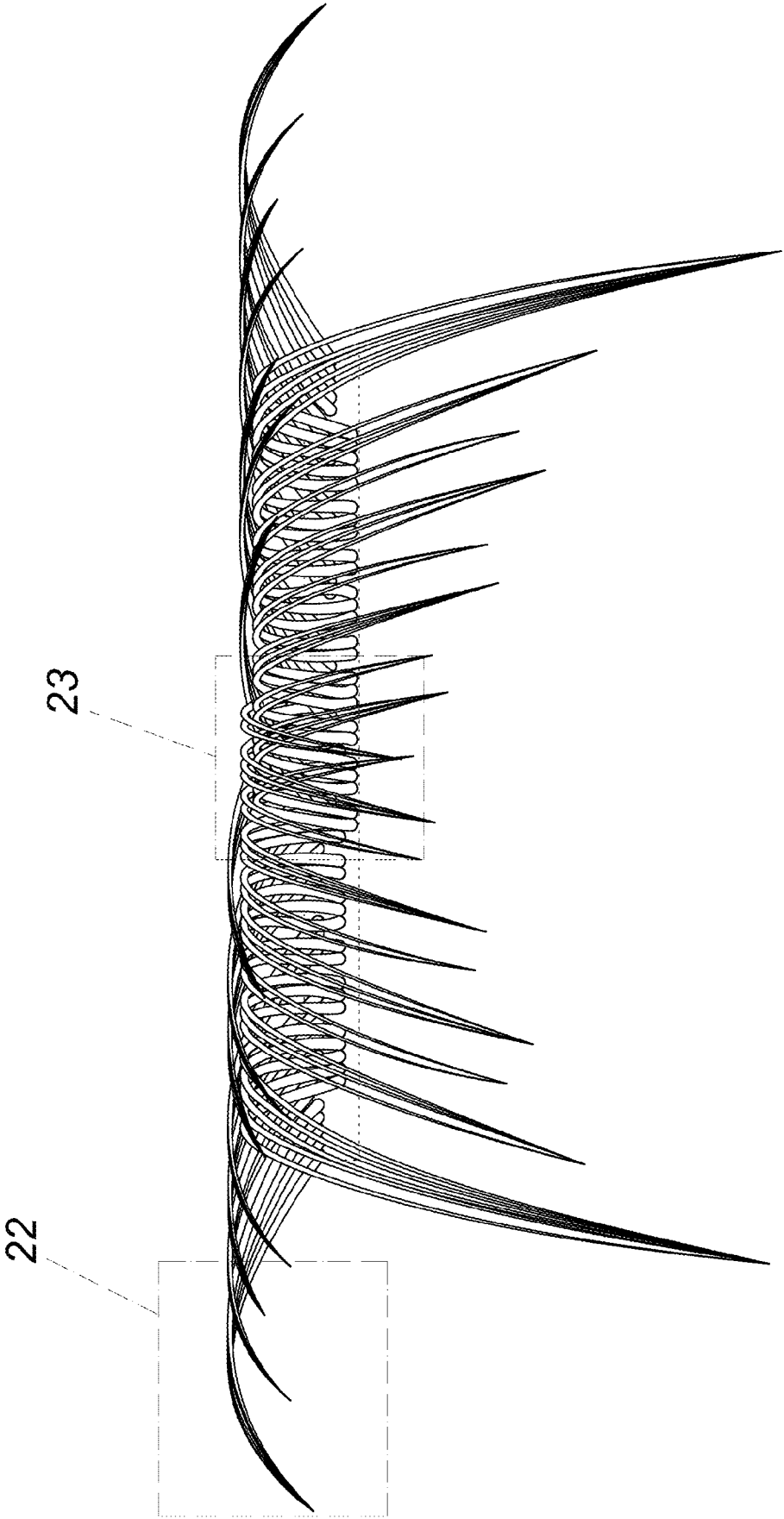


FIG.7

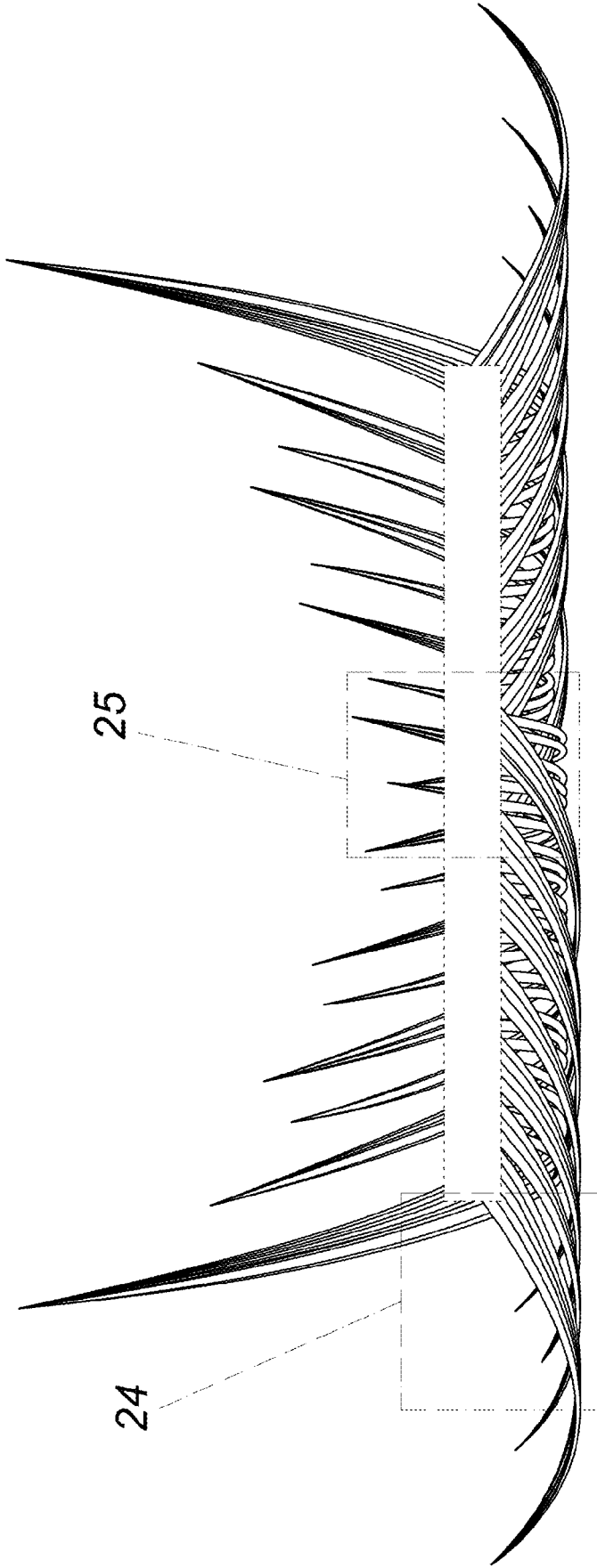


FIG.8

FIG. 9





FIG. 10






FIG. 11

FIG. 12




FIG. 13




FIG. 14




FIG. 15



FIG. 16




FIG. 17



FIG. 18

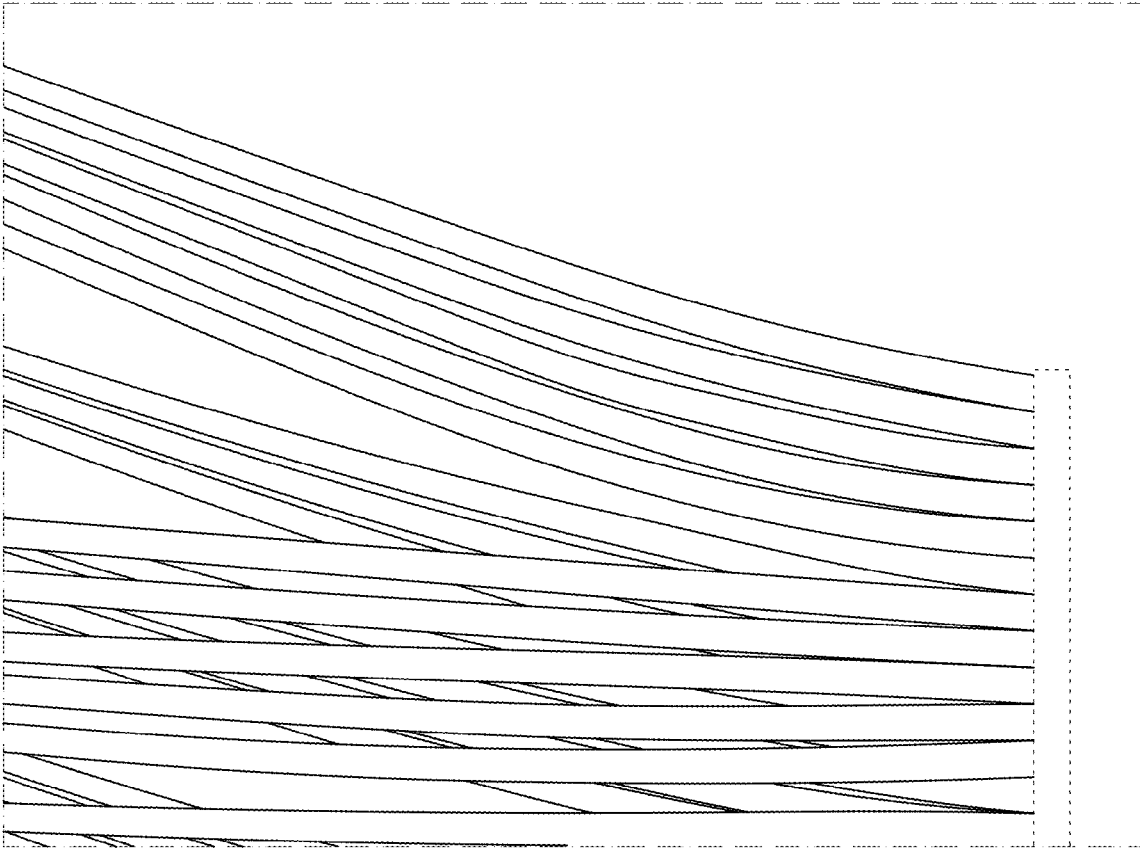


FIG. 19




FIG. 20

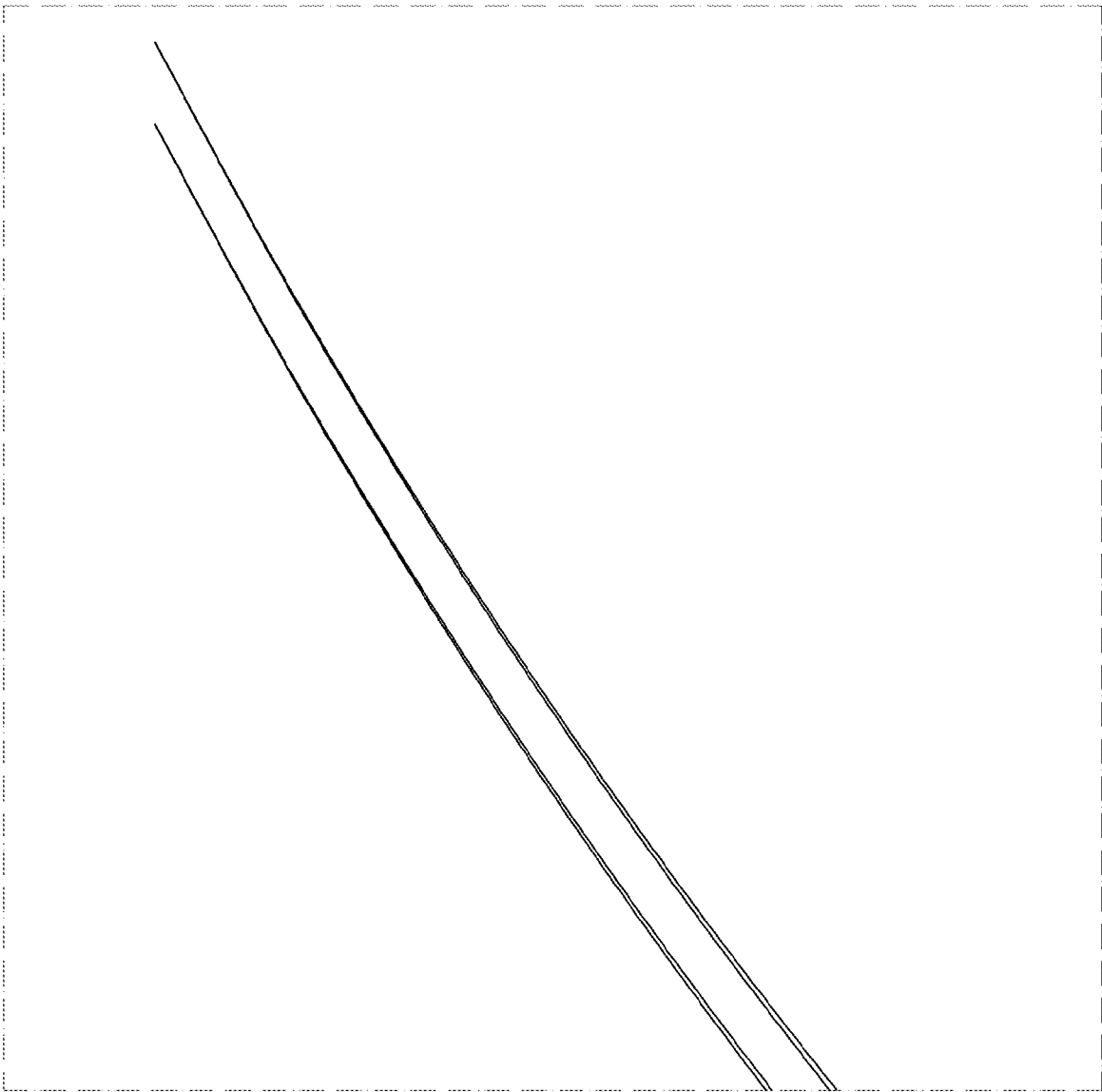



FIG. 21



FIG. 22



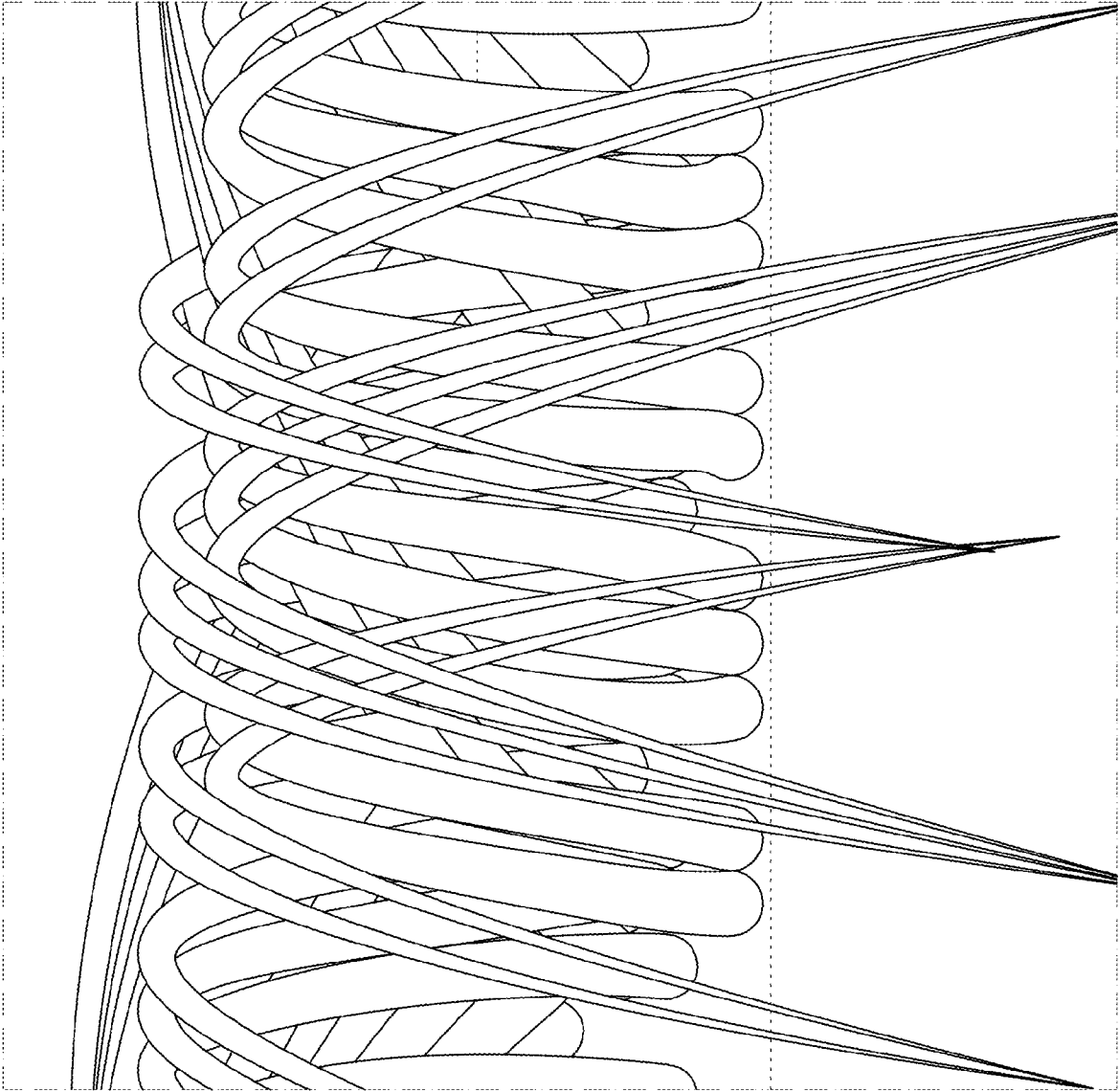
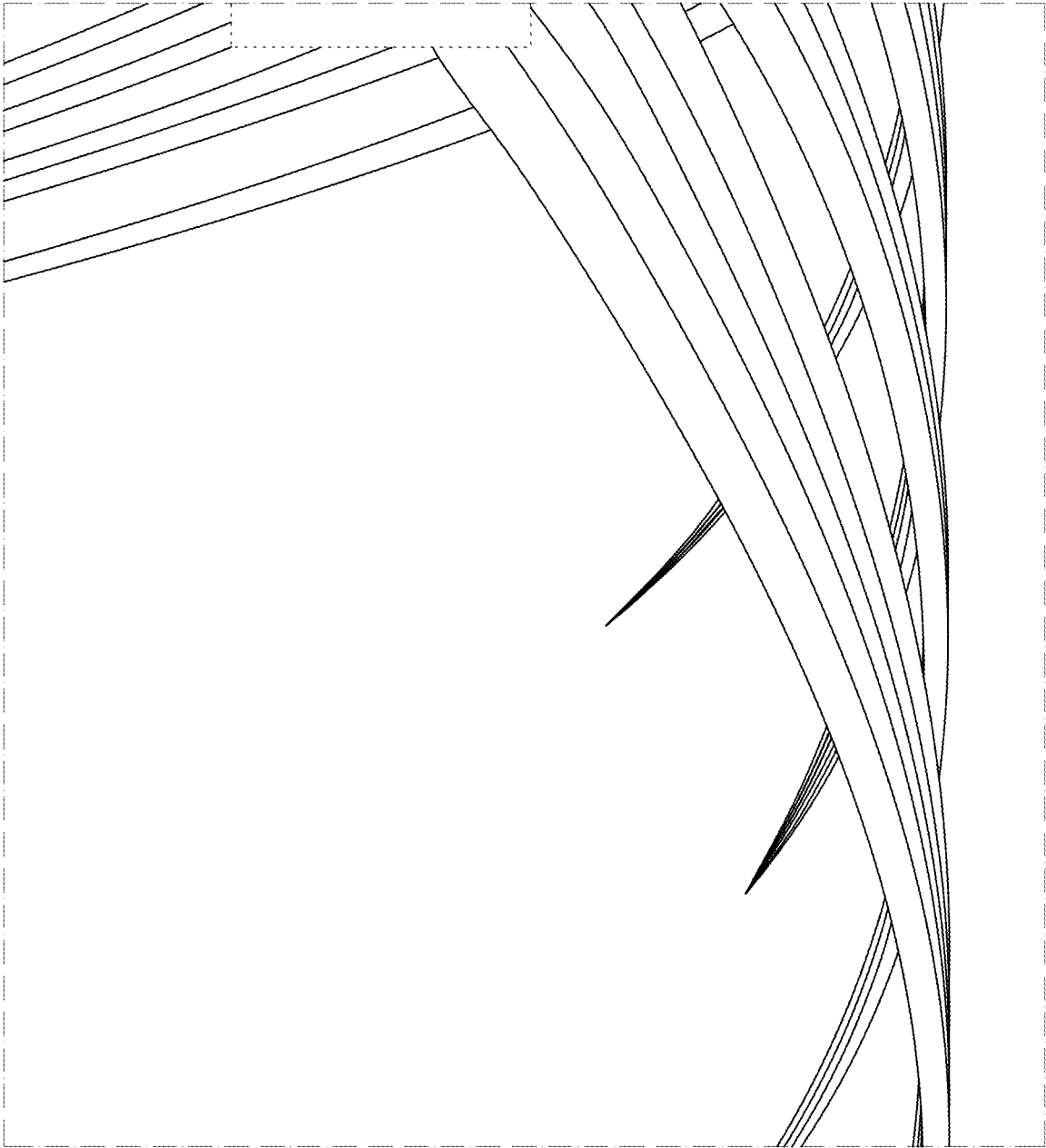


FIG. 23

FIG. 24






FIG. 25