

[54] COMBINED PLANT POT LINER AND WATER LEVEL GAUGE

[75] Inventor: Joachim E. Raap, Dallas, Tex.

[73] Assignee: Casa Flora, Inc., Dallas, Tex.

[**] Term: 14 Years

[21] Appl. No.: 888,685

[22] Filed: Mar. 20, 1978

[51] Int. Cl. D11-02

[52] U.S. Cl. D11/164; D11/144;

D11/152

[58] Field of Search D11/143-149,

D11/151-156, 164; 47/1 R, 4, 14, 16, 41 R, 41

SS, 33, 55, 59, 61, 66-69, 71, 72, 83, 85-87, 79,

81; D8/1

[56] References Cited

U.S. PATENT DOCUMENTS

1,383,368	7/1921	Ambrose	47/79
3,137,096	6/1964	Hopkins	47/79

Primary Examiner—Barbara J. Bullock
Attorney, Agent, or Firm—D. Carl Richards

[57] CLAIM

The ornamental design for a combined plant pot liner and a water level gauge, as shown and described.

DESCRIPTION

FIG. 1 is a front elevational view of a combined plant pot liner and water level gauge showing my new design;

FIG. 2 is a side elevational view taken from the right of FIG. 1;

FIG. 3 is a rear elevational view;

FIG. 4 is a elevational view taken from the left of FIG. 1;

FIG. 5 is a top view;

FIG. 6 is a bottom view; and

FIG. 7 is a perspective view.

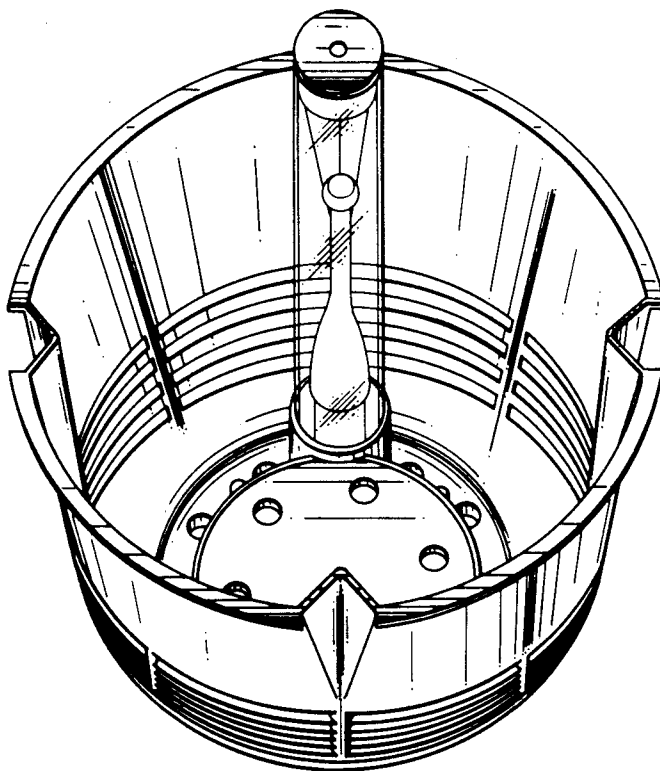


FIG. 1

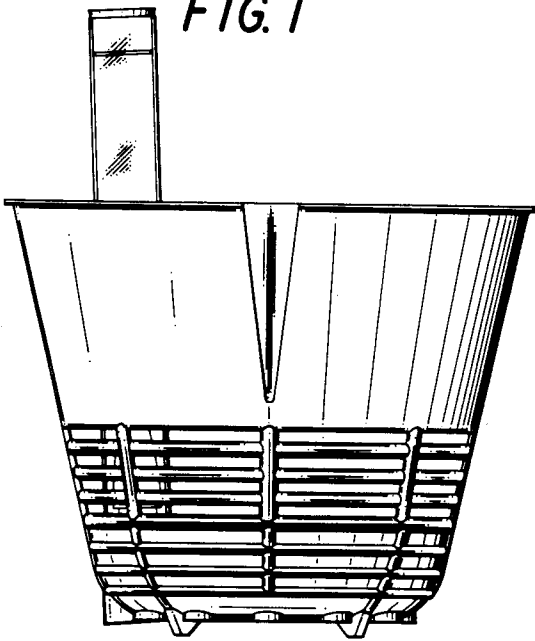


FIG. 2

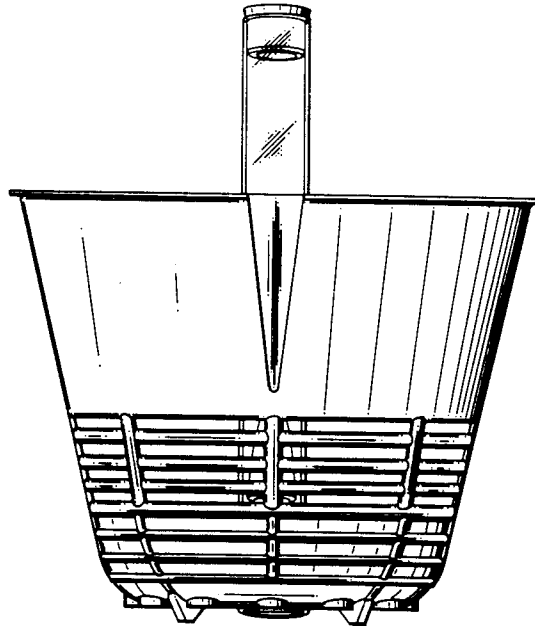


FIG. 3

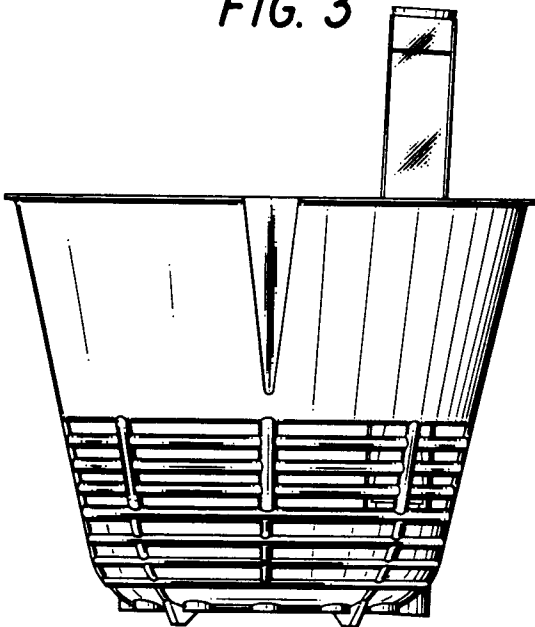


FIG. 4

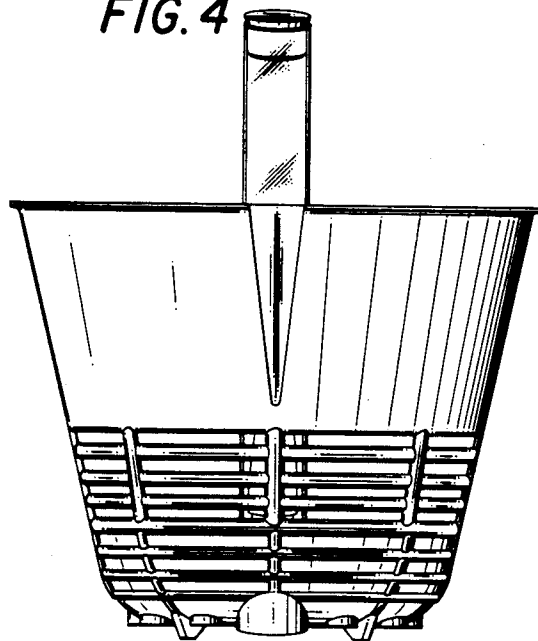


FIG. 5

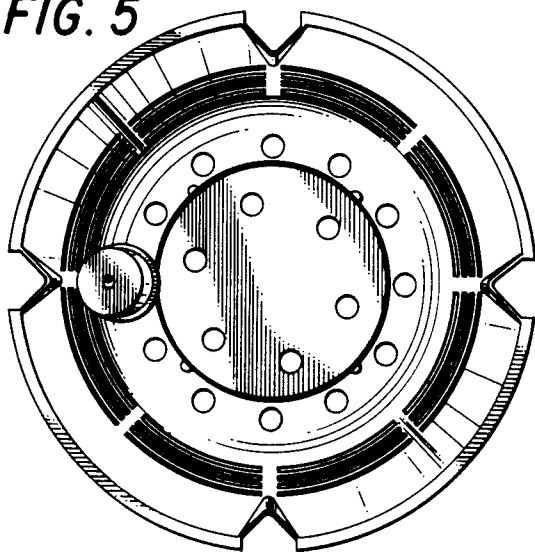


FIG. 6

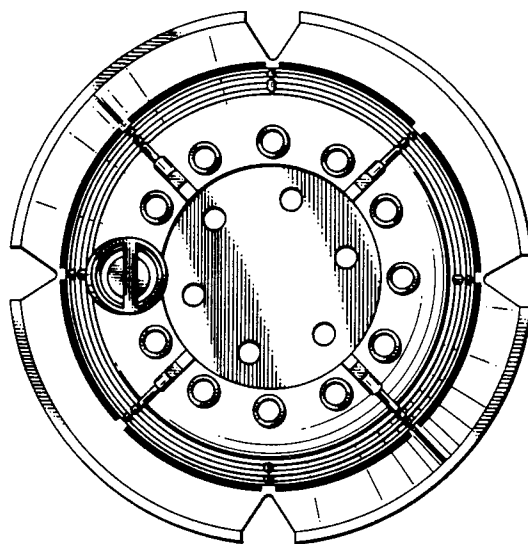


FIG. 7

