

(12) **United States Design Patent**
Harrison

(10) **Patent No.:** **US D595,387 S**
(45) **Date of Patent:** **** Jun. 30, 2009**

(54) **FISHING LURE WEIGHT**

(57) **CLAIM**

(76) Inventor: **Kendall S. Harrison**, 31 Boykin Rd.,
Tiger, GA (US) 30576

I claim the ornamental design for a fishing lure weight, as
shown and described.

(**) Term: **14 Years**

DESCRIPTION

(21) Appl. No.: **29/325,857**

(22) Filed: **Oct. 7, 2008**

The ornamental design for a fishing lure weight for reversible
insertion into a soft plastic fishing lure.

(51) **LOC (9) Cl.** **22-05**

(52) **U.S. Cl.** **D22/145**

(58) **Field of Classification Search** D22/145-146,
D22/134, 144, 199; 43/44.89, 44.9, 44.91,
43/44.96, 43.11, 43.13, 44.95

See application file for complete search history.

FIG. 1 is a top rear perspective view of a fishing lure weight
showing my new design;

FIG. 2 is a top front perspective view thereof;

FIG. 3 is a left side elevational view thereof;

FIG. 4 is a right side elevational view thereof;

FIG. 5 is a top plan view thereof;

FIG. 6 is a bottom plan view thereof;

FIG. 7 is a rear elevational view thereof;

FIG. 8 is a front elevational view thereof; and,

FIG. 9 is a left side elevational view thereof showing the
fishing lure weight within a soft plastic fishing lure. The
broken lines are for illustrative purposes only and form no
part of the claimed design.

(56) **References Cited**

U.S. PATENT DOCUMENTS

D174,492 S * 4/1955 Daves D22/145
D176,592 S * 1/1956 Candela D22/145
2,945,324 A * 7/1960 Miller D22/145
D498,813 S * 11/2004 Nichols D22/145
6,874,272 B1 * 4/2005 Adams et al. 43/44.96

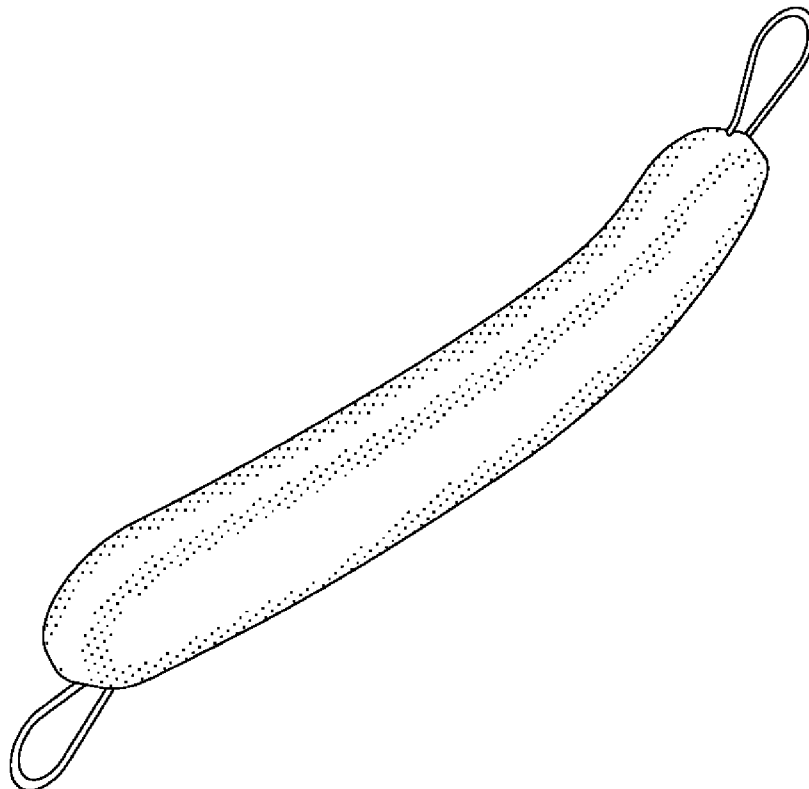
* cited by examiner

In the drawings, the stippling is for shading purposes only and
forms no part of the claimed design.

Primary Examiner—Catherine R Oliver

(74) *Attorney, Agent, or Firm*—Kenneth M. Bush; Bish
Intellectual Property Law

1 Claim, 2 Drawing Sheets



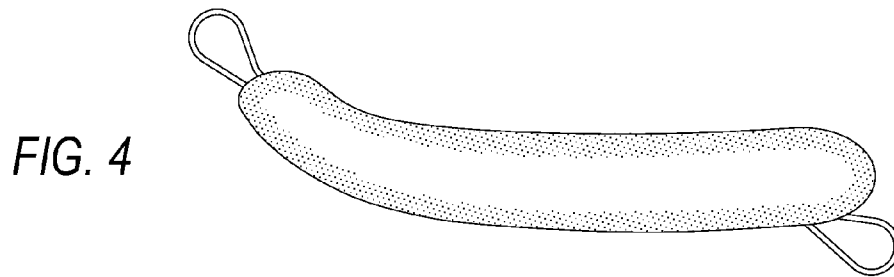
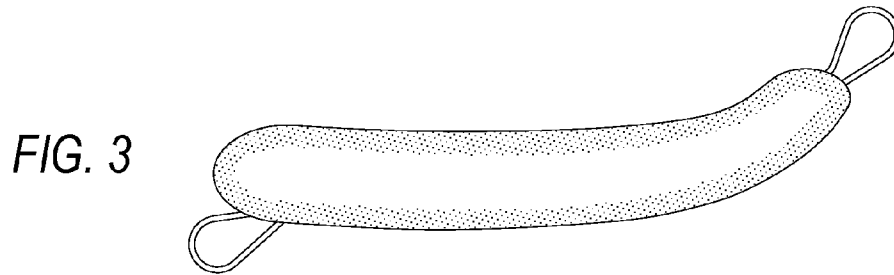
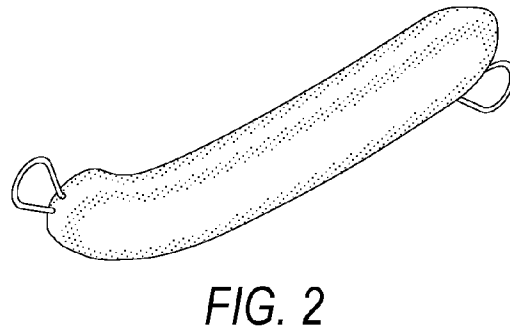
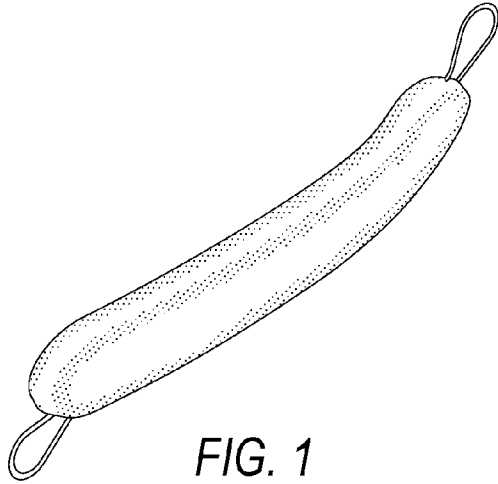


FIG. 7



FIG. 8

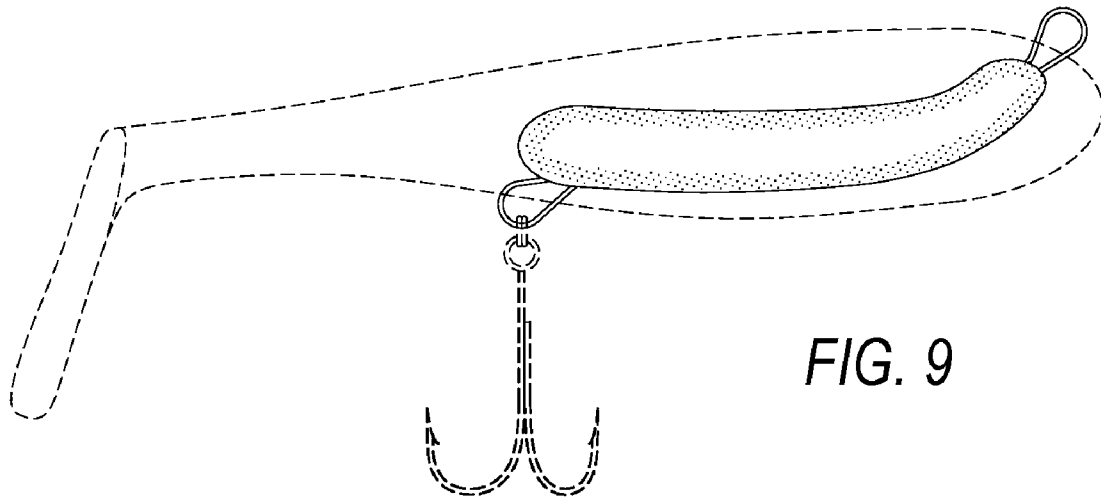



FIG. 9