H. HAHN AND B. LOVIE.

SAFETY ENVELOP.

APPLICATION FILED JUNE 12, 1920

1,369,277.

Patented Feb. 22, 1921.

3 SHEETS—SHEET 1.

Fig. 1.

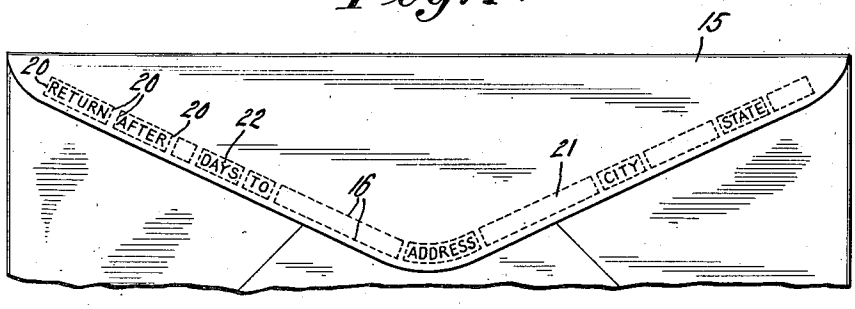

Fig. 2.



Inventors
H. Hahn & B. Lovie
By their Attorney
Sigmund Herzog

H. HAHN AND B. LOVIE.

SAFETY ENVELOP.

APPLICATION FILED JUNE 12, 1920.

1,369,277.

Patented Feb. 22, 1921.

3 SHEETS—SHEET 2.

Fig. 3.

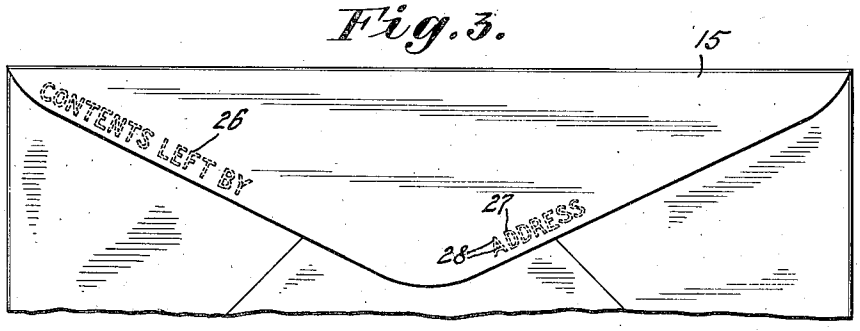

Fig. 4.

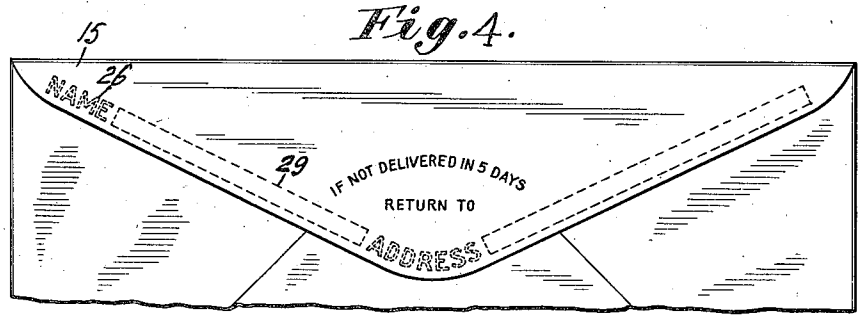

Fig. 5.

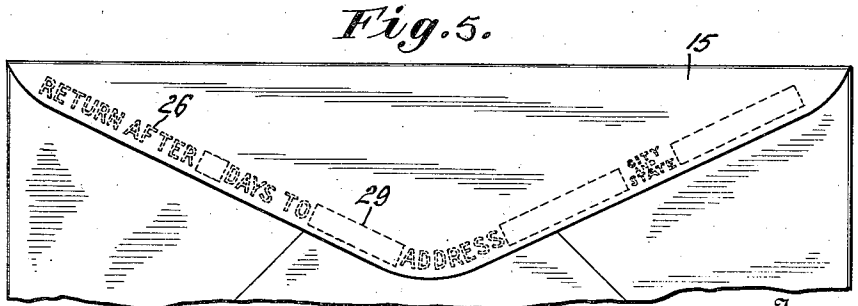

Inventors
H. Hahn + B. Lovie

By their Attorney
Sigmund Herzog

H. HAHN AND B. LOVIE.

SAFETY ENVELOP.

APPLICATION FILED JUNE 12, 1920.

1,369,277. **Patented Feb. 22, 1921.**

3 SHEETS—SHEET 3.

Fig. 6.

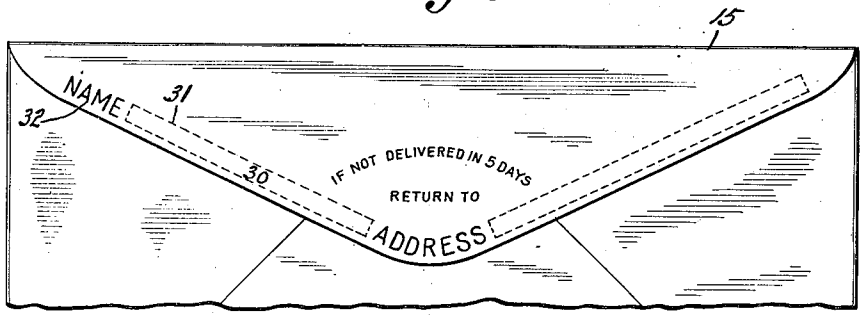

Fig. 7.

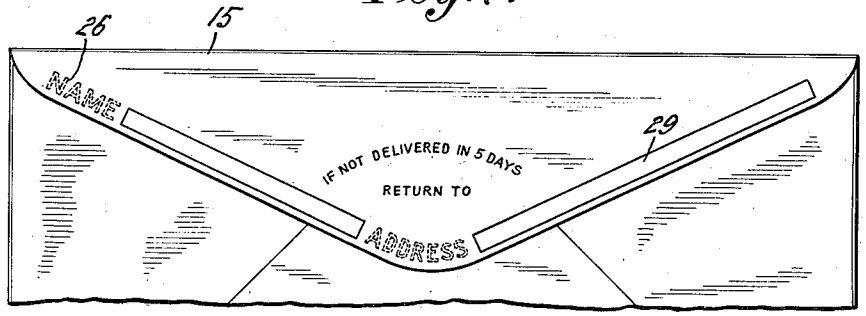

Fig. 8.



Inventors
H. Hahn & B. Lovie
By their Attorney
Sigmund Herzog

UNITED STATES PATENT OFFICE.

HUGO HAHN AND BERNARD LOVIE, OF NEW YORK, N. Y.

SAFETY-ENVELOP.

1,369,277. Specification of Letters Patent. Patented Feb. 22, 1921.

Application filed June 12, 1920. Serial No. 388,639.

To all whom it may concern:

Be it known that we, HUGO HAHN and BERNARD LOVIE, citizens of the United States and Roumania, respectively, and residents of the city of New York, in the county of New York and State of New York, have invented certain new and useful Improvements in Safety-Envelops, of which the following is a specification.

The present invention relates to envelops and more particularly to safety envelops.

The main object of the invention is to construct an envelop that is just as readily and easily sealed, as an ordinary envelop, but cannot be opened without mutilating the same, thereby affording effective protection of the envelop against being surreptitiously opened and resealed, without being so marred or mutilated as to make detection certain.

Another object of the invention is to produce an envelop of the type mentioned which is capable of manufacture on a commercial scale, or in other words one which is not so difficult to make as to be beyond the reasonable cost of such a device.

With these and other objects in view, which will more fully appear as the nature of the invention is better understood, the same consists in the combination, arrangement and construction of parts hereinafter described, pointed out in the appended claims and illustrated in the accompanying drawings, it being undestood that many changes may be made in the size and proportion of the several parts and details of construction within the scope of the appended claims, without departing from the spirit or sacrificing any of the advantages of the invention.

A few of the many possible embodiments of the invention are illustrated in the accompanying drawings, in which:—

Figure 1 is a rear elevation of an envelop constructed in accordance with the present invention; and Figs. 2 to 8, inclusive, are similar views of modified constructions.

Referring now first to Fig. 1 of the drawings, an envelop of any suitable material and size is shown, the envelop being provided with a sealing flap 15. The sealing flap 15 overlaps the end and bottom flaps, as usual in constructions of this type, the inner face of its entire free edge portion being gummed, thereby adhering to the end and bottom flaps, when the envelop is sealed in the ordinary manner. Thus far described, the envelop does not differ from those heretofore in use.

The safety device, whereby it is practically impossible to detach the sealing flap without mutilating the same, is formed upon the said sealing flap. For this purpose the said sealing flap is provided substantially along its entire length, in parallel relation to its free edge, with two spaced scored lines 16, which scored lines are interrupted at various points, as shown, and at each point of interruption the two lines are connected by scored lines 20, thereby forming boxes 21. In the boxes are printed words 22, to give instructions for the return of the envelop in case of non-delivery.

By the provision of the weakened portion of the flap, it is practically impossible, when once sealed, to disengage the gummed portion of the sealing flap from the other flaps thereof, without mutilating the same. The weakened portion of the sealing flap separates easily from the body portion of the latter, thus indicating that the envelop has been tampered with.

In the modification shown in Fig. 2 of the drawings, the weakened portion of the sealing flap is even more sub-divided into boxes, than in the construction shown in Fig. 1 of the drawing. Some of these boxes are so small as to afford room for a single printed letter, denoted by the numeral 23.

In the modifications shown in Figs. 3 to 5, inclusive, a legend 26 is provided upon the sealing flaps in parallel relation to the free edges thereof, the letters 27, grouped to form the words, being each formed by two spaced scored lines 28, so that each letter constitutes a weakened portion of the flap. Between the words of the legend, scored boxes 29 may be provided, as shown in Figs. 4 and 5 of the drawings, or blank spaces may be left, as appears from Fig. 3, for the reception of printed matter.

When these envelops are opened clandestinely, the fact is easily detected, as the numerous scored letters are so weak that some of the same will necessarily be ruptured in opening, giving proof of the fact that the envelop has been tampered with.

In the construction shown in Fig. 6 of the drawings, weakened portions 30 are formed by scored lines 31 in parallel relation to the free edge of the sealing flap, said weakened portions being spaced and serve

to receive certain printed matter, which with the printed matter 32 adjacent said weakened portions, gives directions for the return of the envelop. The operation of this device is obvious from the foregoing.

The modification illustrated in Fig. 7 of the drawings differs from the one disclosed in Fig. 4, in that the boxes 29 thereof are formed by printed lines, while in Fig. 4 the boxes 29 are provided by scored lines. The operation of this construction needs no further explanation.

The modification shown in Fig. 8 differs from the one illustrated in Fig. 4, in that the letters 27′ of the legend thereon are constituted by perforations 33. These perforations present numerous points, which cannot be separated from the already sealed envelop without detection.

The several constructions herein described are all alike in one respect, towit: The sealing flaps are provided in parallel relation to and slightly spaced from the free edges thereof with weakened portions, in alinement with the gummed section of the same.

The dies, forming the scored lines and scored or perforated letters, may carry ink so as to color the said lines and letters.

What we claim is:—

1. An envelop including a flap bearing characters adjacent its free edge, and extending substantially the entire length of the free edge, each of said characters being formed by spaced weakened lines.

2. An envelop including a flap bearing characters adjacent its free edge grouped to form words, each of said characters being formed by a series of spaced perforated lines, the free edge of the flap being coated with an adhesive whereby the characters are adapted to remain on the envelop if the flap is lifted after sealing.

3. An envelop including a flap bearing characters adjacent its free edge grouped to form words, each of said characters being formed by a series of spaced perforated lines, certain of the words being separated by blank spaces, said spaces being bounded by weakened lines.

4. An envelop including a flap, a plurality of weakened portions arranged adjacent the free edge of the flap, said weakened portions being wholly bounded by scored lines and adapted to receive a legend, said weakened portions taken together extending substantially the entire length of the flap.

Signed at New York, in the county of New York and State of New York this 13th day of March A. D. 1920.

HUGO HAHN.
BERNARD LOVIE.