



US00D757704S

(12) **United States Design Patent**  
**Roberts et al.**

(10) **Patent No.:** **US D757,704 S**

(45) **Date of Patent:** **\*\* \*May 31, 2016**

(54) **EDGE PROTECTOR FOR MOBILE COMMUNICATIONS DEVICE**

(71) Applicant: **Tech 21 Licensing Limited**, Middlesex (GB)

(72) Inventors: **Jason Roberts**, Middlesex (GB);  
**Wilhelm Marschall**, Middlesex (GB);  
**Benjamin Thorpe**, London (GB);  
**Jeremy McManus**, London (GB)

(73) Assignee: **TECH 21 LICENSING LIMITED**, Twickenham, Middlesex (GB)

(\*) Notice: This patent is subject to a terminal disclaimer.

(\*\*) Term: **14 Years**

(21) Appl. No.: **29/512,989**

(22) Filed: **Dec. 24, 2014**

(51) **LOC (10) Cl.** ..... **14-03**

(52) **U.S. Cl.**

USPC ..... **D14/250**

(58) **Field of Classification Search**

USPC ..... D14/250, 341, 486, 252, 248, 217, 251, D14/496, 253, 138 AD, 138 G, 346, 138 C, D14/138 R, 138 AA, 202; D3/218, 203.2, D3/201; D13/108, 103; 446/72; 455/559, 455/575.8, 556.1, 575.1, 90.3, 128; 439/39, 439/660; 361/679.56, 679.3, 679.55, 361/679.57; 312/223.1, 351.1; 248/689, 248/351, 465; 206/320, 37, 45.24, 316.2, 206/701, 811; 264/328.1; 29/428; 345/173; 220/212, 560, 622, 692, 782, 784, 788; 292/294, 301, DIG. 47

CPC ..... Y10T 29/49826; A45C 11/00; A45C 2011/002; H04B 1/3888; G06F 1/1626

See application file for complete search history.

(56) **References Cited**

U.S. PATENT DOCUMENTS

D357,918 S *	5/1995	Doria	.....	D14/218
D606,305 S *	12/2009	Lee	.....	D3/269
D678,330 S *	3/2013	Lee	.....	D14/203.3
D682,260 S *	5/2013	Tages	.....	D14/250
D685,357 S *	7/2013	Rekuc	.....	D14/250
D700,598 S *	3/2014	Kim	.....	D14/250
D712,388 S *	9/2014	Jia	.....	D14/250
D713,833 S *	9/2014	Wilkey	.....	D14/250
D714,276 S *	9/2014	Hu	.....	D14/250
D727,884 S *	4/2015	Fathollahi	.....	D14/250

\* cited by examiner

*Primary Examiner* — Robert M Spear

*Assistant Examiner* — Ryan Harvey

(74) *Attorney, Agent, or Firm* — Stephen J. Weyer, Esq.; Sites & Harbison, PLLC

(57) **CLAIM**

The ornamental design for a edge protector for mobile communications device, as shown and described.

**DESCRIPTION**

FIG. 1 is a perspective view taken from the top, front, and left side of the edge protector for mobile communications device of the present new design.

FIG. 2 is a perspective view taken from the top, rear, and left side of the edge protector for mobile communications device of the present new design.

FIG. 3 is a front elevation view of the edge protector for mobile communications device of FIG. 1.

FIG. 4 is a rear elevation view of the edge protector for mobile communications device of FIG. 1.

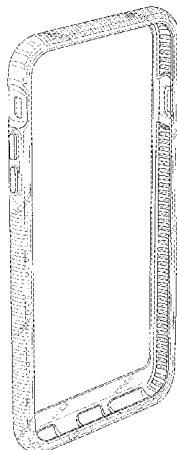
FIG. 5 is a right side elevation view of the edge protector for mobile communications device of FIG. 1.

FIG. 6 is a left side elevation view of the edge protector for mobile communications device of FIG. 1.

FIG. 7 is a top plan view of the edge protector for mobile communications device of FIG. 1; and,

FIG. 8 is a bottom plan view of the edge protector for mobile communications device of FIG. 1.

**1 Claim, 6 Drawing Sheets**



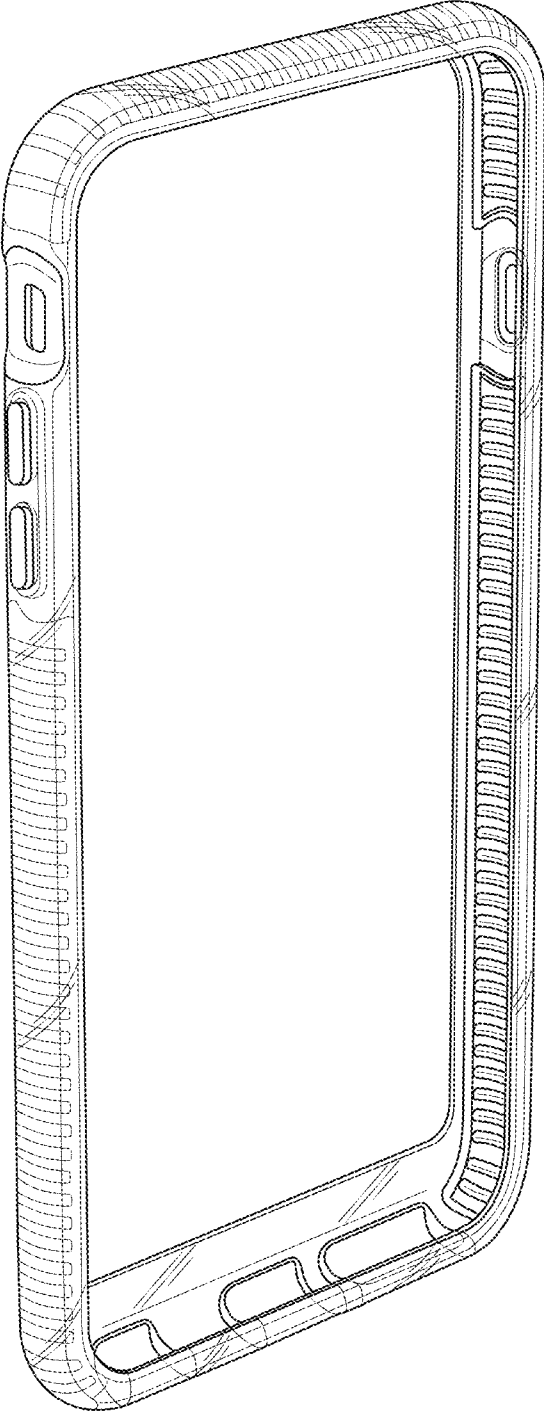


FIG. 1

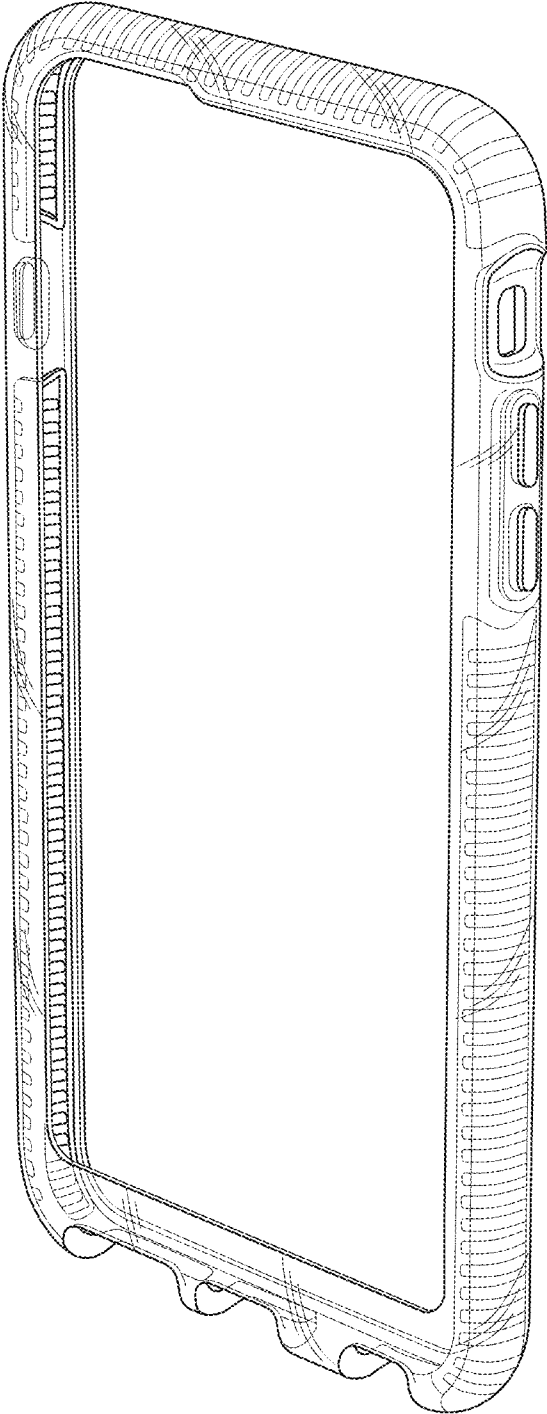


FIG. 2




FIG. 3




FIG. 4




FIG. 5

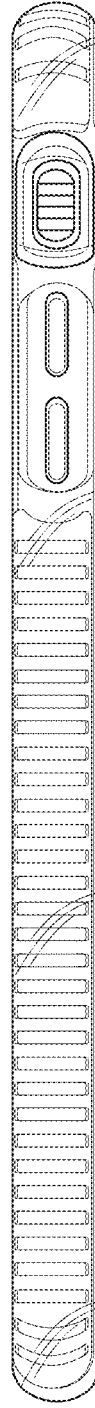


FIG. 6

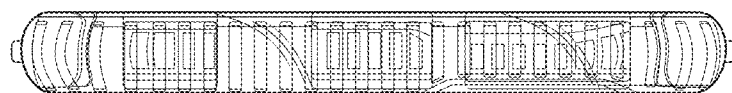


FIG. 7

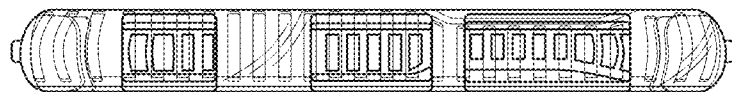


FIG. 8